



January 1 – July 8, 2017

Epidemiology Bureau
Public Health Surveillance Division

TABLE 1. SUMMARY OF CASES

VPD	2017		2016		% Change Reported	% Change Confirmed
	Reported	Confirmed	Reported	Confirmed		
Pertussis	142	32	176	20	↓ -19.32	↑ 60.00

PERTUSSIS CASES

A total of **142** pertussis cases were reported nationwide from January 1 to July 8, 2017. This is **19.32% lower** than last year (176 cases). Among the reported cases of pertussis, **32 (22.54%) cases were confirmed** and **110 (77.46%) were suspected cases**. Figure 1 presents the trend of pertussis cases by case classification and morbidity week.

Most of the reported cases were from the following regions: **Region IV-A** with 40 cases (28.17%), **NCR** with 33 cases (23.24%), **Region XI** with 21 cases (14.79%) as presented in Figure 2.

FIGURE 1. REPORTED PERTUSSIS CASES BY CASE CLASSIFICATION AND MORBIDITY WEEK, PHILIPPINES, JANUARY 1 – JULY 8, 2017 (N=142)

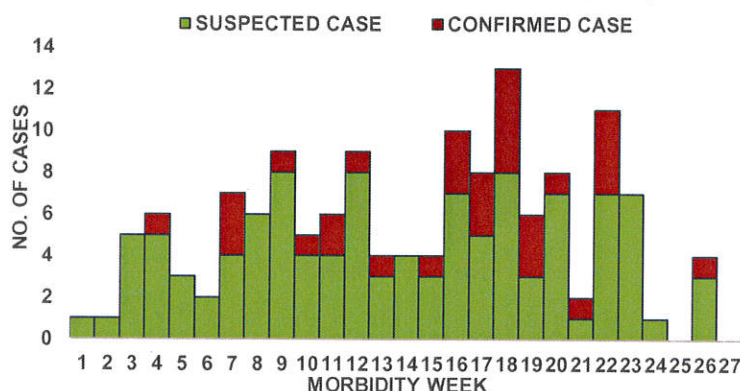


FIGURE 3. REPORTED PERTUSSIS CASES BY SEX, PHILIPPINES, JANUARY 1 – JULY 8, 2017 (N=142)

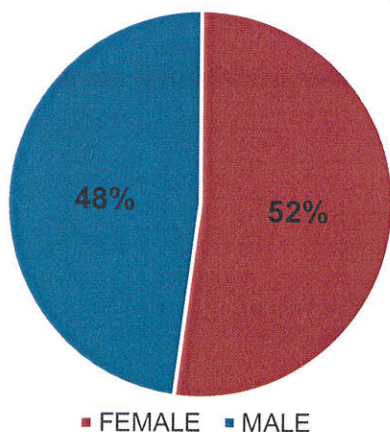


FIGURE 2. REPORTED PERTUSSIS CASES BY CASE CLASSIFICATION AND REGION, PHILIPPINES, JANUARY 1 – JULY 8, 2017 (N=142)

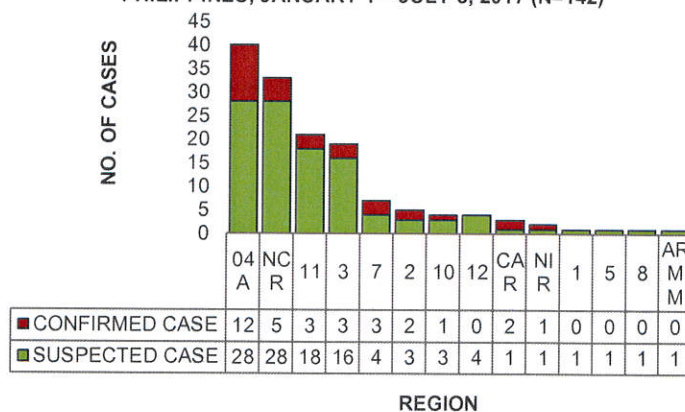


FIGURE 4. VACCINATION STATUS OF REPORTED PERTUSSIS CASES BY AGE GROUP, PHILIPPINES, JANUARY 1 – JULY 8, 2017 (N=142)

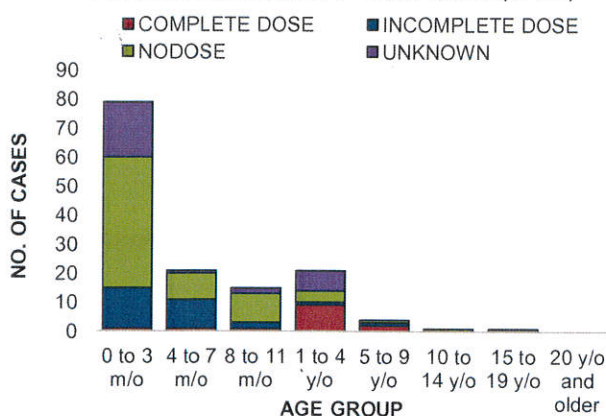


TABLE 2. DEATHS AMONG REPORTED PERTUSSIS CASES BY REGION AND CASE CLASSIFICATION, PHILIPPINES, JANUARY 1 – JULY 8, 2017 (n=8)

REGION	DEATHS			
	CONFIRMED	SUSPECTED	Total Deaths	CFR %
3	0	2	2	10.53
4A	1	3	4	10.00
NCR	1	1	2	6.06
PHILIPPINES	2	6	8	5.63



January 1 – July 8, 2017

Epidemiology Bureau
Public Health Surveillance Division

Seventy four (52%) out of the 142 reported pertussis were female (Figure 3). Majority of the reported pertussis cases belonged to 0 to 3 months old age group (79, 55.63%). Half (71, 50%) of the cases did not receive any DPT dose. Twenty nine (20.42%) cases have unknown immunization status and 28 (19.72%) cases have incomplete dose of DPT as shown in Figure 4. In Table 2, there were 8 deaths (CFR=5.63%). Of these, 2 were laboratory confirmed pertussis case and 6 were suspected pertussis cases.

FIGURE 5. CONFIRMED PERTUSSIS CASES BY SEX, PHILIPPINES, JANUARY 1 – JULY 8, 2017 (n=32)

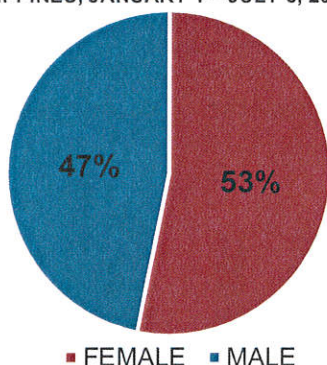
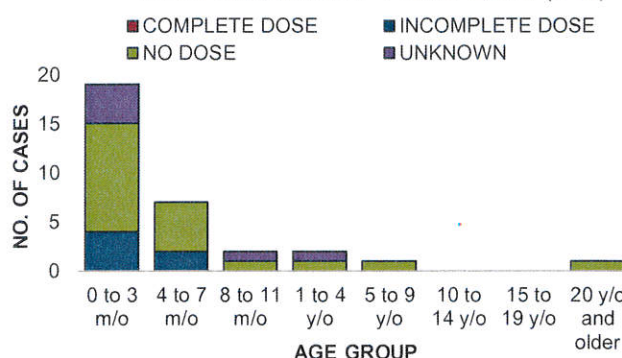


FIGURE 6. VACCINATION STATUS OF CONFIRMED PERTUSSIS CASES BY AGE GROUP, PHILIPPINES, JANUARY 1 – JULY 8, 2017 (n=32)



Seventeen (53%) out of the 32 confirmed pertussis cases were female (Figure 5). Majority of the confirmed pertussis cases belonged to 0 to 3 months old age group (19, 59.38%). Twenty (62.50%) cases did not receive any dose of DPT while 6 (18.75%) cases have unknown immunization status same with cases who received incomplete DPT dose as shown in Figure 6.

PERTUSSIS CLUSTERS

No new pertussis clusters identified.

Editorial Board

Irma L. Asuncion
IRMA L. ASUNCION, MD, MHA, CESO IV
Director IV, Epidemiology Bureau

Genesis May J. Samonte
GENESIS MAY J. SAMONTE, MD, MSc, PHSAE
OIC-Division Chief, PHSD

Mariel A. Dejesa
MARIEL A. DEJESA, MD, MPM
Medical Officer IV, PHSD

June Cantata B. Corpuz
JUNE CANTATA B. CORPUZ, RN
Nurse III, PIDSR National Coordinator

Jeza Jonah D. Crucena
JEZZA JONAH D. CRUCENA, RN
Nurse III, VPDS National Coordinator

Allan P. Ignacio
ALLAN P. IGNACIO
Statistician II, PHSD



January 1 – July 8, 2017

Epidemiology Bureau
 Public Health Surveillance Division

ANNEX A. REPORTED PERTUSSIS CASES BY BARANGAY

REPORTED PERTUSSIS CASES PHILIPPINES, JANUARY 1 - JULY 8, 2017 (N=142)					
REGION	PROVINCE	MUNCITY	BARANGAY	NO. OF CASES as of MW 1-26	NO. OF NEW CASES (MW27)
01	PANGASINAN	DAGUPAN CITY	PUGARO SUIT	1	0
02	CAGAYAN	BAGGAO	AGAMAN NORTE	3	0
		TUGUEGARAO CITY	PENGUE (PENGUE-RUYU)	1	0
			UNSPECIFIED	1	0
03	BATAAN	BALANGA CITY	SAN JOSE	1	0
		HERMOSA	ALMACEN	1	0
	BULACAN	SAN JOSE DEL MONTE CITY	SAPANG PALAY	1	0
	NUEVA ECIJA	SAN JOSE CITY	SIBUT	1	0
	PAMPANGA	APALIT	SAMPALOC	1	0
		ARAYAT	SAN AGUSTIN NORTE	1	0
		CANDABA	DALAYAP	1	0
		GUAGUA	SAN RAFAEL (DUCK ISLAND)	1	0
		MABALACAT	DAPDAP	1	0
			MABIGA	1	0
			SANTA MARIA	1	0
		MEXICO	PARIAN (POB.)	1	0
		SAN FERNANDO CITY	DEL PILAR	1	0
			QUEBIAUAN	1	0
			SANTO NIÑO	1	0
	TARLAC	BAMBAN	LOURDES	1	0
	ZAMBALES	SAN ANTONIO	SAN NICOLAS (POB.)	2	0
			BURGOS (POB.)	1	0
04A	BATANGAS	IBAAN	TULAY	1	0
		LIPA CITY	PUSIL	1	0
	CAVITE	BACOR	MOLINO IV	1	0
			ZAPOTE V	0	1
		DASMARIÑAS	LANGKAAN I	1	0
		GEN. MARIANO ALVAREZ	BARANGAY 2 POBLACION	1	0
			GAVINO MADERAN	1	0
		MAGALLANES	BENDITA I	1	0
			URDANETA	1	0
		MENDEZ	ASIS I	1	0
			ASIS III	1	0
		SILANG	BILUSO	1	0
		TANZA	PARADAHAN I	1	0
		TRECE MARTIRES CITY	CABUCO	1	0
	LAGUNA	CABUYAO	MAMATID	1	0
		PANGIL	SULIB	0	1
		SAN PEDRO	MAGSAYSAY	1	0
		SANTA ROSA	APLAYA	1	0



January 1 – July 8, 2017

Epidemiology Bureau
 Public Health Surveillance Division

ANNEX A. REPORTED PERTUSSIS CASES BY BARANGAY, continuation

REPORTED PERTUSSIS CASES PHILIPPINES, JANUARY 1 - JULY 8, 2017 (N=142)					
REGION	PROVINCE	MUNCITY	BARANGAY	NO. OF CASES as of MW 1-26	NO. OF NEW CASES (MW27)
04A	QUEZON	LUCBAN	UNSPECIFIED	1	0
		LUCENA CITY	BARANGAY 8 (POB.)	1	0
			IBABANG DUPAY	1	0
			IBABANG IYAM	1	1
			ILAYANG IYAM	1	0
			MAYAO KANLURAN	1	0
		MULANAY	BARANGAY 4 (POB.)	1	0
		PAGBILAO	BARANGAY 1 CASTILLO (POB.)	1	0
			IKIRIN	1	0
		SAN NARCISO	WHITE CLIFF	1	0
		SARIAYA	MAMALA II	1	0
		TIAONG	LALIG	1	0
	RIZAL	ANTIPOLO CITY	SAN JOSE (POB.)	1	0
			SAN ROQUE (POB.)	1	0
		CAINTA	SAN ISIDRO	1	0
			SANTA ROSA	1	0
		RODRIGUEZ	SAN ISIDRO	2	0
		SAN MATEO	SANTA ANA	1	0
			SILANGAN	2	0
05	MASBATE	MILAGROS	MOISES R. ESPINOSA	1	0
07	CEBU	CEBU CITY	MAMBALING	1	0
		DUMANJUG	PAWA	1	0
		MANDAUE CITY	CANDUMAN	0	1
			MAGUIKAY	1	0
		SAN FRANCISCO	CONSUELO	1	0
		TABUELAN	TABUNOK	1	0
08	LEYTE	TALISAY CITY	SAN ROQUE	1	0
10	TACLOBAN CITY	BARANGAY 74		1	0
	BUKIDNON	KALILANGAN	MALINAO	1	0
		LIBONA	SAN JOSE	1	0
		MALAYBALAY CITY	SILAE	0	1
	LANAO DEL NORTE	ILIGAN CITY	TUBOD	1	0
11	DAVAO DEL NORTE	CARMEN	SANTO NIÑO	1	0
	DAVAO DEL NORTE	TALAINGOD	DAGOHOY	1	0
	DAVAO DEL SUR	DAVAO CITY	BARANGAY 2-A (POB.)	1	0
			BARANGAY 20-B (POB.)	1	0
			BARANGAY 23-C (POB.)	1	0
			BUCANA	1	0
			BUHANGIN (POB.)	1	0



January 1 – July 8, 2017

Epidemiology Bureau
 Public Health Surveillance Division

ANNEX A. REPORTED PERTUSSIS CASES BY BARANGAY, *continuation*

REPORTED PERTUSSIS CASES PHILIPPINES, JANUARY 1 - JULY 8, 2017 (N=142)					
REGION	PROVINCE	MUNCITY	BARANGAY	NO. OF CASES as of MW 1-26	NO. OF NEW CASES (MW27)
11	DAVAO DEL SUR	DAVAO CITY	COMMUNAL	1	0
			DACUDAO	1	0
			SASA	5	0
			TORIL (POB.)	1	0
		PADADA	ALMENDRAS (POB.)	1	0
		SANTA CRUZ	ZONE III (POB.)	1	0
	DAVAO ORIENTAL	GOVERNOR GENEROSO	DON AURELIO CHICOTE	1	0
			PUNDAGUITAN	1	0
			TIBANBAN	1	0
		LUPON	DON MARIANO MARCOS	1	0
12	NORTH COTABATO	M'LANG	BAGONTAPAY	1	0
	SOUTH COTABATO	NORALA	POBLACION	1	0
		TANTANGAN	POBLACION	1	0
	SULTAN KUDARAT	COLUMBIO	POBLACION	1	0
ARMM	LANAO DEL SUR	BAYANG	CADINGILAN OCCIDENTAL	1	0
CAR	BENGUET	LA TRINIDAD	LUBAS	1	0
			TAWANG	1	1
NCR	METRO MANILA	CALOOCAN CITY	BAGONG BARRIO	1	0
			BARANGAY 65	1	0
			BARANGAY 96	1	0
			BARANGAY 161	1	0
			BARANGAY 164	1	0
			BARANGAY 178	1	0
		LAS PIÑAS CITY	PULANG LUPA UNO	0	1
		MAKATI CITY	COMEMBO	1	0
		MANDALUYONG CITY	ADDITION HILLS	1	0
		MANILA	BARANGAY 579	0	1
			BARANGAY 669	1	0
			BARANGAY 773	1	0
		NAVOTAS	NORTH BAY BLVD., SOUTH	1	0
			SAN ROQUE	1	0
		PARAÑAQUE CITY	SAN DIONISIO	1	0
		PASIG CITY	BAGONG ILOG	1	0
		QUEZON CITY	ALICIA	1	0
			BAESA	1	0
			BAGONG PAG-ASA	1	0
			BAHAY TORO	1	0
			BATASAN HILLS	1	0



January 1 – July 8, 2017

Epidemiology Bureau
 Public Health Surveillance Division

ANNEX A. REPORTED PERTUSSIS CASES BY BARANGAY, *continuation*

REPORTED PERTUSSIS CASES PHILIPPINES, JANUARY 1 - JULY 8, 2017 (N=142)					
REGION	PROVINCE	MUNCITY	BARANGAY	NO. OF CASES as of MW 1-26	NO. OF NEW CASES (MW27)
NCR	METRO MANILA	QUEZON CITY	MARILAG	1	0
			NORTH FAIRVIEW	1	0
			OBRERO	1	0
			OLD BALARA	1	0
			PASONG TAMO	1	0
			PAYATAS	2	0
			PAYATAS B	1	0
			SAN ROQUE	1	0
			SAUYO	1	0
			TANDANG SORA	1	0
NIR	NEGROS OCCIDENTAL	BACOLOD CITY	TATALON	1	0
			GRANADA	1	0
VILLAMONTE				1	0
PHILIPPINES				134	8