



January 1 – June 17, 2017

Epidemiology Bureau
Public Health Surveillance Division

TABLE 1. SUMMARY OF CASES

| VPD | 2017 | | 2016 | | % Change | |
|-----------|----------|-----------|----------|-----------|----------|-----------|
| | Reported | Confirmed | Reported | Confirmed | Reported | Confirmed |
| Pertussis | 129 | 26 | 161 | 19 | ↓ -19.88 | ↑ 36.84 |

PERTUSSIS CASES

A total of **129** pertussis cases were reported nationwide from January 1 to June 17, 2017. This is **19.88% lower** than last year (161 cases). Among the reported cases of pertussis, **26 (20.16%) cases were confirmed** and **103 (79.84%) were suspected cases**. Figure 1 presents the trend of pertussis cases by case classification and morbidity week.

Most of the reported cases were from the following regions: **Region IV-A** with 34 cases (26.36%), **NCR** with 31 cases (24.03%), **Region XI** with 20 cases (15.50%) as presented in Figure 2.

FIGURE 1. REPORTED PERTUSSIS CASES BY CASE CLASSIFICATION AND MORBIDITY WEEK, PHILIPPINES, JANUARY 1 – JUNE 17, 2017 (N=129)

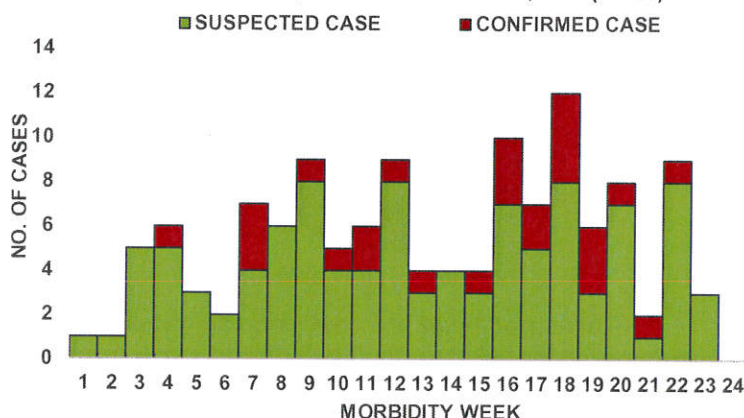


FIGURE 2. REPORTED PERTUSSIS CASES BY CASE CLASSIFICATION AND REGION, PHILIPPINES, JANUARY 1 – JUNE 17, 2017 (N=129)

FIGURE 3. REPORTED PERTUSSIS CASES BY SEX, PHILIPPINES, JANUARY 1 – JUNE 17, 2017 (N=129)

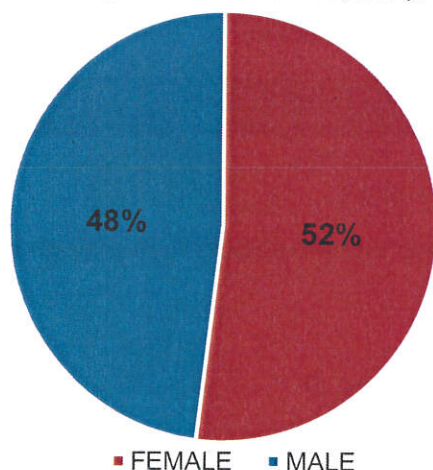
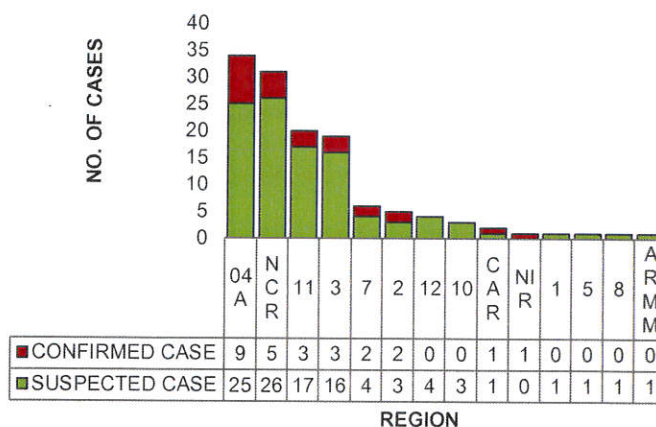
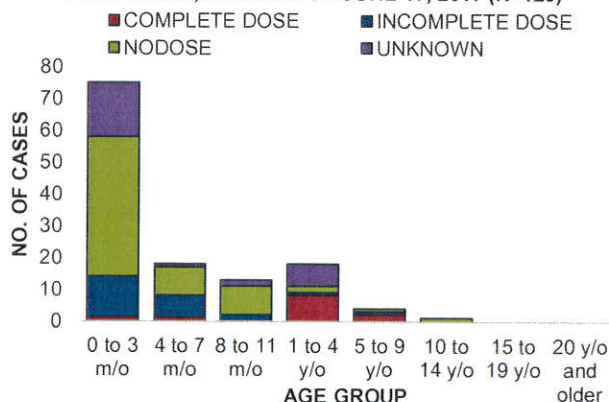


FIGURE 4. VACCINATION STATUS OF REPORTED PERTUSSIS CASES BY AGE GROUP, PHILIPPINES, JANUARY 1 – JUNE 17, 2017 (N=129)



see Annex A for case distribution by barangay

TABLE 2. DEATHS AMONG REPORTED PERTUSSIS CASES BY REGION AND CASE CLASSIFICATION, PHILIPPINES, JANUARY 1 – JUNE 17, 2017 (n=8)

| REGION | DEATHS | | | |
|-------------|-----------|-----------|--------------|-------|
| | CONFIRMED | SUSPECTED | Total Deaths | CFR% |
| 3 | 0 | 2 | 2 | 10.53 |
| 4A | 1 | 3 | 4 | 11.76 |
| NCR | 1 | 1 | 2 | 6.45 |
| PHILIPPINES | 2 | 6 | 8 | 6.20 |



January 1 – June 17, 2017

Epidemiology Bureau
Public Health Surveillance Division

Sixty seven (52%) out of the 129 reported pertussis were female (Figure 3). Majority of the reported pertussis cases belonged to 0 to 3 months old age group (75, 58.14%). More than half (66, 51.16%) of the cases did not receive any DPT dose. Twenty seven (20.93%) cases have unknown immunization status and 24 (18.60%) cases have incomplete dose of DPT as shown in Figure 4. In Table 2, there were 8 deaths (CFR=6.20%). Of these, 2 were laboratory confirmed pertussis case and 6 were suspected pertussis cases.

FIGURE 5. CONFIRMED PERTUSSIS CASES BY SEX, PHILIPPINES, JANUARY 1 – JUNE 17, 2017 (n=26)

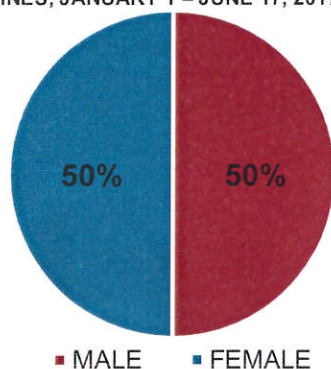
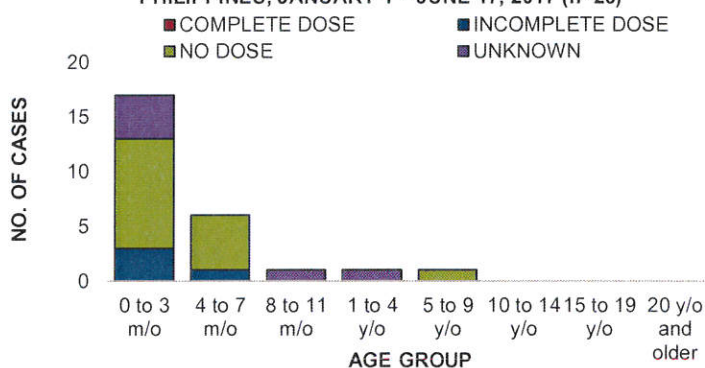


FIGURE 6. VACCINATION STATUS OF CONFIRMED PERTUSSIS CASES BY AGE GROUP, PHILIPPINES, JANUARY 1 – JUNE 17, 2017 (n=26)



There is an equal sex distribution among confirmed pertussis cases (Figure 5). Majority of the confirmed pertussis cases belonged to 0 to 3 months old age group (17, 65.38%). Sixteen (61.54%) cases did not receive any dose of DPT while 6 (23.08%) cases have unknown immunization status and 4 (15.38%) cases received incomplete DPT dose as shown in Figure 6.

PERTUSSIS CLUSTERS

Two new pertussis clusters were identified for morbidity week 24 as follows:

| MW | Region | Province | Muncity | Barangay | No. of Confirmed Cases | No. of Suspect Cases |
|-------|--------|--------------|-------------|--------------------|------------------------|----------------------|
| 16-18 | 03 | TARLAC | BAMBAN | SAN NICOLAS (POB.) | 0 | 2 |
| 20-21 | NCR | METRO MANILA | QUEZON CITY | PAYATAS | 1 | 1 |

Editorial Board

Irma L. Asuncion
IRMA L. ASUNCION, MD, MHA, CESO IV
Director IV, Epidemiology Bureau

Genesis May J. Samonte
GENESIS MAY J. SAMONTE, MD, MSc, PHSAE
OIC-Division Chief, PHSD

Mariel A. Dejesa
MARIEL A. DEJESA, MD, MPM
Medical Officer IV, PHSD

June Cantata B. Corpuz
JUNE CANTATA B. CORPUZ, RN
Nurse III, PIDSR National Coordinator

Jeza Jonah D. Crucena
JEZZA JONAH D. CRUCENA, RN
Nurse III, VPDS National Coordinator

Allan P. Ignacio
ALLAN P. IGNACIO
Statistician II, PHSD



January 1 – June 17, 2017

Epidemiology Bureau
Public Health Surveillance Division

ANNEX A. REPORTED PERTUSSIS CASES BY BARANGAY

| REPORTED PERTUSSIS CASES PHILIPPINES, JANUARY 1 - JUNE 17, 2017 (N=129) | | | | | |
|--|-------------|-------------------------|----------------------------|----------------------------|-------------------------|
| REGION | PROVINCE | MUNCITY | BARANGAY | NO. OF CASES as of MW 1-23 | NO. OF NEW CASES (MW24) |
| 01 | PANGASINAN | DAGUPAN CITY | PUGARO SUIT | 1 | 0 |
| 02 | CAGAYAN | BAGGAO | AGAMAN NORTE | 3 | 0 |
| | | TUGUEGARAO CITY | PENGUE (PENGUE-RUYU) | 1 | 0 |
| | | | UNSPECIFIED | 1 | 0 |
| 03 | BATAAN | BALANGA CITY | SAN JOSE | 0 | 1 |
| | | HERMOSA | ALMACEN | 0 | 1 |
| | BULACAN | SAN JOSE DEL MONTE CITY | SAPANG PALAY | 0 | 1 |
| | NUEVA ECIJA | SAN JOSE CITY | SIBUT | 1 | 0 |
| | PAMPANGA | APALIT | SAMPALOC | 0 | 1 |
| | | ARAYAT | SAN AGUSTIN NORTE | 0 | 1 |
| | | CANDABA | DALAYAP | 1 | 0 |
| | | GUAGUA | SAN RAFAEL (DUCK ISLAND) | 1 | 0 |
| | | MABALACAT | DAPDAP | 0 | 1 |
| | | | MABIGA | 1 | 0 |
| | | | SANTA MARIA | 0 | 1 |
| | | MEXICO | PARIAN (POB.) | 0 | 1 |
| | | SAN FERNANDO CITY | DEL PILAR | 0 | 1 |
| | | | QUEBIAUAN | 0 | 1 |
| | | | SANTO NIÑO | 0 | 1 |
| | TARLAC | BAMBAN | LOURDES | 0 | 1 |
| | ZAMBALES | SAN ANTONIO | SAN NICOLAS (POB.) | 1 | 1 |
| | | | BURGOS (POB.) | 1 | 0 |
| 04A | BATANGAS | IBAAN | TULAY | 1 | 0 |
| | | LIPA CITY | PUSIL | 1 | 0 |
| | CAVITE | BACOR | MOLINO IV | 1 | 0 |
| | | DASMARIÑAS | LANGKAAN I | 1 | 0 |
| | | GEN. MARIANO ALVAREZ | BARANGAY 2 POBLACION | 1 | 0 |
| | | | GAVINO MADERAN | 1 | 0 |
| | | MAGALLANES | BENDITA I | 1 | 0 |
| | | | URDANETA | 1 | 0 |
| | | MENDEZ | ASIS I | 1 | 0 |
| | | | ASIS III | 1 | 0 |
| | | SILANG | BILUSO | 1 | 0 |
| | | TANZA | PARADAHAN I | 1 | 0 |
| | | TRECE MARTIRES CITY | CABUCO | 1 | 0 |
| | LAGUNA | CABUYAO | MAMATID | 1 | 0 |
| | | SAN PEDRO | MAGSAYSAY | 1 | 0 |
| | | SANTA ROSA | APLAYA | 1 | 0 |
| | | LUCBAN | UNSPECIFIED | 0 | 1 |
| | QUEZON | LUCENA CITY | BARANGAY 8 (POB.) | 1 | 0 |
| | | | IBABANG DUPAY | 1 | 0 |
| | | | ILAYANG IYAM | 1 | 0 |
| | | | MAYAO KANLURAN | 1 | 0 |
| | | MULANAY | BARANGAY 4 (POB.) | 1 | 0 |
| | | PAGBILAO | BARANGAY 1 CASTILLO (POB.) | 1 | 0 |
| | | | IKIRIN | 1 | 0 |
| | | SAN NARCISO | WHITE CLIFF | 1 | 0 |
| | | SARIAYA | MAMALA II | 1 | 0 |
| | | TIAONG | LALIG | 1 | 0 |



January 1 – June 17, 2017

Epidemiology Bureau
Public Health Surveillance Division

ANNEX A. REPORTED PERTUSSIS CASES BY BARANGAY, continuation

| REPORTED PERTUSSIS CASES PHILIPPINES, JANUARY 1 - JUNE 17, 2017 (N=129) | | | | | |
|--|-----------------|-------------------|---------------------------|-------------------------------|----------------------------|
| REGION | PROVINCE | MUNCITY | BARANGAY | NO. OF CASES as of MW 1-23 | NO. OF NEW CASES (MW24) |
| 04A | RIZAL | ANTIPOLO CITY | SAN JOSE (POB.) | 1 | 0 |
| | | | SAN ROQUE (POB.) | 1 | 0 |
| | | CAINTA | SAN ISIDRO | 1 | 0 |
| | | | SANTA ROSA | 1 | 0 |
| | | RODRIGUEZ | SAN ISIDRO | 0 | 1 |
| | | SAN MATEO | SANTA ANA | 0 | 1 |
| | | | SILANGAN | 1 | 0 |
| 05 | MASBATE | MILAGROS | MOISES R. ESPINOSA | 1 | 0 |
| 07 | CEBU | CEBU CITY | MAMBALING | 1 | 0 |
| | | DUMANJUG | PAWA | 1 | 0 |
| | | MANDAUE CITY | MAGUIKAY | 1 | 0 |
| | | SAN FRANCISCO | CONSUELO | 1 | 0 |
| | | TABUELAN | TABUNOK | 0 | 1 |
| | | TALISAY CITY | SAN ROQUE | 1 | 0 |
| 08 | LEYTE | TACLOBAN CITY | BARANGAY 74 | 1 | 0 |
| 10 | BUKIDNON | KALILANGAN | MALINAO | 1 | 0 |
| | LANAO DEL NORTE | LIBONA | SAN JOSE | 1 | 0 |
| | | ILIGAN CITY | TUBOD | 1 | 0 |
| 11 | DAVAO DEL NORTE | CARMEN | SANTO NIÑO | 1 | 0 |
| | | TALAINGOD | DAGOHOY | 1 | 0 |
| | DAVAO DEL SUR | DAVAO CITY | BARANGAY 2-A (POB.) | 1 | 0 |
| | | | BARANGAY 20-B (POB.) | 1 | 0 |
| | | | BARANGAY 23-C (POB.) | 1 | 0 |
| | | | BUCANA | 1 | 0 |
| | | | BUHANGIN (POB.) | 1 | 0 |
| | | | COMMUNAL | 1 | 0 |
| | | | DACUDAO | 1 | 0 |
| | | | SASA | 5 | 0 |
| | | PADADA | ALMENDRAS (POB.) | 1 | 0 |
| | | SANTA CRUZ | ZONE III (POB.) | 1 | 0 |
| | DAVAO ORIENTAL | GOVERNOR GENEROSO | DON AURELIO CHICOTE | 1 | 0 |
| | | | PUNDAGUITAN | 1 | 0 |
| | | | TIBANBAN | 1 | 0 |
| | | LUPON | DON MARIANO MARCOS | 1 | 0 |
| 12 | NORTH COTABATO | M'LANG | BAGONTAPAY | 1 | 0 |
| | SOUTH COTABATO | NORALA | POBLACION | 1 | 0 |
| | | TANTANGAN | POBLACION | 1 | 0 |
| | SULTAN KUDARAT | COLUMBIO | POBLACION | 1 | 0 |
| ARMM | LANAO DEL SUR | BAYANG | CADINGILAN OCCIDENTAL | 1 | 0 |
| CAR | BENGUET | LA TRINIDAD | LUBAS | 1 | 0 |
| | | | TAWANG | 1 | 0 |
| NCR | METRO MANILA | CALOOCAN CITY | BAGONG BARRIO | 0 | 1 |
| | | | BARANGAY 65 | 1 | 0 |
| | | | BARANGAY 96 | 1 | 0 |
| | | | BARANGAY 161 | 1 | 0 |
| | | | BARANGAY 164 | 1 | 0 |
| | | | BARANGAY 178 | 1 | 0 |
| | | MAKATI CITY | COMEMBO | 1 | 0 |
| | | MANDALUYONG CITY | ADDITION HILLS | 1 | 0 |
| | | MANILA | BARANGAY 669 | 1 | 0 |
| | | | BARANGAY 773 | 1 | 0 |
| | | NAVOTAS | NORTH BAY BLVD., SOUTH | 1 | 0 |
| | | | SAN ROQUE | 1 | 0 |



January 1 – June 17, 2017

Epidemiology Bureau
 Public Health Surveillance Division

ANNEX A. REPORTED PERTUSSIS CASES BY BARANGAY, *continuation*

| REPORTED PERTUSSIS CASES PHILIPPINES, JANUARY 1 - JUNE 17, 2017 (N=129) | | | | | |
|--|-------------------|----------------|----------------|-------------------------------|----------------------------|
| REGION | PROVINCE | MUNCITY | BARANGAY | NO. OF CASES as of MW 1-23 | NO. OF NEW CASES (MW24) |
| NCR | METRO MANILA | PARAÑAQUE CITY | SAN DIONISIO | 1 | 0 |
| | | PASIG CITY | BAGONG ILOG | 1 | 0 |
| | | QUEZON CITY | ALICIA | 0 | 1 |
| | | | BAESA | 1 | 0 |
| | | | BAGONG PAG-ASA | 1 | 0 |
| | | | BAHAY TORO | 0 | 1 |
| | | | BATASAN HILLS | 1 | 0 |
| | | | MARILAG | 1 | 0 |
| | | | NORTH FAIRVIEW | 1 | 0 |
| | | | OBRERO | 1 | 0 |
| | | | OLD BALARA | 1 | 0 |
| | | | PASONG TAMO | 1 | 0 |
| | | | PAYATAS | 1 | 1 |
| | | | PAYATAS B | 1 | 0 |
| | | | SAN ROQUE | 1 | 0 |
| | | | SAUYO | 1 | 0 |
| | | | TANDANG SORA | 1 | 0 |
| | | | TATALON | 1 | 0 |
| NIR | NEGROS OCCIDENTAL | BACOLOD CITY | VILLAMONTE | 1 | 0 |
| PHILIPPINES | | | | 108 | 21 |