



January 1 – June 10, 2017

Epidemiology Bureau
Public Health Surveillance Division

TABLE 1. SUMMARY OF CASES

VPD	2017		2016		% Change	
	Reported	Confirmed	Reported	Confirmed	Reported	Confirmed
Pertussis	108	22	157	19	↓ -31.21	→ 15.79

PERTUSSIS CASES

A total of **108** pertussis cases were reported nationwide from January 1 to June 10, 2017. This is **31.21% lower** than last year (157 cases). Among the reported cases of pertussis, **22 (20.37%) cases were confirmed** and **86 (79.63%) were suspected cases**. Figure 1 presents the trend of pertussis cases by case classification and morbidity week.

Most of the reported cases were from the following regions: **Region IV-A** with 31 cases (28.70%), **NCR** with 27 cases (25%), **Region XI** with 20 cases (18.52%) as presented in Figure 2.

FIGURE 1. REPORTED PERTUSSIS CASES BY CASE CLASSIFICATION AND MORBIDITY WEEK, PHILIPPINES, JANUARY 1 – JUNE 10, 2017 (N=108)

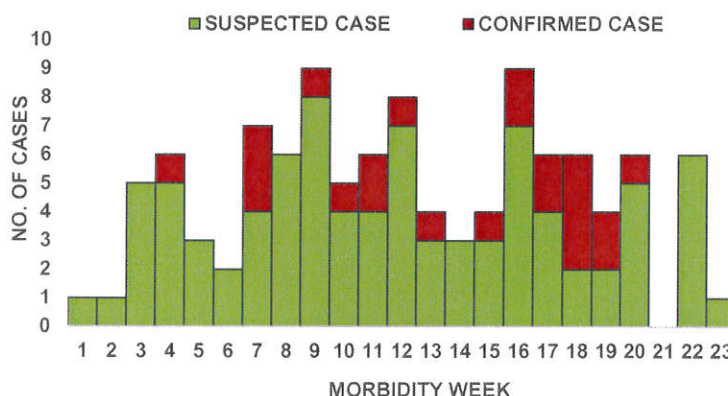
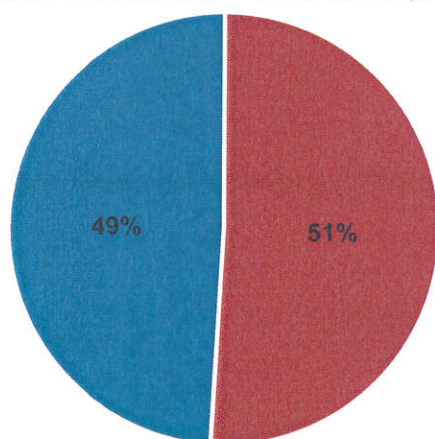


FIGURE 3. REPORTED PERTUSSIS CASES BY SEX, PHILIPPINES, JANUARY 1 – JUNE 10, 2017 (N=108)



■ MALE ■ FEMALE

FIGURE 4. VACCINATION STATUS OF REPORTED PERTUSSIS CASES BY AGE GROUP, PHILIPPINES, JANUARY 1 – JUNE 10, 2017 (N=108)

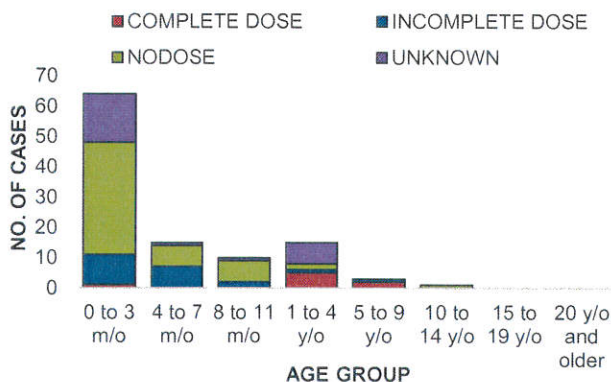
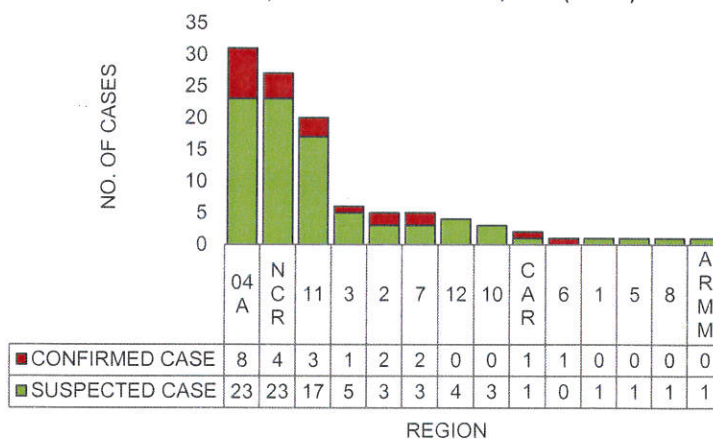


FIGURE 2. REPORTED PERTUSSIS CASES BY CASE CLASSIFICATION AND REGION, PHILIPPINES, JANUARY 1 – JUNE 10, 2017 (N=108)



REGION

see Annex A for case distribution by barangay

TABLE 2. DEATHS AMONG REPORTED PERTUSSIS CASES BY REGION AND CASE CLASSIFICATION, PHILIPPINES, JANUARY 1 – JUNE 10, 2017 (n=5)

REGION	DEATHS			
	CONFIRMED	SUSPECTED	Total Deaths	CFR%
3	0	1	1	16.67
4A	1	2	3	9.68
NCR	0	1	1	3.70
PHILIPPINES	1	4	5	4.63



January 1 – June 10, 2017

Epidemiology Bureau
Public Health Surveillance Division

Fifty five (51%) out of the 108 reported pertussis were male (Figure 3). Majority of the reported pertussis cases belonged to 0 to 3 months old age group (64, 59.26%). Half (54, 50%) of the cases did not receive any DPT dose. Twenty five (23.15%) cases have unknown immunization status and 21 (19.44%) cases have incomplete dose of DPT as shown in Figure 4. In Table 2, there were 5 deaths (CFR=4.63%). Of these, 1 was laboratory confirmed pertussis case and 4 were suspected pertussis cases.

FIGURE 5. CONFIRMED PERTUSSIS CASES BY SEX, PHILIPPINES, JANUARY 1 – JUNE 10, 2017 (n=22)

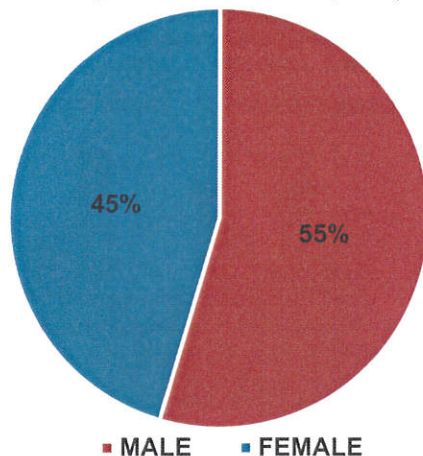
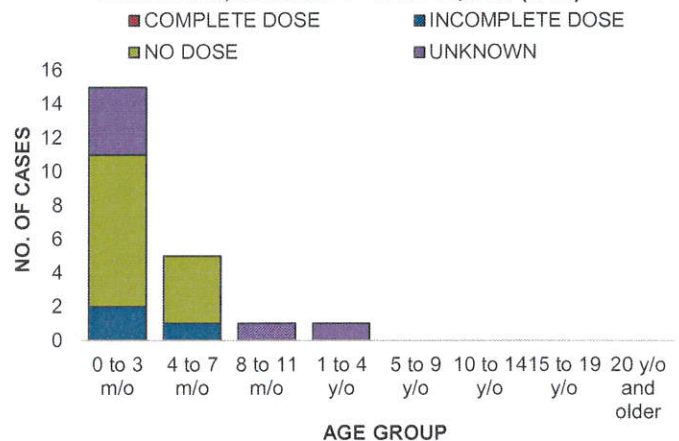


FIGURE 6. VACCINATION STATUS OF CONFIRMED PERTUSSIS CASES BY AGE GROUP, PHILIPPINES, JANUARY 1 – JUNE 10, 2017 (n=22)



Twelve (55%) out of the 22 confirmed pertussis were male (Figure 5). Majority of the confirmed pertussis cases belonged to 0 to 3 months old age group (15, 68.18%). Thirteen (59.09%) cases did not receive any dose of DPT while 6 (27.27%) cases have unknown immunization status and 3 (13.64%) cases received incomplete DPT dose as shown in Figure 6.

PERTUSSIS CLUSTERS

No pertussis clusters identified.

Editorial Board

IRMA L. ASUNCION, MD, MHA, CESO IV
Director IV, Epidemiology Bureau

GENESIS MAY J. SAMONTE, MD, MSc, PHSAE
OIC-Division Chief, PHSD

MARIEL A. DEJESA, MD, MPM
Medical Officer IV, PHSD

JUNE CANTATA B. CORPUZ, RN
Nurse III, PIDSR National Coordinator

JEZZA JONAH D. CRUCENA, RN
Nurse III, VPDS National Coordinator

ALLAN P. IGNACIO
Statistician II, PHSD



January 1 – June 10, 2017

Epidemiology Bureau
Public Health Surveillance Division

ANNEX A. REPORTED PERTUSSIS CASES BY BARANGAY

REPORTED PERTUSSIS CASES PHILIPPINES, JANUARY 1 - JUNE 10, 2017 (N=108)					
REGION	PROVINCE	MUNCITY	BARANGAY	NO. OF CASES as of MW 1-22	NO. OF NEW CASES (MW23)
01	PANGASINAN	DAGUPAN CITY	PUGARO SUIT	1	0
02	CAGAYAN	BAGGAO	AGAMAN NORTE	3	0
		TUGUEGARAO CITY	PENGUE (PENGUE-RUYU)	1	0
			UNSPECIFIED	1	0
03	NUEVA ECIJA	SAN JOSE CITY	SIBUT	1	0
		CANDABA	DALAYAP	1	0
	PAMPANGA	GUAGUA	SAN RAFAEL (DUCK ISLAND)	1	0
		MABALACAT	MABIGA	1	0
	TARLAC	BAMBAN	SAN NICOLAS (POB.)	1	0
	ZAMBALES	SAN ANTONIO	BURGOS (POB.)	1	0
	BATANGAS	IBAAN	TULAY	1	0
		LIPA CITY	PUSIL	1	0
		BACOR	MOLINO IV	1	0
		DASMARINAS	LANGKAAN I	1	0
04A		GEN. MARIANO ALVAREZ	BARANGAY 2 POBLACION	1	0
			GAVINO MADERAN	1	0
		MAGALLANES	BENDITA I	1	0
			URDANETA	1	0
		MENDEZ	ASIS I	1	0
			ASIS III	1	0
		SILANG	BILUSO	1	0
		TANZA	PARADAHAN I	1	0
		TRECE MARTIRES CITY	CABUCO	1	0
		CABUYAO	MAMATID	1	0
		SAN PEDRO	MAGSAYSAY	1	0
		SANTA ROSA	APLAYA	1	0
04A			BARANGAY 8 (POB.)	1	0
		LUCENA CITY	IBABANG DUPAY	1	0
			ILAYANG IYAM	1	0
			MAYAO KANLURAN	1	0
		MULANAY	BARANGAY 4 (POB.)	1	0
		PAGBILAO	BARANGAY 1 CASTILLO (POB.)	1	0
			IKIRIN	1	0
		SAN NARCISO	WHITE CLIFF	1	0
		SARIAYA	MAMALA II	1	0
		TIAONG	LALIG	1	0
		ANTIPOLO CITY	SAN JOSE (POB.)	1	0
			SAN ROQUE (POB.)	1	0
		CAINTA	SAN ISIDRO	1	0
			SANTA ROSA	1	0
		SAN MATEO	SILANGAN	1	0
05	MASBATE	MILAGROS	MOISES R. ESPINOSA	1	0
06	NEGROS OCCIDENTAL	BACOLOD CITY	VILLAMONTE	1	0
07	CEBU	CEBU CITY	MAMBALING	1	0
		DUMANJUG	PAWA	1	0
		MANDAUE CITY	MAGUIKAY	1	0
		SAN FRANCISCO	CONSUELO	1	0
		TALISAY CITY	SAN ROQUE	1	0
08	LEYTE	TACLOBAN CITY	BARANGAY 74	1	0
10	BUKIDNON	KALILANGAN	MALINAO	1	0
		LIBONA	SAN JOSE	1	0
	LANAO DEL NORTE	ILIGAN CITY	TUBOD	1	0
	DAVAO DEL NORTE	CARMEN	SANTO NIÑO	1	0
		TALAINGOD	DAGOHOY	1	0
11			BARANGAY 2-A (POB.)	1	0
			BARANGAY 20-B (POB.)	1	0
			BARANGAY 23-C (POB.)	1	0
			BUCANA	1	0
			BUHANGIN (POB.)	1	0
			COMMUNAL	1	0
			DACUDAO	1	0
			SASA	5	0
		PADADA	ALMENDRAS (POB.)	1	0
		SANTA CRUZ	ZONE III (POB.)	1	0



January 1 – June 10, 2017

Epidemiology Bureau
 Public Health Surveillance Division

ANNEX A. REPORTED PERTUSSIS CASES BY BARANGAY, continuation

REPORTED PERTUSSIS CASES PHILIPPINES, JANUARY 1 - JUNE 10, 2017 (N=108)					
REGION	PROVINCE	MUNCITY	BARANGAY	NO. OF CASES as of MW 1-22	NO. OF NEW CASES (MW23)
11	DAVAO ORIENTAL	GOVERNOR GENEROSO	DON AURELIO CHICOTE	0	1
			PUNDAGUITAN	1	0
			TIBANBAN	1	0
		LUPON	DON MARIANO MARCOS	1	0
12	NORTH COTABATO	M'LANG	BAGONTAPAY	1	0
	SOUTH COTABATO	NORALA	POBLACION	1	0
		TANTANGAN	POBLACION	1	0
	SULTAN KUDARAT	COLUMBIO	POBLACION	1	0
ARMM	LANAO DEL SUR	BAYANG	CADINGILAN OCCIDENTAL	1	0
CAR	BENGUET	LA TRINIDAD	LUBAS	1	0
			TAWANG	1	0
NCR	METRO MANILA	CALOOCAN CITY	BARANGAY 65	1	0
			BARANGAY 96	1	0
			BARANGAY 161	1	0
			BARANGAY 164	1	0
			BARANGAY 178	1	0
		MAKATI CITY	COMEMBO	1	0
		MANDALUYONG CITY	ADDITION HILLS	1	0
		MANILA	BARANGAY 669	1	0
			BARANGAY 773	1	0
		NAVOTAS	NORTH BAY BLVD., SOUTH	1	0
			SAN ROQUE	1	0
		PARAÑAQUE CITY	SAN DIONISIO	1	0
		PASIG CITY	BAGONG ILOG	1	0
		QUEZON CITY	BAESA	1	0
			BAGONG PAG-ASA	1	0
			BATASAN HILLS	1	0
			MARILAG	1	0
			NORTH FAIRVIEW	1	0
			OBRERO	1	0
			OLD BALARA	1	0
			PASONG TAMO	1	0
			PAYATAS	1	0
			PAYATAS B	1	0
			SAN ROQUE	1	0
			SAUYO	1	0
			TANDANG SORA	1	0
		TATALON	1	0	
		PHILIPPINES			