



January 1 – May 27, 2017

Epidemiology Bureau
Public Health Surveillance Division

TABLE 1. SUMMARY OF CASES

VPD	2017		2016		% Change Reported	% Change Confirmed
	Reported	Confirmed	Reported	Confirmed		
Pertussis	97	20	151	20	↓ -35.76	→ 0.00

PERTUSSIS CASES

A total of **97** pertussis cases were reported nationwide from January 1 to May 27, 2017. This is **35.76% lower** than last year (151 cases). Among the reported cases of pertussis, **20 (20.62%) cases were confirmed** and **77 (79.38%) were suspected cases**. Figure 1 presents the trend of pertussis cases by case classification and morbidity week.

Most of the reported cases were from the following regions: **Region IV-A** with 29 cases (29.90%), **NCR** with 23 cases (23.71%), **Region XI** with 17 cases (17.53%) as presented in Figure 2.

FIGURE 1. REPORTED PERTUSSIS CASES BY CASE CLASSIFICATION AND MORBIDITY WEEK, PHILIPPINES, JANUARY 1 – MAY 27, 2017 (N=97)

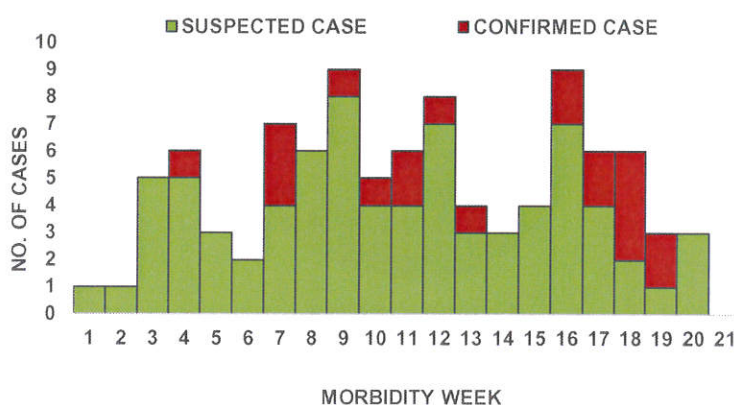


FIGURE 3. REPORTED PERTUSSIS CASES BY SEX, PHILIPPINES, JANUARY 1 – MAY 27, 2017 (N=97)

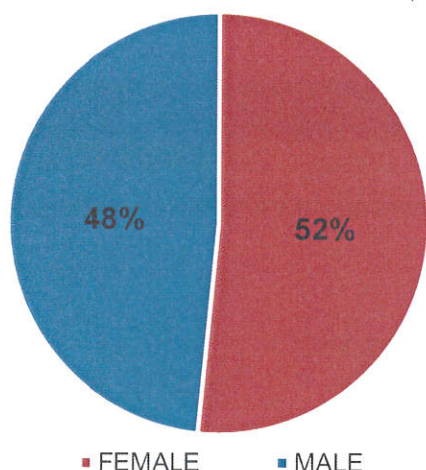


FIGURE 2. REPORTED PERTUSSIS CASES BY CASE CLASSIFICATION AND REGION, PHILIPPINES, JANUARY 1 – MAY 27, 2017 (N=97)

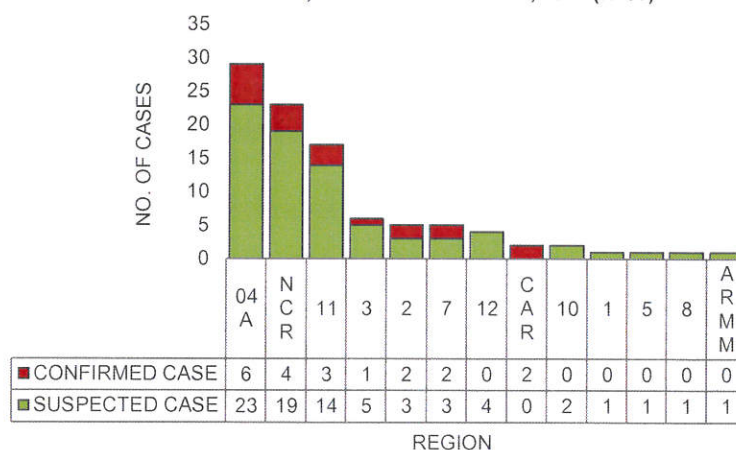
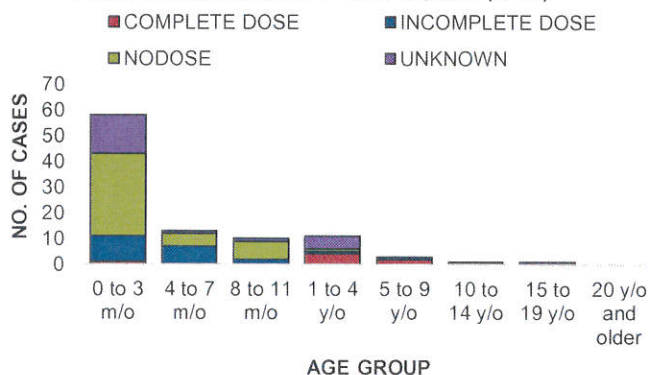


FIGURE 4. VACCINATION STATUS OF REPORTED PERTUSSIS CASES BY AGE GROUP, PHILIPPINES, JANUARY 1 – MAY 27, 2017 (N=97)



see Annex A for case distribution by barangay

TABLE 2. DEATHS AMONG REPORTED PERTUSSIS CASES BY REGION AND CASE CLASSIFICATION, PHILIPPINES, JANUARY 1 – MAY 27, 2017 (n=5)

REGION	DEATHS		
	CONFIRMED CASE	SUSPECTED CASE	Total
3	0	1	1
4A	1	2	3
NCR	0	1	1
PHILIPPINES	1	4	5



January 1 – May 27, 2017

Epidemiology Bureau
Public Health Surveillance Division

Fifty (52%) out of the 97 reported pertussis were female (Figure 3). Majority of the reported pertussis cases belonged to 0 to 3 months old age group (58, 59.79%). Almost half (46, 47.42%) of the cases did not receive any DPT dose. Twenty three (23.71%) cases have unknown immunization status and 21 (21.65%) cases have incomplete dose of DPT as shown in Figure 4. In Table 2, there was 1 death among laboratory confirmed pertussis cases and 4 deaths among suspected pertussis cases.

FIGURE 5. CONFIRMED PERTUSSIS CASES BY SEX, PHILIPPINES, JANUARY 1 – MAY 27, 2017 (n=20)

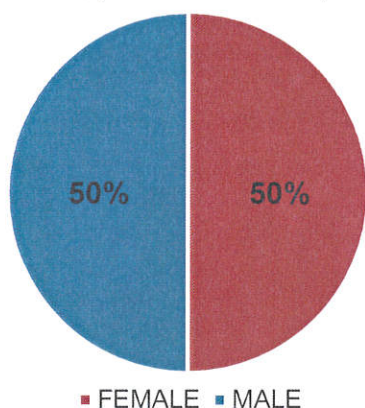
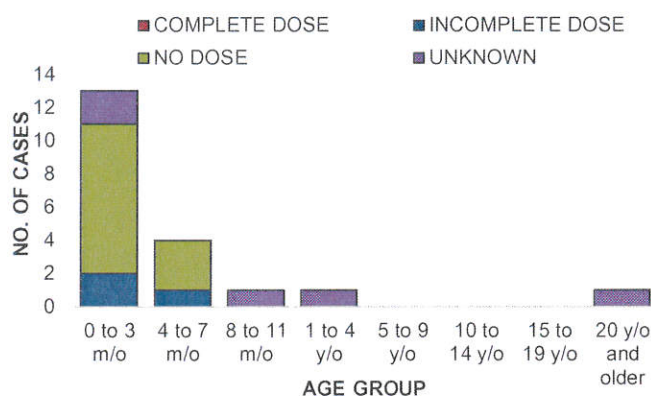


FIGURE 6. VACCINATION STATUS OF CONFIRMED PERTUSSIS CASES BY AGE GROUP, PHILIPPINES, JANUARY 1 – MAY 27, 2017 (n=20)



There is an equal sex distribution among confirmed pertussis cases (Figure 5). Majority of the confirmed pertussis cases belonged to 0 to 3 months old age group (13, 65.00%). Twelve (60.00%) cases did not receive any dose of DPT while 5 (25.00%) cases have unknown immunization status and 3 (15.00%) cases received incomplete DPT dose as shown in Figure 6.

PERTUSSIS CLUSTERS

One new pertussis cluster was identified for morbidity week 21 as follows:

MW	Region	Province	Muncity	Barangay	No. of Confirmed Cases	No. of Suspect Cases
17	02	CAGAYAN	BAGGAO	AGAMAN NORTE	0	2

Editorial Board

IRMA L. ASUNCION, MD, MHA, CESO IV
Director IV, Epidemiology Bureau

GENESIS MAY J. SAMONTE, MD, MSc, PHSAE
OIC-Division Chief, PHSD

MARIEL A. DEJESA, MD, MPM
Medical Officer IV, PHSD

JUNE CANTATA B. CORPUZ, RN
Nurse III, PIDSR National Coordinator

JEZZA JONAH D. CRUCENA, RN
Nurse III, VPDS National Coordinator

ALLAN P. IGNACIO
Statistician II, PHSD



January 1 – May 27, 2017

Epidemiology Bureau
 Public Health Surveillance Division

ANNEX A. REPORTED PERTUSSIS CASES BY BARANGAY

REPORTED PERTUSSIS CASES PHILIPPINES, JANUARY 1 - MAY 27, 2017 (N=97)					
REGION	PROVINCE	MUNCITY	BARANGAY	NO. OF CASES as of MW 1-20	NO. OF NEW CASES (MW21)
01	PANGASINAN	DAGUPAN CITY	PUGARO SUIT	1	0
02	CAGAYAN	BAGGAO	AGAMAN NORTE	3	0
		TUGUEGARAO CITY	PENGUE (PENGUE-RUYU)	1	0
			UNSPECIFIED	1	0
03	NUEVA ECIJA	SAN JOSE CITY	SIBUT	1	0
	PAMPANGA	CANDABA	DALAYAP	1	0
		GUAGUA	SAN RAFAEL (DUCK ISLAND)	1	0
		MABALACAT	MABIGA	1	0
	TARLAC	BAMBAN	SAN NICOLAS (POB.)	1	0
	ZAMBALES	SAN ANTONIO	BURGOS (POB.)	1	0
04A	BATANGAS	IBAAN	TULAY	1	0
		LIPA CITY	PUSIL	1	0
	CAVITE	BACOR	MOLINO IV	1	0
		DASMARIÑAS	LANGKAAN I	1	0
		GEN. MARIANO ALVAREZ	BARANGAY 2 POBLACION	1	0
			GAVINO MADERAN	1	0
		MAGALLANES	BENDITA I	1	0
			URDANETA	1	0
		MENDEZ	ASIS I	1	0
			ASIS III	1	0
		TANZA	PARADAHAN I	1	0
		TRECE MARTIRES CITY	CABUCO	1	0
	LAGUNA	CABUYAO	MAMATID	1	0
		SAN PEDRO	MAGSAYSAY	1	0
		SANTA ROSA	APLAYA	1	0



January 1 – May 27, 2017

Epidemiology Bureau
 Public Health Surveillance Division

ANNEX A. REPORTED PERTUSSIS CASES BY BARANGAY, *continuation*

REPORTED PERTUSSIS CASES PHILIPPINES, JANUARY 1 - MAY 27, 2017 (N=97)					
REGION	PROVINCE	MUNCITY	BARANGAY	NO. OF CASES as of MW 1-20	NO. OF NEW CASES (MW21)
04A	QUEZON	LUCENA CITY	BARANGAY 8 (POB.)	1	0
			ILAYANG IYAM	1	0
			MAYAO KANLURAN	1	0
		MULANAY	BARANGAY 4 (POB.)	1	0
		PAGBILAO	BARANGAY 1 CASTILLO (POB.)	1	0
			IKIRIN	1	0
		SAN NARCISO	WHITE CLIFF	1	0
		SARIAYA	MAMALA II	0	1
		TIAONG	LALIG	1	0
	RIZAL	ANTIPOLO CITY	SAN JOSE (POB.)	1	0
			SAN ROQUE (POB.)	1	0
		CAINTA	SAN ISIDRO	1	0
			SANTA ROSA	1	0
		SAN MATEO	SILANGAN	1	0
05	MASBATE	MILAGROS	MOISES R. ESPINOSA	1	0
07	CEBU	CEBU CITY	MAMBALING	1	0
		DUMANJUG	PAWA	1	0
		MANDAUE CITY	MAGUIKAY	1	0
		SAN FRANCISCO	CONSUELO	1	0
		TALISAY CITY	SAN ROQUE	1	0
08	LEYTE	TACLOBAN CITY	BARANGAY 74	1	0
10	BUKIDNON	LIBONA	SAN JOSE	1	0
	LANAO DEL NORTE	ILIGAN CITY	TUBOD	1	0
11	DAVAO DEL NORTE	CARMEN	SANTO NIÑO	1	0
		TALAINGOD	DAGOHOY	1	0



January 1 – May 27, 2017

Epidemiology Bureau
 Public Health Surveillance Division

ANNEX A. REPORTED PERTUSSIS CASES BY BARANGAY, continuation

REPORTED PERTUSSIS CASES PHILIPPINES, JANUARY 1 - MAY 27, 2017 (N=97)					
REGION	PROVINCE	MUNCITY	BARANGAY	NO. OF CASES as of MW 1-20	NO. OF NEW CASES (MW21)
11	DAVAO DEL SUR	DAVAO CITY	BARANGAY 2-A (POB.)	1	0
			BARANGAY 20-B (POB.)	1	0
			BARANGAY 23-C (POB.)	1	0
			BUCANA	1	0
			BUHANGIN (POB.)	1	0
			COMMUNAL	1	0
			DACUDAO	1	0
			SASA	4	0
		PADADA	ALMENDRAS (POB.)	1	0
	DAVAO ORIENTAL	GOVERNOR GENEROSO	PUNDAGUITAN	1	0
			TIBANBAN	1	0
		LUPON	DON MARIANO MARCOS	1	0
12	NORTH COTABATO	M'LANG	BAGONTAPAY	1	0
	SOUTH COTABATO	NORALA	POBLACION	1	0
		TANTANGAN	POBLACION	1	0
	SULTAN KUDARAT	COLUMBIO	POBLACION	1	0
ARMM	LANAO DEL SUR	BAYANG	CADINGILAN OCCIDENTAL	1	0
CAR	BENGUET	LA TRINIDAD	TAWANG	0	2
NCR	METRO MANILA	CALOOCAN CITY	BARANGAY 96	1	0
			BARANGAY 161	1	0
			BARANGAY 164	1	0
			BARANGAY 178	1	0
		MAKATI CITY	COMEMBO	1	0
		MANDALUYONG CITY	ADDITION HILLS	1	0
		MANILA	BARANGAY 669	1	0
			BARANGAY 773	1	0



January 1 – May 27, 2017

Epidemiology Bureau
 Public Health Surveillance Division

ANNEX A. REPORTED PERTUSSIS CASES BY BARANGAY, *continuation*

REPORTED PERTUSSIS CASES PHILIPPINES, JANUARY 1 - MAY 27, 2017 (N=97)					
REGION	PROVINCE	MUNCITY	BARANGAY	NO. OF CASES as of MW 1-20	NO. OF NEW CASES (MW21)
NCR	METRO MANILA	NAVOTAS	NORTH BAY BLVD., SOUTH	1	0
			SAN ROQUE	1	0
		PARAÑAQUE CITY	SAN DIONISIO	0	1
		PASIG CITY	BAGONG ILOG	1	0
		QUEZON CITY	BAESA	1	0
			BATASAN HILLS	1	0
			MARILAG	1	0
			NORTH FAIRVIEW	1	0
			OBRERO	1	0
			OLD BALARA	1	0
			PASONG TAMO	1	0
			PAYATAS B	1	0
			SAN ROQUE	1	0
			SAUYO	1	0
			TATALON	1	0
PHILIPPINES				93	4