



January 1 – May 20, 2017

Epidemiology Bureau
Public Health Surveillance Division

TABLE 1. SUMMARY OF CASES

VPD	2017		2016		% Change Reported	% Change Confirmed
	Reported	Confirmed	Reported	Confirmed		
Pertussis	93	18	146	19	↓ -36.30	↓ -5.26

PERTUSSIS CASES

A total of 93 pertussis cases were reported nationwide from January 1 to May 20, 2017. This is **36.30% lower** than last year (146 cases). Among the reported cases of pertussis, 18 (19.35%) cases were confirmed and 75 (80.65%) were suspected cases. Figure 1 presents the trend of pertussis cases by case classification and morbidity week.

Most of the reported cases were from the following regions: **Region IV-A** with 28 cases (30.11%), **NCR** with 22 cases (23.66%), **Region XI** with 17 cases (18.28%) as presented in Figure 2.

FIGURE 1. REPORTED PERTUSSIS CASES BY CASE CLASSIFICATION AND MORBIDITY WEEK, PHILIPPINES, JANUARY 1 – MAY 20, 2017 (N=93)

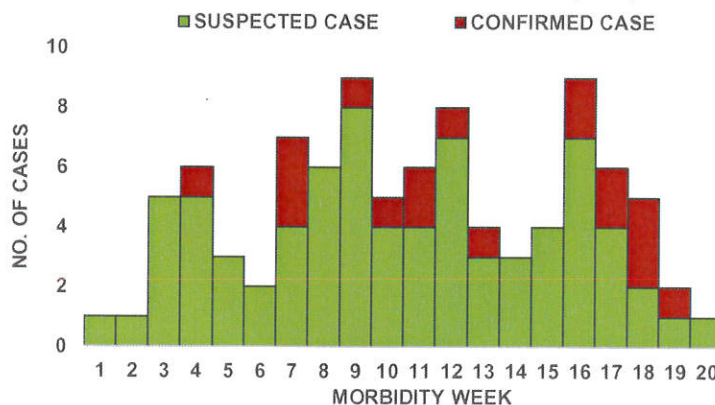


FIGURE 3. REPORTED PERTUSSIS CASES BY SEX, PHILIPPINES, JANUARY 1 – MAY 20, 2017 (N=93)

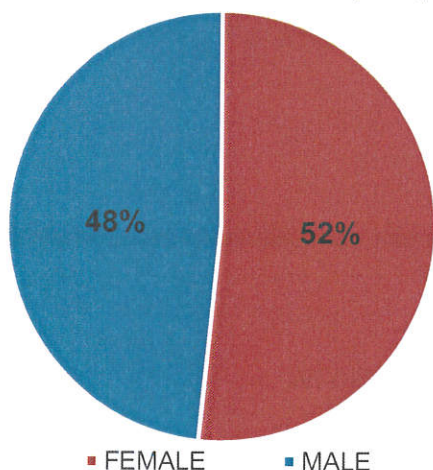


FIGURE 2. REPORTED PERTUSSIS CASES BY CASE CLASSIFICATION AND REGION, PHILIPPINES, JANUARY 1 – MAY 20, 2017 (N=93)

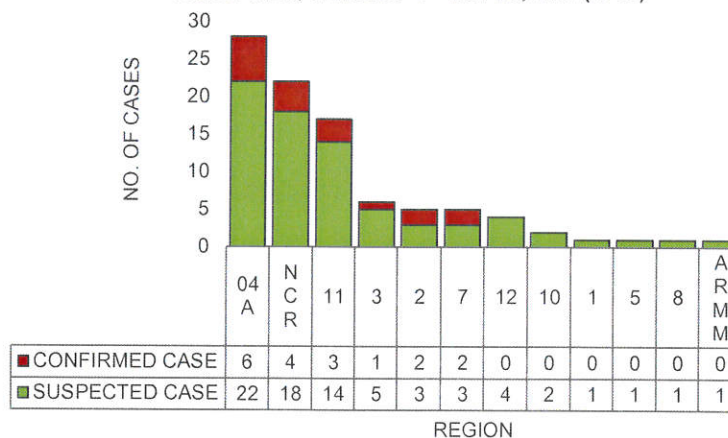
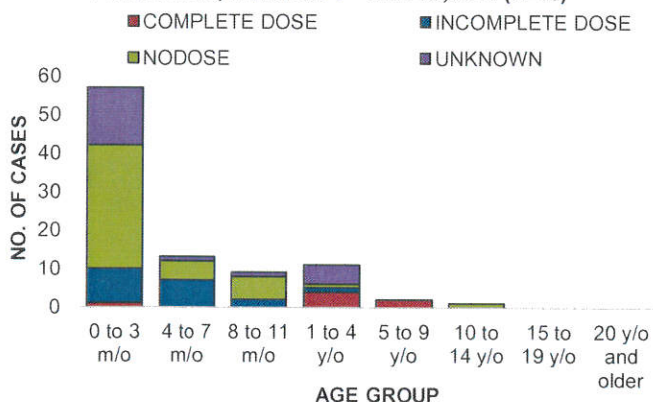


FIGURE 4. VACCINATION STATUS OF REPORTED PERTUSSIS CASES BY AGE GROUP, PHILIPPINES, JANUARY 1 – MAY 20, 2017 (N=93)



see Annex A for case distribution by barangay

TABLE 2. DEATHS AMONG REPORTED PERTUSSIS CASES BY REGION AND CASE CLASSIFICATION, PHILIPPINES, JANUARY 1 – MAY 20, 2017 (n=5)

REGION	DEATHS		
	CONFIRMED CASE	SUSPECTED CASE	Total
3	0	1	1
4A	1	2	3
NCR	0	1	1
PHILIPPINES	1	4	5



January 1 – May 20, 2017

Epidemiology Bureau
Public Health Surveillance Division

Forty eight (52%) out of the 93 reported pertussis were female (Figure 3). Majority of the reported pertussis cases belonged to 0 to 3 months old age group (57, 61.29%). Almost half (45, 48.39%) of the cases did not receive any DPT dose. Twenty two (23.66%) cases have unknown immunization status and 19 (20.43%) cases have incomplete dose of DPT as shown in Figure 4. In Table 2, there was 1 death among laboratory confirmed pertussis cases and 4 deaths among suspected pertussis cases.

FIGURE 5. CONFIRMED PERTUSSIS CASES BY SEX, PHILIPPINES, JANUARY 1 – MAY 20, 2017 (n=18)

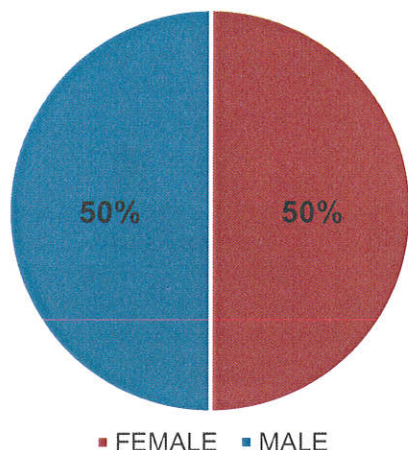
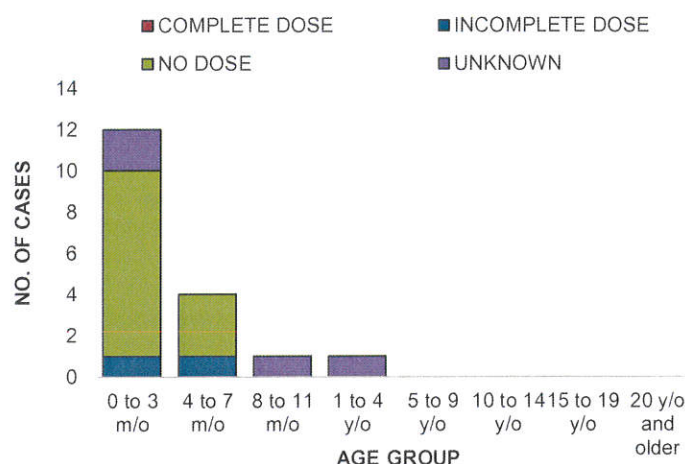


FIGURE 6. VACCINATION STATUS OF CONFIRMED PERTUSSIS CASES BY AGE GROUP, PHILIPPINES, JANUARY 1 – MAY 20, 2017 (n=18)



There is an equal sex distribution among confirmed pertussis cases (Figure 5). Majority of the confirmed pertussis cases belonged to 0 to 3 months old age group (12, 66.67%). Twelve (66.67%) cases did not receive any dose of DPT while 4 (22.22%) cases have unknown immunization status and 2 (11.11%) cases received incomplete DPT dose as shown in Figure 6.

PERTUSSIS CLUSTERS

No pertussis clusters identified.

Editorial Board	
 IRMA L. ASUNCION, MD, MHA, CESO IV Director IV, Epidemiology Bureau	
 GENESIS MAY J. SAMONTE, MD, MSc, PHSAE OIC-Division Chief, PHSD	
 MARIEL A. DEJESA, MD, MPM Medical Officer IV, PHSD	
 JUNE CANTATA B. CORPUZ, RN Nurse III, PIDSR National Coordinator	 JEZZA JONAH D. CRUCENA, RN Nurse III, VPDS National Coordinator
 ALLAN P. IGNACIO Statistician II, PHSD	



January 1 – May 20, 2017

Epidemiology Bureau
 Public Health Surveillance Division

ANNEX A. REPORTED PERTUSSIS CASES BY BARANGAY

REPORTED PERTUSSIS CASES PHILIPPINES, JANUARY 1 - MAY 20, 2017 (N=93)					
REGION	PROVINCE	MUNCITY	BARANGAY	NO. OF CASES as of MW 1-19	NO. OF NEW CASES (MW20)
01	PANGASINAN	DAGUPAN CITY	PUGARO SUIT	1	0
02	CAGAYAN	BAGGAO	AGAMAN NORTE	2	0
			UNSPECIFIED	1	0
		TUGUEGARAO CITY	PENGUE (PENGUE-RUYU)	1	0
			UNSPECIFIED	1	0
03	NUEVA ECIJA	SAN JOSE CITY	SIBUT	1	0
	PAMPANGA	CANDABA	DALAYAP	1	0
		GUAGUA	SAN RAFAEL (DUCK ISLAND)	1	0
		MABALACAT	MABIGA	1	0
	TARLAC	BAMBAN	SAN NICOLAS (POB.)	1	0
	ZAMBALES	SAN ANTONIO	BURGOS (POB.)	1	0
04A	BATANGAS	IBAAN	TULAY	1	0
		LIPA CITY	PUSIL	1	0
	CAVITE	BACOR	MOLINO IV	1	0
		DASMARIÑAS	LANGKAAN I	1	0
			BARANGAY 2 POBLACION	1	0
		GEN. MARIANO ALVAREZ	GAVINO MADERAN	1	0
			BENDITA I	1	0
			URDANETA	1	0
			ASIS I	1	0
			ASIS III	1	0
		TANZA	PARADAHAN I	1	0
		TRECE MARTIRES CITY	CABUCO	1	0
	LAGUNA	CABUYAO	MAMATID	1	0
		SAN PEDRO	MAGSAYSAY	1	0
		SANTA ROSA	APLAYA	1	0
	QUEZON	LUCENA CITY	BARANGAY 8 (POB.)	1	0
			ILAYANG IYAM	1	0
			MAYAO KANLURAN	0	1
		MULANAY	BARANGAY 4 (POB.)	1	0
		PAGBILAO	BARANGAY 1 CASTILLO (POB.)	1	0
			IKIRIN	0	1
		SAN NARCISO	WHITE CLIFF	0	1
		TIAONG	LALIG	1	0



January 1 – May 20, 2017

Epidemiology Bureau
Public Health Surveillance Division

ANNEX A. REPORTED PERTUSSIS CASES BY BARANGAY, *continuation*

REPORTED PERTUSSIS CASES PHILIPPINES, JANUARY 1 - MAY 20, 2017 (N=93)					
REGION	PROVINCE	MUNCITY	BARANGAY	NO. OF CASES as of MW 1-19	NO. OF NEW CASES (MW20)
04A	RIZAL	ANTIPOLO CITY	SAN JOSE (POB.)	1	0
			SAN ROQUE (POB.)	1	0
		CAINTA	SAN ISIDRO	1	0
			SANTA ROSA	1	0
		SAN MATEO	SILANGAN	1	0
05	MASBATE	MILAGROS	MOISES R. ESPINOSA	1	0
07	CEBU	CEBU CITY	MAMBALING	1	0
		DUMANJUG	PAWA	1	0
		MANDAUE CITY	MAGUIKAY	1	0
		SAN FRANCISCO	CONSUELO	1	0
		TALISAY CITY	SAN ROQUE	1	0
08	LEYTE	TACLOBAN CITY	BARANGAY 74	1	0
10	BUKIDNON	LIBONA	SAN JOSE	1	0
	LANAO DEL NORTE	ILIGAN CITY	TUBOD	1	0
11	DAVAO DEL NORTE	CARMEN	SANTO NIÑO	1	0
		TALAINGOD	DAGOHOY	1	0
	DAVAO DEL SUR	DAVAO CITY	BARANGAY 2-A (POB.)	1	0
			BARANGAY 20-B (POB.)	1	0
			BARANGAY 23-C (POB.)	1	0
			BUCANA	1	0
			BUHANGIN (POB.)	1	0
			COMMUNAL	1	0
			DACUDAO	1	0
			SASA	4	0
		PADADA	ALMENDRAS (POB.)	1	0
	DAVAO ORIENTAL	GOVERNOR GENEROSO	PUNDAGUITAN	1	0
			TIBANBAN	1	0
		LUPON	DON MARIANO MARCOS	1	0



January 1 – May 20, 2017

Epidemiology Bureau
Public Health Surveillance Division

ANNEX A. REPORTED PERTUSSIS CASES BY BARANGAY, *continuation*

REPORTED PERTUSSIS CASES PHILIPPINES, JANUARY 1 - MAY 20, 2017 (N=93)					
REGION	PROVINCE	MUNCITY	BARANGAY	NO. OF CASES as of MW 1-19	NO. OF NEW CASES (MW20)
12	NORTH COTABATO	M'LANG	BAGONTAPAY	1	0
	SOUTH COTABATO	NORALA	POBLACION	1	0
		TANTANGAN	POBLACION	1	0
		SULTAN KUDARAT	COLUMBIO	POBLACION	1
ARMM	LANAO DEL SUR	BAYANG	CADINGILAN OCCIDENTAL	1	0
NCR	METRO MANILA	CALOOCAN CITY	BARANGAY 96	1	0
			BARANGAY 161	1	0
			BARANGAY 164	1	0
			BARANGAY 178	1	0
		MAKATI CITY	COMEMBO	0	1
		MANDALUYONG CITY	ADDITION HILLS	1	0
		MANILA	BARANGAY 773	1	0
			UNSPECIFIED	1	0
NCR	METRO MANILA	NAVOTAS	NORTH BAY BLVD., SOUTH	1	0
			SAN ROQUE	1	0
		PASIG CITY	BAGONG ILOG	0	1
		QUEZON CITY	BAESA	1	0
			BATASAN HILLS	1	0
			MARILAG	1	0
			NORTH FAIRVIEW	1	0
			OBRERO	1	0
			OLD BALARA	1	0
			PASONG TAMO	1	0
			PAYATAS B	1	0
			SAN ROQUE	1	0
			SAUYO	1	0
			TATALON	1	0
PHILIPPINES				88	5

