



Classification of Suspect Measles-Rubella Cases

A total of 1,964 suspect measles-rubella cases were reported nationwide from January 1 to August 5, 2017. Of these, 1,361 (69.30%) were tested. Among the suspect cases, 28 cases (1.43%) were classified as **laboratory confirmed measles**, while 329 cases (16.75%) were classified as **laboratory confirmed or epidemiologically-linked confirmed rubella**. Measles cases are **41.67% lower** while rubella cases are **257.61% higher** than the previous year of the same time period (see Table 2). Currently, there were no reported deaths among the confirmed measles-rubella cases.

FIGURE 1. CLASSIFICATION OF SUSPECT MEASLES-RUBELLA CASES, PHILIPPINES, JANUARY 1 – AUGUST 5, 2017 (N=1,964)

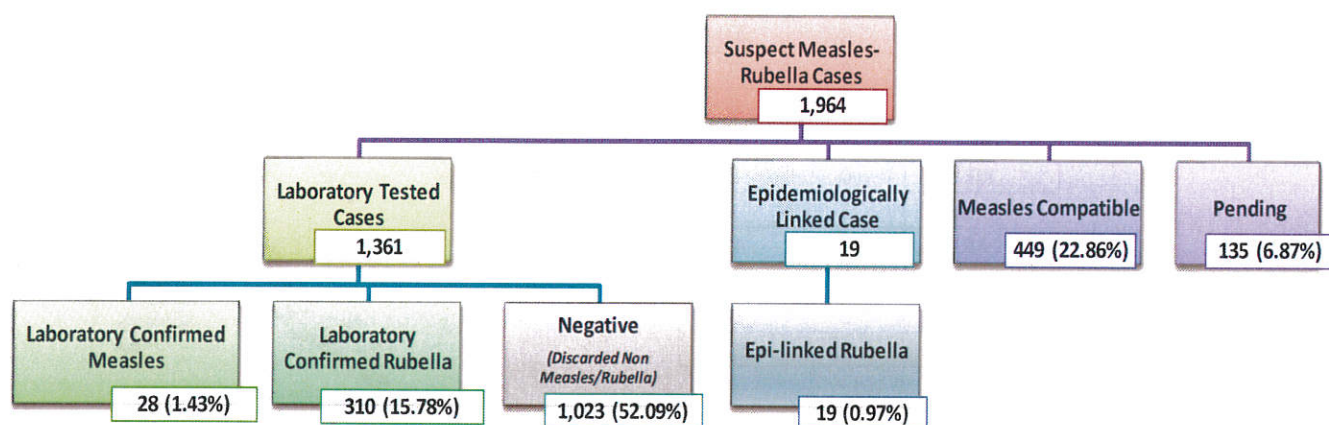


TABLE 1. MEASLES AND RUBELLA CASES BY REGION PHILIPPINES, JANUARY 1 – AUGUST 5, 2017 (N=1,964)

REGION	REPORTED	LABORATORY CONFIRMED MEASLES	MEASLES COMPATIBLE	CONFIRMED RUBELLA		DISCARDED AS NON- MEASLES/RUBELLA	PENDING CLASSIFICATION
				LABORATORY CONFIRMED	EPI-LINKED CONFIRMED		
I	243	2	58	29	0	145	9
II	33	0	7	3	0	23	0
III	183	2	18	31	0	120	12
IVA	370	5	55	76	3	206	25
MIMAROPA	36	0	18	1	0	17	0
V	34	0	4	3	0	21	6
VI	157	0	3	50	4	94	6
VII	39	1	2	4	0	27	5
VIII	87	0	11	31	10	18	17
IX	73	8	39	3	0	13	10
X	91	1	29	6	0	36	19
XI	45	1	3	4	0	37	0
XII	55	0	2	2	0	50	1
ARMM	121	5	107	1	0	5	3
CAR	142	0	38	39	1	53	11
CRG	29	0	14	0	0	13	2
NCR	226	3	41	27	1	145	9
PHL	1,964	28	449	310	19	1,023	135

see Annex A for confirmed measles cases by barangay



FIGURE 2. GEOGRAPHICAL DISTRIBUTION OF CONFIRMED CASES*, PHILIPPINES, JANUARY 1 – AUGUST 5, 2017

Region	Measles	Rubella
I	2	29
II	0	3
III	2	31
IVA	5	79
MIMAROPA	0	1
V	0	3
VI	0	54
VII	1	4
VIII	0	41
IX	8	3
X	1	6
XI	1	4
XII	0	2
ARMM	5	1
CAR	0	40
CRG	0	0
NCR	3	28
PHL	28	329

*lab confirmed and
epi-linked confirmed
cases

Legend:
1 dot = 1 case
● Measles
● Rubella

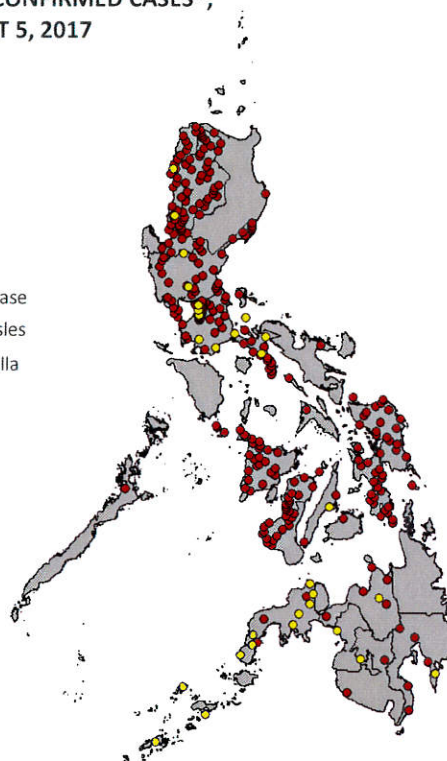


Figure 2 shows the distribution of cases among regions. Confirmed measles are highest in Mindanao with 8 (28.57%) cases in Region IX followed by 5 (17.86%) cases in ARMM. Region IVA has 5 (17.86%) confirmed cases also.

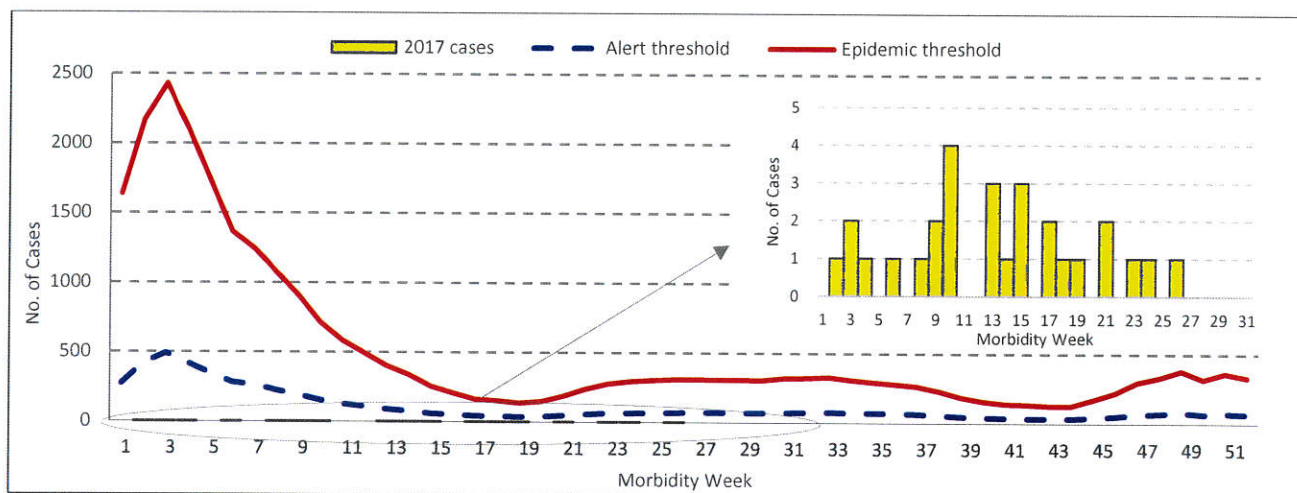
Meanwhile, confirmed rubella cases are highest in number in Region IVA with 79 (24.01%) cases followed by Region VI (54, 16.41%) and Region VIII (41, 12.46%).

TABLE 2. CONFIRMED MEASLES AND RUBELLA CASES BY REGION PHILIPPINES, 2016 vs. 2017

REGION	CONFIRMED MEASLES CASES			CONFIRMED RUBELLA CASES		
	2017	2016	% CHANGE	2017	2016	% CHANGE
I	2	4	↓ -50.00	29	3	↑ 866.67
II	0	1	↓ -100.00	3	0	↑ 300.00
III	2	2	→ 0.00	31	4	↑ 675.00
IVA	5	4	↑ 25.00	79	6	↑ 1216.67
MIMAROPA	0	0	→ 0.00	1	2	↓ -50.00
V	0	2	↓ -200.00	3	1	↑ 200.00
VI	0	2	↓ -200.00	54	47	↑ 14.89
VII	1	10	↓ -90.00	4	3	↑ 33.33
VIII	0	2	↓ -200.00	41	4	↑ 925.00
IX	8	10	↓ -20.00	3	0	↑ 300.00
X	1	2	↓ -50.00	6	4	↑ 50.00
XI	1	0	↑ 100.00	4	5	↓ -20.00
XII	0	1	↓ -100.00	2	1	↑ 100.00
ARMM	5	0	↑ 500.00	1	0	↑ 100.00
CAR	0	3	↓ -300.00	40	3	↑ 1233.33
CRG	0	2	↓ -200.00	0	0	→ 0.00
NCR	3	3	→ 0.00	28	9	↑ 211.11
PHL	28	48	↓ -41.67	329	92	↑ 257.61



**FIGURE 3. CONFIRMED MEASLES ALERT AND EPIDEMIC THRESHOLD
PHILIPPINES, JANUARY 1 – AUGUST 5, 2017 (n=28)**

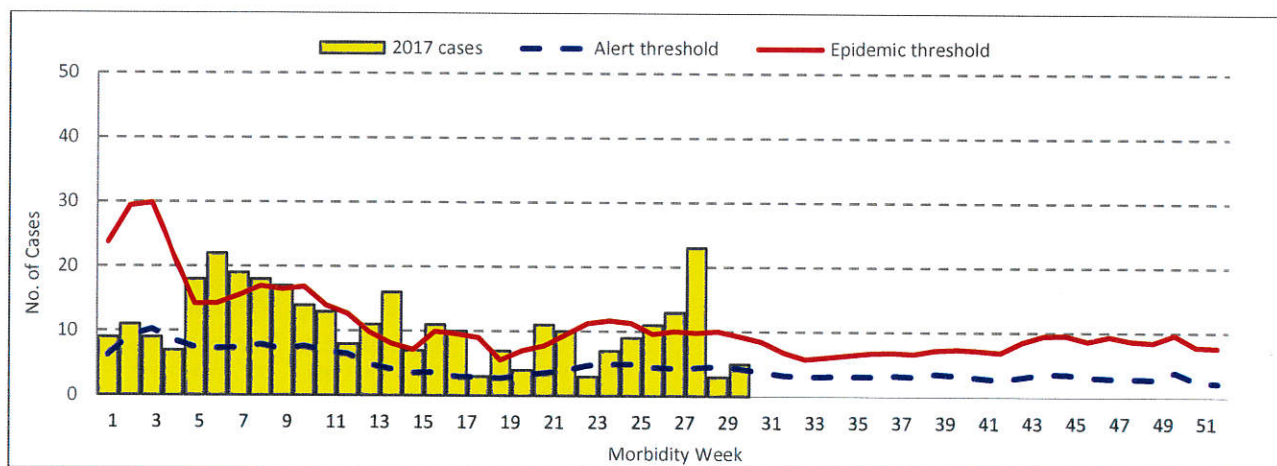


The current number of confirmed measles cases is still way below the alert threshold as shown in Figure 3. Annualized measles incidence rate is 0.46 per 1,000,000 population.

Figure 4 as shown below reflects the confirmed rubella cases in relation to the rubella alert and epidemic thresholds. It can be noted that the weekly number of rubella cases have almost consistently exceeded the alert threshold from the start of the year until the present morbidity week. Various weeks the epidemic threshold was reached. In morbidity weeks 5 to 9, 13, 14 and 16. As of morbidity week 26, annualized rubella incidence rate is 4.78 per 1,000,000 population. This indicates a high incidence of rubella in the country.

Note: Target incidence rate for measles and rubella elimination is <1 per 1,000,000 population

**FIGURE 4. CONFIRMED RUBELLA ALERT AND EPIDEMIC THRESHOLDS
PHILIPPINES, JANUARY 1 – AUGUST 5, 2017 (n=329)**



PCR Testing and Genotyping of Oropharyngeal or Nasopharyngeal Swabs (OPS/NPS)

There were 77 oropharyngeal/nasopharyngeal swabs submitted and tested by PCR for the current year. Among these, 27 cases had rubella virus RNA detected. Of the 27 cases, only 3 have 2B genotype results based on swab testing. None of the samples detected measles virus.



Profile of Cases: MEASLES

FIGURE 5. CONFIRMED MEASLES CASES BY SEX, PHILIPPINES, JANUARY 1 – AUGUST 5, 2017 (n=28)

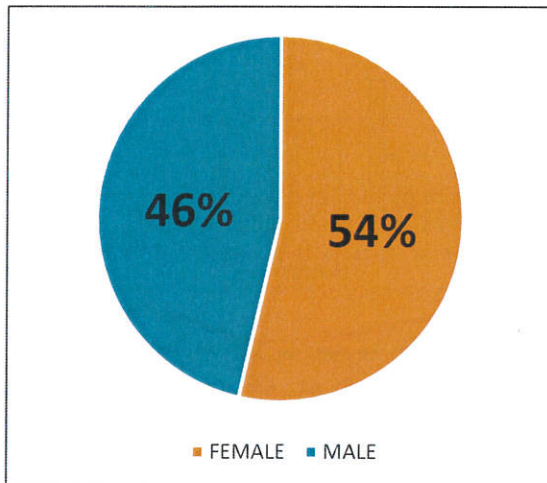
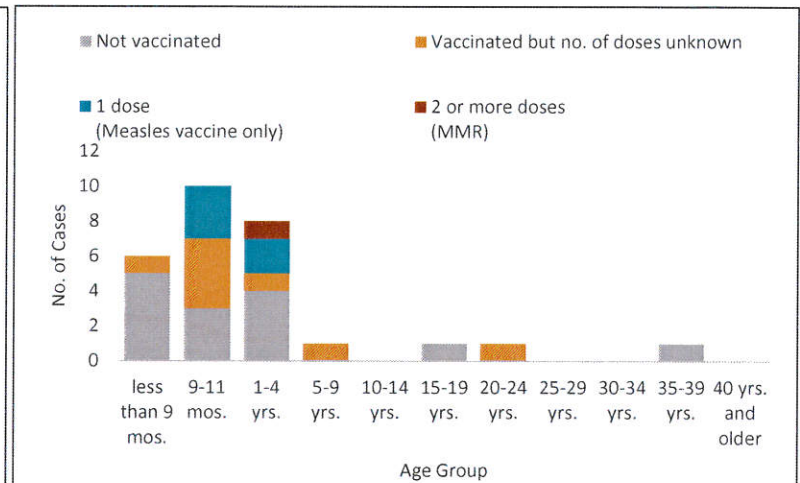


FIGURE 6. VACCINATION STATUS OF CONFIRMED MEASLES CASES BY AGE GROUP, PHILIPPINES, JANUARY 1 – AUGUST 5, 2017 (n=28)



Among the confirmed measles cases, 15 (54%) cases were female (Figure 5). Ten (35.71%) of the confirmed measles cases belong to the 9-11 month old age group. Fourteen (50%) of the cases were not vaccinated, 8 (28.57%) cases were vaccinated but with unknown number of doses, 5 (17.86%) cases received 1 dose of measles vaccine and 1 (3.57%) case received 2 doses of measles-containing vaccine as shown in Figure 6.

Profile of Cases: RUBELLA



Clustering of Measles-Rubella Cases

There were no measles clusters identified this year. There were 15 rubella clusters detected to date for year 2017. These cases were related in terms of place of residences and onset of symptoms, located in the same barangay or identified place of transmission (e.g. school in Northern Samar) and occurred within 4 consecutive weeks. Table 3 lists the rubella clusters identified since January 2017.

TABLE 3. CLUSTERS OF CONFIRMED RUBELLA CASES
PHILIPPINES, JANUARY 1 – AUGUST 5, 2017 (N=15)

MW	Region	Province	Muncity	Barangay	Place of Transmission	No. of Confirmed Cases
3	V	Camarines Norte	Labo	Malatap	Home/ Dormitory	2
3-7	NCR	Metro Manila	San Juan City	West Crame	Barangay/ Community	3
5-11	VIII	Northern Samar	San Antonio	Dalupirit Manraya Pilar San Nicolas Vinitahan	School	39
7-10	IVA	Batangas	Batangas City	Kumintang Ilaya	School/Barangay	2
8-16	IVA	Batangas	Batangas City	Pallocan Kanluran	2 cases: Workplace 2 cases: Barangay 1 case: Unknown	5
9	III	Pampanga	Mabalacat	Airforce City	Unknown	3
9-10	NCR	Metro Manila	Quezon City	Project 4	Unknown	2
10-11	IVA	Cavite	Dasmariñas City	Salawag	Unknown	2
16-19	VI	Aklan	Buruanga	Tag-osip	Barangay/ Community	13
16-19	IVA	Batangas	San Jose	Banaybanay II	Unknown	2
20-22	CAR	Benguet	Baguio City	Aurora Hill	Unknown	2
27	CAR	Benguet	Baguio City	Ambiong	Workplace Home/Dormitory	2
22-25	VI	Aklan	Malay	Manoc-Manoc	Unknown	2
22-29	CAR	Benguet	Baguio City	Honeymoon (Honeymoon-Holy Ghost)	Barangay/Community Workplace	4
27-29	VI	Aklan	-	-	Workplace (Mall)	17

Actions Taken for Clusters and Cases:

1. Validation and provision of recommendations to the regions concerned
2. Dissemination of weekly disease surveillance reports to the Disease Prevention and Control Bureau (DPCB) specifically Family Health Office (FHO) and Infectious Disease Office (IDO) and Health Promotion and Communication Services (HPCS) providing updates on current status of measles-rubella cases for appropriate action



Measles Surveillance Performance Indicators:

Table 4 presents the surveillance performance of regions based on the indicators for measles surveillance. Countrywide incidence rate of 0.46 per 1,000,000 population has been achieved, reaching the target of <1 per 1,000,000 population. Regions IX and ARMM did not meet the target which implies increased occurrence of measles in these regions.

Surveillance performance on adequate blood collection, adequate case investigation, suspect measles reporting, non-measles/non-rubella reporting and reducing measles compatible cases are all still below the target. These surveillance indicators gauge the capacity of the country in achieving the measles elimination goal. Development of strategies and towards a highly functional surveillance system is vital towards attainment of measles control and eventually, towards elimination. Strategies may include intensification of active surveillance across the country through enhanced case reporting, specimen collection and case investigation.

see Annex B for measles surveillance performance indicators dictionary

TABLE 4. MEASLES SURVEILLANCE PERFORMANCE INDICATORS BY REGION
PHILIPPINES, 2016 vs. 2017

REGION	POPULATION 2017	ANNUALIZED MEASLES INCIDENCE RATE		ADEQUATE BLOOD COLLECTION RATE		ADEQUATE CASE INVESTIGATION RATE		ANNUALIZED SUSPECT MEASLES REPORTING RATE		ANNUALIZED NON- MEASLES/ NON- RUBELLA REPORTING		PERCENTAGE OF MEASLES COMPATIBLE	
		Target: <1/1,000,000 Pop.		Target: ≥80%		Target: ≥80%		Target: ≥2/100,000 Pop.		Target: ≥2/100,000 Pop.		Target: <10%	
		2016	2017	2016	2017	2016	2017	2016	2017	2016	2017	2016	2017
I	5,263,258	1.56	0.65	44	75	40	63	3.97	7.91	1.51	4.72	55	24
II	3,595,623	0.57	0.00	80	76	75	76	1.68	1.57	1.28	1.10	20	21
III	11,427,139	0.17	0.30	81	90	77	78	1.25	2.75	0.93	1.80	19	10
IVA	14,659,353	0.86	0.58	74	83	61	70	2.08	4.33	1.32	2.41	23	15
MIMAROPA	3,216,466	0.00	0.00	47	42	42	42	1.86	1.92	0.88	0.91	49	50
V	6,266,652	0.68	0.00	76	76	75	68	1.00	0.93	0.59	0.57	24	12
VI	7,919,887	0.52	0.00	95	93	90	58	3.91	3.40	2.93	2.03	5	2
VII	7,689,735	1.32	0.22	96	95	93	87	1.28	0.87	1.03	0.60	4	5
VIII	4,704,894	0.45	0.00	35	39	33	57	1.76	3.17	0.45	0.66	65	13
IX	3,896,152	3.15	3.52	53	47	47	37	1.91	3.21	0.84	0.57	40	53
X	4,857,342	0.41	0.35	43	68	38	56	6.00	3.21	2.47	1.27	56	32
XI	5,153,130	0.40	0.33	88	93	86	84	1.97	1.50	1.59	1.23	12	7
XII	4,780,211	0.21	0.00	84	96	81	89	1.53	1.97	1.22	1.79	16	4
ARMM	3,896,848	0.56	2.20	26	12	26	7	0.53	5.32	0.08	0.22	74	88
CAR	1,847,347	1.67	0.00	84	71	84	55	4.46	13.18	3.18	4.92	13	27
CRG	2,828,583	1.13	0.00	67	48	67	38	2.30	1.76	1.39	0.79	34	48
NCR	12,918,977	0.45	0.40	76	82	70	71	1.76	3.00	1.11	1.92	19	18
PHL	104,921,597	0.73	0.46	70	73	65	62	2.16	3.21	1.30	1.95	29	23
LEGEND:		<1	≥1	≥80%	<80%	≥80%	<80%	≥2/100,000 Pop.	<2/100,000 Pop.	≥2/100,000 Pop.	<2/100,000 Pop.	<10%	≤50%



Editorial Board

IRMA L. ASUNCION, MD, MHA, CESO IV
Director IV, Epidemiology Bureau

GENESIS MAY J. SAMONTE, MD, MSc, PHSAE
OIC-Division Chief, PHSD

MARIEL A. DEJESA, MD, MPM
Medical Officer IV, PHSD

JUNE CANTATA B. CORPUZ, RN
Nurse III, PIDS National Coordinator

JEZA JONAH D. CRUCENA, RN
Nurse III, VPDS National Coordinator

ANNEX A. CONFIRMED MEASLES AND RUBELLA CASES BY BARANGAY

CONFIRMED MEASLES CASES PHILIPPINES, JANUARY 1 - AUGUST 5, 2017 (n=28)					
REGION	PROVINCE	MUNCITY	BARANGAY	NO. OF CASES as of MW1-30	NO. OF NEW CASES (MW31)
01	LA UNION	AGOO	SANTA ANA	1	0
	PANGASINAN	DAGUPAN CITY	MAYOMBO	1	0
03	BULACAN	MARILAO	PRENZA I	1	0
	PAMPANGA	LUBAO	SANTA CRUZ	1	0
04A	BATANGAS	LIPA CITY	MARAUOY	1	0
		SAN JOSE	SANTA ANA	1	0
	CAVITE	TANZA	SANJA MAYOR	1	0
	QUEZON	TAYABAS	BAGUIO	1	0
	RIZAL	ANTIPOLO CITY	SAN JOSE	1	0
07	CEBU	CONSOLACION	LAMAC	1	0
09	BASILAN	ISABELA CITY	TABUK (POB.)	1	0
	ZAMBOANGA DEL SUR	ZAMBOANGA CITY	AYALA	1	0
			TALON-TALON	1	0
			TUMAGA	1	0
	ZAMBOANGA SIBUGAY	KABASALAN	BUAYAN	1	0
			GACBUSAN	1	0
			unspecified	1	0
		MALANGAS	REBOCON	1	0
10	MISAMIS ORIENTAL	MANTICAO	POBLACION	1	0
11	DAVAO DEL NORTE	ISLAND GARDEN CITY OF SAMAL	SAN ISIDRO (BABAK)	1	0
ARMM	BASILAN	ISABELA CITY	UNGKAYA PUKAN	1	0
		LAMITAN CITY	COLONIA	1	0
			MATATAG	1	0
		TIPO-TIPO	BOHE-PAHUH	1	0
	TAWI-TAWI	BONGAO	LAMION	1	0
NCR	METRO MANILA	CALOOCAN CITY	BAGONG BARRIO	1	0
		MANILA CITY	BARANGAY 649	1	0
			TONDO	1	0
PHILIPPINES				28	0



Epidemiology Bureau

Public Health Surveillance Division

CONFIRMED RUBELLA CASES PHILIPPINES, JANUARY 1 - AUGUST 5, 2017 (n=329)					
REGION	PROVINCE	MUNCITY	BARANGAY	NO. OF CASES as of MW1-30	NO. OF NEW CASES (MW31)
01	ILOCOS SUR	SAN ESTEBAN	POBLACION	1	0
		SAN VICENTE	SAN SEBASTIAN	1	0
		SANTA	BANAOANG	1	0
		VIGAN CITY	BARANGAY VII	1	0
	LA UNION	ARINGAY	NAGSANGALAN	1	0
			SAN BENITO SUR	0	1
		BANGAR	SANTA RITA EAST	1	0
			CADAPLI	1	0
		BAUANG	BACCUIT SUR	1	0
			PAYOCPOC NORTE ESTE	1	0
		SAN FERNANDO CITY	PAYOCPOC SUR	2	0
			BAGBAG	1	0
			BARANGAY I (POB.)	1	0
			CARLATAN	1	0
	PANGASINAN	SUDIPEN	LINGSAT	1	0
			SAN FRANCISCO SUR	1	0
		BINMALEY	GAYAMAN	1	0
			BONUAN BOQUIG	1	0
		DAGUPAN CITY	BONUAN GUESSET	1	0
			COLDIT	1	0
			LUCAO	1	0
			MACARANG	1	0
			MANGIN	1	0
			NAGUILAYAN	1	0
		MANAOAG	BABASIT	1	0
		SANTA BARBARA	MANINGDING	1	0
			TULIAO	1	0
		URDANETA CITY	NANCAMALIRAN WEST	1	0
02	ISABELA	CAUAYAN CITY	SAN LUIS	1	0
		SAN AGUSTIN	LAOAG	1	0
		SANTIAGO CITY	SAGANA	1	0
03	AURORA	MARIA AURORA	DECOLIAT	1	0
	BATAAN	MARIVELES	ALASASIN	1	0
			BALON-ANITO	1	0
			CAMAYA	2	0
		ORION	ARELLANO (POB.)	1	0
			DAANG BAGO	0	1
			GENERAL LIM (KAPUT)	1	0
	BULACAN	BALIUAG	SABANG	1	0
		CALUMPIT	PALIMBANG	1	0
		MALOLOS CITY	SAN VICENTE	1	0
			SANTO ROSARIO	1	0
		MARILAO	CAMANSI PRENZA III	1	0
			LAMBAKIN	1	0
		SANTA MARIA	SAN GABRIEL	1	0
			SAN ROQUE	1	0
	NUEVA ECIIA	CABANATUAN CITY	M.S. GARCIA	1	0
		SAN ANTONIO	PAPAYA	1	0
		SCIENCE CITY OF MUÑOZ	POBLACION NORTH	1	0
	PAMPANGA	MABALACAT CITY	AIRFORCE CITY	3	0
		SANTA ANA	SANTA MARIA	1	0
		SASMUAN	SAN PEDRO	1	0
	TARLAC	LA PAZ	DUMARAIS	1	0
		TARLAC CITY	CUT-CUT II	1	0
	ZAMBALES	BOTOLAN	PORAC	1	0
		CANDELARIA	MALABON	1	0
		IBA	PALANGINAN	1	0
		SANTA CRUZ	NAULO	1	0
		SUBIC	ILWAS (POB.)	1	0



Epidemiology Bureau

Public Health Surveillance Division

CONFIRMED RUBELLA CASES PHILIPPINES, JANUARY 1 - AUGUST 5, 2017 (n=329)					
REGION	PROVINCE	MUNCITY	BARANGAY	NO. OF CASES as of MW1-30	NO. OF NEW CASES (MW31)
04A	BATANGAS	BATANGAS CITY	BARANGAY 15 (POB.)	1	0
			BARANGAY 18 (POB.)	1	0
			BARANGAY 19	1	0
			BARANGAY 20 (POB.)	1	0
			CONCEPCION	1	0
			DUMANTAY	1	0
			KUMINTANG ILAYA	2	0
			MAHACOT KANLURAN	1	0
			PALLOCAN KANLURAN	5	0
			PALLOCAN SILANGAN	1	0
			PINAMUCAN IBABA	1	0
			SAN ISIDRO	1	0
			SAN MIGUEL	1	0
			SANTO DOMINGO	1	0
			SIMLONG	1	0
			TABANGAO DAO	1	0
			TALAHIB PANDAYAN	1	0
			TINGA LABAK	1	0
			WAWA	0	1
		LIPA CITY	BANAYBANAY	1	0
			MATAAS NA LUPA	1	0
			MUNTING PULO	2	0
			POBLACION BARANGAY 2	1	0
			SAMPAGUITA	1	0
		ROSARIO	ITLUGAN	1	0
		SAN JOSE	BANAYBANAY II	2	0
			CALANSAYAN	1	0
			MAHABANG PARANG	1	0
		SAN LUIS	SAN ANTONIO	1	0
		SAN PASCUAL	SANTO NIÑO	1	0
		TAYSAN	MABAYABAS	1	0
	CAVITE	BACOR CITY	MOLINO III	1	0
		DASMARIÑAS CITY	BUROL I	1	0
			H-2	2	0
			MANGAS I	1	0
			MAYPAJO	1	0
			SALAWAG	2	0
			SAN ANTONIO DE PADUA I	1	0
			SAN DIONISIO (BARANGAY 1)	1	0
			SAN FRANCISCO I	1	0
			SAN ISIDRO LABRADOR I	1	0
			SAN JUAN (SAN JUAN I)	1	0
			SAN LORENZO RUIZ II	1	0
			SAN LUIS II	1	0
			SAN NICOLAS I	1	0
			SAN NICOLAS IV	1	0
			SANTA CRUZ I	1	0
			SANTA FE	1	0
			SANTA LUCIA (SAN JUAN II)	1	0
			SANTA MARIA (BARANGAY 20)	1	0
			VICTORIA REYES	2	0
		GENERAL TRIAS	SANTIAGO	1	0
		IMUS CITY	MALAGASANG II-G	1	0
			TANZANG LUMA II	1	0
		SILANG	BIGA I	1	0
			SAN VICENTE II	1	0
		TANZA	AMAYA III	1	0
			BIWAS	1	0
			CALIBUYO	1	0
		TERNATE	SAPANG I	1	0



Epidemiology Bureau

Public Health Surveillance Division

CONFIRMED RUBELLA CASES PHILIPPINES, JANUARY 1 - AUGUST 5, 2017 (n=329)					
REGION	PROVINCE	MUNCITY	BARANGAY	NO. OF CASES as of MW1-30	NO. OF NEW CASES (MW31)
04A	LAGUNA	NAGCARLAN	MARAVILLA	1	0
		SAN PABLO CITY	SAN GABRIEL	1	0
		SAN PEDRO	SAN VICENTE	1	0
	QUEZON	LOPEZ	<i>unspecified</i>	1	0
		LUCENA CITY	IBABA IYAM	1	0
	RIZAL	ANTIPOLO CITY	DELA PAZ (POB.)	1	0
			SAN ISIDRO (POB.)	1	0
		TAYTAY	SAN JUAN	1	0
		TERESA	PRINZA	1	0
MIMAROPA	PALAWAN	PUERTO PRINCESA CITY	SAN MIGUEL	1	0
05	CAMARINES NORTE	LABO	MALATAP	2	0
	SORSOGON	SORSOGON CITY	SAN JUAN	1	0
06	AKLAN	ALTAVAS	DALIPDIP	1	0
		BALETE	FELICIANO	1	0
		BANGA	TABA-AO	1	0
			TABAYON	1	0
		BATAN	CAMALIGAN	1	0
			MAMBUQUIAO	1	0
		BURUANGA	HABANA	1	0
			MAYAPAY	1	0
			TAG-OSIP	13	0
		IBAJAY	MALOCO	1	0
		KALIBO	AGBANAWAN	1	0
			CABAYUGAN	1	0
			DUMAGUIT	1	0
			LUPO	1	0
			OLD BUSWANG	1	0
			POBLACION	1	0
			WALOOK	1	0
			<i>unspecified</i>	1	0
		LEZO	BIGA-A	1	0
			IBAO	1	0
		MAKATO	EAST LIBANA	1	0
			LIBANG	1	0
		MALAY	BALABAG	1	0
			MANOC-MANOC	3	0
		NEW WASHINGTON	DUMAGUIT	1	0
		NUMANCIA	JOYAO-JOYAO	1	0
		TANGALAN	AFGA	1	0
			PUMOT	1	0
			TONDOG	2	0
	ANTIQUÉ	PANDAN	DUMROG	1	0
	CAPIZ	JAMINDAN	FE	0	1
		TAPAZ	POBLACION	1	0
	GUIMARAS	BUENAVISTA	SAWANG	1	0
	ILOILO	ILOILO CITY	NORTH FUNDIDOR	1	0
			PAVIA	1	0
		PASSI CITY	MAN-IT	1	0
		SAN ENRIQUE	CAMIRI	1	0
	NEGROS OCCIDENTAL	ENRIQUE B. MAGALONA	POBLACION II (BARANGAY 2)	1	0
		VALLADOLID	DOLDOL	1	0
07	CEBU	CEBU CITY	PUNTA PRINCESA	1	0
		COMPOSTELA	LUPA	1	0
		MANDAUE CITY	TABOK	1	0
	NEGROS ORIENTAL	DUMAGUETE CITY	POBLACION NO. 8 (BARANGAY 8)	1	0
08	BILIRAN	KAWAYAN	POBLACION	1	0
	NORTHERN SAMAR	SAN ANTONIO	DALUPIRIT	18	0
			MANRAYA	10	0
			PILAR	5	0
			SAN NICOLAS	4	0
			VINISITAHAN	2	0
	SAMAR	CATBALOGAN	MAULONG	1	0



Epidemiology Bureau

Public Health Surveillance Division

CONFIRMED RUBELLA CASES PHILIPPINES, JANUARY 1 - AUGUST 5, 2017 (n=329)					
REGION	PROVINCE	MUNCITY	BARANGAY	NO. OF CASES as of MW1-30	NO. OF NEW CASES (MW31)
09	ZAMBOANGA DEL NORTE	DIPOLOG CITY	MIPUTAK (POB.)	1	0
	ZAMBOANGA DEL SUR	ZAMBOANGA CITY	BALIWASAN	1	0
10	LANAO DEL NORTE	ILIGAN CITY	TALON-TALON	1	0
	MISAMIS OCCIDENTAL	OZAMIS CITY	DATU SABER	1	0
		TANGUB CITY	MALAUANG	1	0
	MISAMIS ORIENTAL	CAGAYAN DE ORO CITY	BARANGAY VII - UPPER POLAO (POB.)	1	0
			CARMEN	1	0
			PATAG	1	0
11	COMPOSTELA VALLEY	MANTICAO	CABALANTIAN	1	0
	COMPOSTELA VALLEY	MARAGUSAN	MARAGUSAN (POB.)	1	0
		KAPALONG	GUPITAN	1	0
	COMPOSTELA VALLEY	TAGUM CITY	TIBAL-OG (POB.)	1	0
12	DAVAO DEL NORTE	MALALAG	POBLACION	1	0
	DAVAO DEL SUR	GENERAL SANTOS CITY	FATIMA	1	0
12	SOUTH COTABATO	SURALLAH	RIZAL POBLACION	1	0
ARMM	LANAO DEL SUR	MARAWI CITY	MARINAUT	1	0
CAR	BENGUET	APAYAO	PUDTOL	1	0
		BAGUIO CITY	ATOK	1	0
			ABIANG	1	0
			A. BONIFACIO-CAGUIOA-RIMANDO (ABCR)	1	0
			AMBIONG	3	0
			AURORA HILL	4	0
			BROOKESIDE	1	0
			CABINET HILL-TEACHER'S CAMP	1	0
			CAMP 7	1	0
			CAMP ALLEN	1	0
			CITY CAMP CENTRAL	1	0
			ENGINEER'S HILL	1	0
			HAPPY HOLLOW	1	0
			HONEYMOON (HONEYMOON-HOLY GHOST)	4	0
			PACDAL	1	0
			PADRE BURGOS	1	0
			POLIWES	2	0
			RIMANDO ROAD	1	0
			SAINT JOSEPH VILLAGE	1	0
			SALUD MITRA	1	0
			SAN CARLOS HEIGHTS	1	0
			SAN LUIS VILLAGE	1	0
			SANITARY CAMP, NORTH	1	0
			SANTO TOMAS PROPER	2	0
			UPPER QM	1	0
			UPPER WEST QUIRINO HILL	1	0
		ITOYON	LOACAN	1	0
		LA TRINIDAD	AMBIONG	2	0
			LONGLONG PUGUIS	0	1
			PICO	1	0
NCR	METRO MANILA	CALOOCAN CITY	BARANGAY 170	1	0
		CALOOCAN CITY	BARANGAY 179	1	0
		LAS PIÑAS CITY	TALON SINGKO	1	0
		MAKATI CITY	PITOGO	1	0
		MALABON CITY	TONSUYA	1	0
			BARANGAY 399	1	0
			BINONDO	1	0
			BRGY. 33	1	0
			HABITAT BASECO	1	0
			OLD SITE BASECO	1	0
			PACO	1	0
			SAMPALOC	1	0
			SANTA CRUZ	2	0
			BARRIO BANANA	1	0
		PARAÑAQUE CITY	DON GALO	1	0
			SAN DIONISIO	1	0
		PASAY CITY	BRGY. 145	1	0



CONFIRMED RUBELLA CASES PHILIPPINES, JANUARY 1 - AUGUST 5, 2017 (n=329)					
REGION	PROVINCE	MUNCITY	BARANGAY	NO. OF CASES as of MW1-30	NO. OF NEW CASES (MW31)
		QUEZON CITY	CENTRAL	1	0
			MARIANA	1	0
			PAYATAS	1	0
			PROJECT 4	2	0
		SAN JUAN CITY	ONSE	2	0
			WEST CRAME	3	0
PHILIPPINES				324	5

ANNEX B. MEASLES SURVEILLANCE PERFORMANCE INDICATORS

- **Measles incidence rate:** target: <1/ 1,000,000 of the total population. It measures the progress of a country towards measles elimination. High incidence rate indicates persistence of measles transmission in some areas.
- **Adequate blood collection rate:** target: ≥80% adequate specimen collected within 28 days from rash onset. This will facilitate the specificity (ability to determine measles virus as the cause of illness) of reported measles cases. With adequate specimen collection, there will be an access to identify the circulating measles virus in the community.
- **Timeliness and adequacy of investigation:** target: ≥80% adequate investigation within 48 hours of notification, with collection of all 10 core variables. This provides venue to prevent further transmission of measles cases in the community, furthermore, provides immediate response to prevent potential outbreaks.
- **Suspect Measles Reporting Rate:** target: ≥2 per 100,000 of the total population. It measures the ability to detect suspect measles cases. Reporting an adequate number of suspected cases provides confidence that the system is sensitive to detect measles cases.
- **Non-Measles Reporting Rate:** target: ≥2 per 100,000 of the total population. If non-measles reporting rate is equal or proportion to the number of suspect measles cases in all regions, it gives us higher chance in attaining our goal of measles elimination. However, symptoms similar to that of measles may be attributed to another organism causing the illness.

ANNEX C. DEFINITION OF TERMS

Laboratory confirmed case	A suspect case with a positive laboratory test result for measles-specific/rubella-specific IgM antibodies or other approved laboratory test method
Epidemiologically-linked case	A suspect case that has not been confirmed by laboratory but that is geographically AND temporally related to a laboratory-confirmed case or (in the event of an outbreak) to another epidemiologically confirmed measles case.
Confirmed cases	Laboratory confirmed + Epidemiologically-linked cases
Measles compatible case	A case that meets the suspect case definition for measles but for which no adequate blood specimen was taken and which has not been linked epidemiologically to another case positive for measles IgM or another laboratory-confirmed communicable disease
Discarded non-measles/rubella	A case that meets the clinical case definition for measles and tested negative for both measles and rubella testing.
Pending classification	Cases with blood specimen collected but with pending transport or laboratory results.
Alert threshold	Refers to the level of occurrence of disease that serves as an early warning for epidemics.
Epidemic threshold	Refers to the level of occurrence of disease above which an urgent response is required. The threshold is specific to each disease and depends on the infectiousness, other determinants of transmission and local endemicity levels.
Cluster of cases	2 or more cases with temporal (occurring in a span of 4 weeks) and geographical association (within the same barangay)