



January 1 – July 29, 2017

Epidemiology Bureau
Public Health Surveillance Division

TABLE 1. SUMMARY OF CASES

VPD	2017		2016		% Change
	Reported	Confirmed	Reported	Confirmed	
Measles	1,921	28	1,312	48	↓ -41.67
Rubella		325		88	↑ 269.32

MEASLES-RUBELLA CASES

A total of 1,921 suspect measles-rubella cases were reported nationwide from January 1 to July 29, 2017. Of these, 1,331 (69.29%) were tested. Among the suspect cases, 28 (1.46%) cases were classified as *laboratory confirmed measles* while 325 (16.92%) cases were classified as *laboratory confirmed or epidemiologically-linked confirmed rubella*. Currently, there were no reported deaths among the confirmed measles-rubella cases. Figure 1 shows the trend of measles-rubella cases by morbidity week.

Figure 2 shows the distribution of cases among regions. Region IVA has the highest number of confirmed measles-rubella cases (83, 23.51%) followed by Region VI (51, 14.45%) and Region VIII (41, 11.61%).

Profile of Cases: MEASLES

Fifteen (54%) of the confirmed measles cases were female (Figure 3). Most (10, 35.71%) of the cases belong to the 9-11 month old age group. Half (14, 50%) of the cases were not vaccinated while 8 (28.57%) cases were vaccinated but with unknown number of doses as shown in Figure 4. Basis of vaccination status is the number of measles-containing vaccine received.

FIGURE 1. CONFIRMED MEASLES AND RUBELLA CASES BY MORBIDITY WEEK, PHILIPPINES, JANUARY 1 – JULY 29, 2017 (n=353)

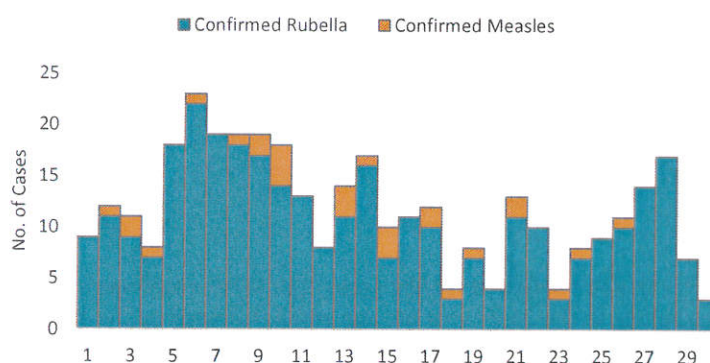
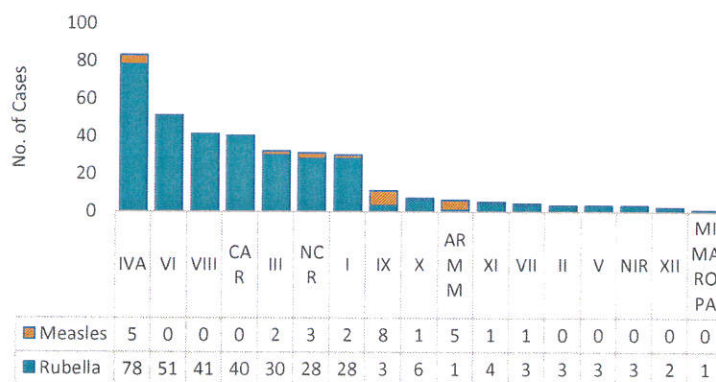


FIGURE 2. CONFIRMED MEASLES AND RUBELLA CASES BY REGION, PHILIPPINES, JANUARY 1 – JULY 29, 2017 (n=353)



see Annex A for case distribution by barangay

Region

FIGURE 3. CONFIRMED MEASLES CASES BY SEX, PHILIPPINES, JANUARY 1 – JULY 29, 2017 (n=28)

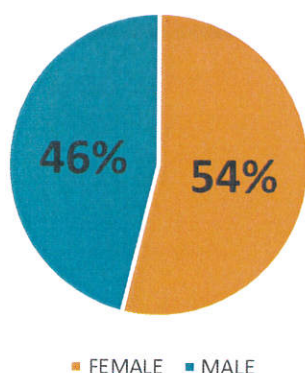
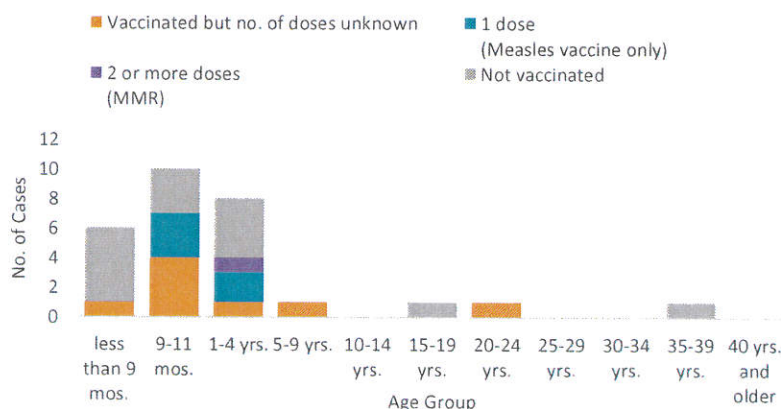


FIGURE 4. VACCINATION STATUS OF CONFIRMED MEASLES CASES BY AGE GROUP, PHILIPPINES, JANUARY 1 – JULY 29, 2017 (n=28)



Case counts reported here do NOT represent the final number and are subject to change after inclusion of delayed reports and review of cases.



January 1 – July 29, 2017

Epidemiology Bureau
Public Health Surveillance Division

Profile of Cases: RUBELLA

FIGURE 5. CONFIRMED RUBELLA CASES BY SEX, PHILIPPINES, JANUARY 1 –JULY 29, 2017 (n=325)

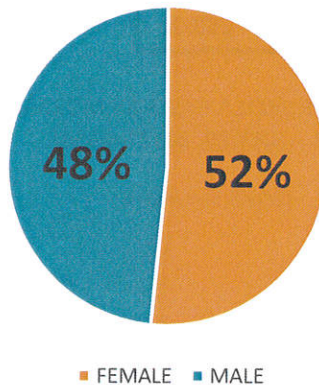
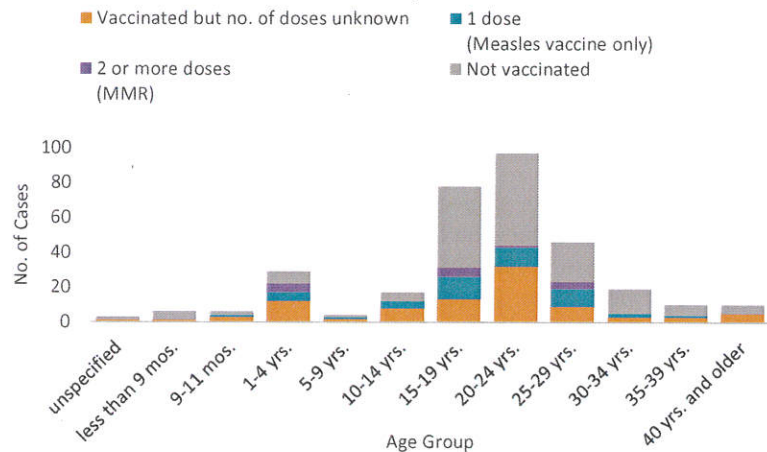


FIGURE 6. VACCINATION STATUS OF CONFIRMED RUBELLA CASES BY AGE GROUP, PHILIPPINES, JANUARY 1 – JULY 29, 2017 (n=325)



Of the confirmed rubella cases, 169 (52%) cases were female (Figure 5). Most (97, 30.12%) of the confirmed rubella cases belong to the 20-24 year old age group, followed by the 15-19 year old age group (78, 24.22%). Majority (170, 52.31%) of the cases were not vaccinated while 92 (28.31%) cases were vaccinated but with unknown number of doses as shown in Figure 6. Basis of vaccination status is the number of measles-containing vaccine received.

Measles and Rubella Clusters :

No new clusters identified for morbidity week 30. Fifteen rubella clusters were detected to date for year 2017. These cases were related in terms of place of residences and onset of symptoms, located in the same barangay or identified place of transmission (e.g. school in Northern Samar) and occurred within 4 consecutive weeks.

Editorial Board

JUNE CANTATA B. CORPUZ, RN
Nurse III, PIDS National Coordinator

MARIEL A. DEJESA, MD, MPM
Medical Officer IV, PHSD

JEZZA JONAH D. CRUCENA, RN
Nurse III, VPDS National Coordinator



January 1 – July 29, 2017

Epidemiology Bureau
 Public Health Surveillance Division

ANNEX A. CONFIRMED MEASLES AND RUBELLA CASES BY BARANGAY

CONFIRMED MEASLES CASES PHILIPPINES, JANUARY 1 - JULY 29, 2017 (n=28)					
REGION	PROVINCE	MUNCITY	BARANGAY	NO. OF CASES as of MW1-29	NO. OF NEW CASES (MW30)
01	LA UNION	AGOO	SANTA ANA	1	0
	PANGASINAN	DAGUPAN CITY	MAYOMBO	1	0
03	BULACAN	MARILAO	PRENZA I	1	0
	PAMPANGA	LUBAO	SANTA CRUZ	1	0
04A	BATANGAS	LIPA CITY	MARAUOY	1	0
		SAN JOSE	SANTA ANA	1	0
	CAVITE	TANZA	SANJA MAYOR	1	0
	QUEZON	TAYABAS	BAGUIO	1	0
	RIZAL	ANTIPOLO CITY	SAN JOSE	1	0
07	CEBU	CONSOLACION	LAMAC	1	0
09	BASILAN	ISABELA CITY	TABUK (POB.)	1	0
	ZAMBOANGA DEL SUR	ZAMBOANGA CITY	AYALA	1	0
			TALON-TALON	1	0
			TUMAGA	1	0
	ZAMBOANGA SIBUGAY	KABASALAN	BUAYAN	1	0
			GACBUSAN	1	0
			unspecified	1	0
		MALANGAS	REBOCON	1	0
10	MISAMIS ORIENTAL	MANTICAO	POBLACION	1	0
11	DAVAO DEL NORTE	ISLAND GARDEN CITY OF SAMAL	SAN ISIDRO (BABAK)	1	0
ARMM	BASILAN	ISABELA CITY	UNGKAYA PUKAN	1	0
		LAMITAN CITY	COLONIA	1	0
			MATATAG	1	0
		TIPO-TIPO	BOHE-PAHUH	1	0
	TAWI-TAWI	BONGAO	LAMION	1	0
NCR	METRO MANILA	CALOOCAN CITY	BAGONG BARRIO	1	0
		MANILA CITY	BARANGAY 649	1	0
			TONDO	1	0
PHILIPPINES				28	0



January 1 – July 29, 2017

Epidemiology Bureau
 Public Health Surveillance Division

CONFIRMED RUBELLA CASES PHILIPPINES, JANUARY 1 - JULY 29, 2017 (n=325)					
REGION	PROVINCE	MUNCITY	BARANGAY	NO. OF CASES as of MW1-29	NO. OF NEW CASES (MW30)
01	ILOCOS SUR	SAN ESTEBAN	POBLACION	1	0
		SAN VICENTE	SAN SEBASTIAN	1	0
		SANTA	BANAOANG	1	0
		VIGAN CITY	BARANGAY VII	1	0
			NAGSANGALAN	1	0
	LA UNION	ARINGAY	SANTA RITA EAST	1	0
		BANGAR	CADAPLI	1	0
		BAUANG	BACCUIT SUR	1	0
			PAYOCPOC NORTE ESTE	1	0
			PAYOCPOC SUR	2	0
		SAN FERNANDO CITY	BAGBAG	1	0
			BARANGAY I (POB.)	1	0
			CARLATAN	1	0
			LINGSAT	1	0
		SUDIPEN	SAN FRANCISCO SUR	1	0
	PANGASINAN	BINMALEY	GAYAMAN	1	0
		DAGUPAN CITY	BONUAN BOQUIG	1	0
			BONUAN GUESSET	1	0
			COLDIT	1	0
			LUCAO	1	0
			MACARANG	1	0
			MANGIN	1	0
			NAGUILAYAN	1	0
		MANAOAG	BABASIT	1	0
		SANTA BARBARA	MANINGDING	1	0
		URDANETA CITY	TULIAO	1	0
			NANCAMALIRAN WEST	1	0
02	ISABELA	CAUAYAN CITY	SAN LUIS	1	0
		SAN AGUSTIN	LAOAG	1	0
		SANTIAGO CITY	SAGANA	1	0
	AURORA	MARIA AURORA	DECOLIAT	1	0
03	BATAAN	MARIVELES	ALASASIN	1	0
			BALON-ANITO	1	0
			CAMAYA	2	0
		ORION	ARELLANO (POB.)	1	0
			GENERAL LIM (KAPUT)	1	0
	BULACAN	BALIUAG	SABANG	1	0
		CALUMPIT	PALIMBANG	1	0
		MALOLOS CITY	SAN VICENTE	1	0
			SANTO ROSARIO	1	0
		MARILAO	CAMANSI PRENZA III	1	0
			LAMBAKIN	1	0
		SANTA MARIA	SAN GABRIEL	1	0
			SAN ROQUE	1	0
	NUEVA ECIJA	CABANATUAN CITY	M.S. GARCIA	1	0
		SAN ANTONIO	PAPAYA	1	0
		SCIENCE CITY OF MUÑOZ	POBLACION NORTH	1	0
	PAMPANGA	MABALACAT CITY	AIRFORCE CITY	3	0
		SANTA ANA	SANTA MARIA	1	0
		SASMUAN	SAN PEDRO	1	0
	TARLAC	LA PAZ	DUMARAIS	1	0
		TARLAC CITY	CUT-CUT II	1	0
	ZAMBALES	BOTOLAN	PORAC	1	0
		CANDELARIA	MALABON	1	0
		IBA	PALANGINAN	1	0
		SANTA CRUZ	NAULO	1	0
		SUBIC	ILWAS (POB.)	1	0



January 1 – July 29, 2017

Epidemiology Bureau
Public Health Surveillance Division

CONFIRMED RUBELLA CASES PHILIPPINES, JANUARY 1 - JULY 29, 2017 (n=325)					
REGION	PROVINCE	MUNCITY	BARANGAY	NO. OF CASES as of MW1-29	NO. OF NEW CASES (MW30)
04A	BATANGAS	BATANGAS CITY	BARANGAY 15 (POB.)	1	0
			BARANGAY 18 (POB.)	1	0
			BARANGAY 19	1	0
			BARANGAY 20 (POB.)	1	0
			CONCEPCION	1	0
			DUMANTAY	1	0
			KUMINTANG ILAYA	2	0
			MAHACOT KANLURAN	1	0
			PALLOCAN KANLURAN	5	0
			PALLOCAN SILANGAN	1	0
			PINAMUCAN IBABA	1	0
			SAN ISIDRO	1	0
			SAN MIGUEL	1	0
			SANTO DOMINGO	1	0
			SIMLONG	1	0
			TABANGAO DAO	1	0
			TALAHIB PANDAYAN	1	0
			TINGA LABAK	1	0
		LIPA CITY	BANAYBANAY	1	0
			MATAAS NA LUPA	1	0
			MUNTING PULO	2	0
			POBLACION BARANGAY 2	1	0
			SAMPAGUITA	1	0
		ROSARIO	ITLUGAN	1	0
		SAN JOSE	BANAYBANAY II	2	0
			CALANSAYAN	1	0
			MAHABANG PARANG	1	0
		SAN LUIS	SAN ANTONIO	1	0
		SAN PASCUAL	SANTO NIÑO	1	0
		TAYSAN	MABAYABAS	1	0
	CAVITE	BACOOR CITY	MOLINO III	1	0
		DASMARIÑAS CITY	BUROL I	1	0
			H-2	2	0
			MANGAS I	1	0
			MAYPAJO	1	0
			SALAWAG	2	0
			SAN ANTONIO DE PADUA I	1	0
			SAN DIONISIO (BARANGAY 1)	1	0
			SAN FRANCISCO I	1	0
			SAN ISIDRO LABRADOR I	1	0
			SAN JUAN (SAN JUAN I)	1	0
			SAN LORENZO RUIZ II	1	0
			SAN LUIS II	1	0
			SAN NICOLAS I	1	0
			SAN NICOLAS IV	1	0
			SANTA CRUZ I	1	0
			SANTA FE	1	0
			SANTA LUCIA (SAN JUAN II)	1	0
			SANTA MARIA (BARANGAY 20)	1	0
			VICTORIA REYES	2	0
		GENERAL TRIAS	SANTIAGO	1	0
		IMUS CITY	MALAGASANG II-G	1	0
			TANZANG LUMA II	1	0
		SILANG	BIGA I	1	0
			SAN VICENTE II	1	0
		TANZA	AMAYA III	1	0
			BIWAS	1	0
			CALIBUYO	1	0
		TERNATE	SAPANG I	1	0
	LAGUNA	NAGCARLAN	MARAVILLA	1	0
		SAN PABLO CITY	SAN GABRIEL	1	0
		SAN PEDRO	SAN VICENTE	1	0



January 1 – July 29, 2017

Epidemiology Bureau
 Public Health Surveillance Division

CONFIRMED RUBELLA CASES PHILIPPINES, JANUARY 1 - JULY 29, 2017 (n=325)					
REGION	PROVINCE	MUNCITY	BARANGAY	NO. OF CASES as of MW1-29	NO. OF NEW CASES (MW30)
04A	QUEZON	LOPEZ	<i>unspecified</i>	1	0
		LUCENA CITY	IBABA IYAM	1	0
	RIZAL	ANTIPOLO CITY	DELA PAZ (POB.)	1	0
			SAN ISIDRO (POB.)	1	0
		TAYTAY	SAN JUAN	1	0
MIMAROPA	PALAWAN	PUERTO PRINCESA CITY	PRINZA	1	0
05	CAMARINES NORTE	LABO	SAN MIGUEL	1	0
	SORSOGON	SORSOGON CITY	MALATAP	2	0
06	AKLAN		SAN JUAN	1	0
		ALTAVAS	DALIPDIP	1	0
		BALETE	FELICIANO	1	0
		BANGA	TABA-AO	1	0
			TABAYON	1	0
		BATAN	CAMALIGAN	1	0
			MAMBUQUIAO	1	0
		BURUANGA	HABANA	1	0
			MAYAPAY	1	0
			TAG-OSIP	13	0
		IBAJAY	MALOCO	1	0
		KALIBO	AGBANAWAN	1	0
			CABAYUGAN	1	0
			DUMAGUIT	1	0
			LUPO	1	0
			OLD BUSWANG	1	0
			POBLACION	1	0
			WALOOK	1	0
			<i>unspecified</i>	1	0
		LEZO	BIGA-A	0	1
			IBAO	1	0
		MAKATO	EAST LIBANA	0	1
			LIBANG	1	0
		MALAY	BALABAG	1	0
			MANOC-MANOC	3	0
		NEW WASHINGTON	DUMAGUIT	1	0
		NUMANCIA	JOYAO-JOYAO	1	0
		TANGALAN	AFGA	1	0
			PUMOT	0	1
			TONDOG	2	0
	ANTIQUÉ	PANDAN	DUMROG	1	0
	CAPIZ	TAPAZ	POBLACION	1	0
	GUIMARAS	BUENAVISTA	SAWANG	1	0
	ILOILO	ILOILO CITY	NORTH FUNDIDOR	1	0
			PAVIA	1	0
		PASSI CITY	MAN-IT	1	0
		SAN ENRIQUE	CAMIRI	1	0
07	CEBU	CEBU CITY	PUNTA PRINCESA	2	0
		COMPOSTELA	LUPA	1	0
		MANDAUE CITY	TABOK	1	0
08	BILIRAN	KAWAYAN	POBLACION	1	0
	NORTHERN SAMAR	SAN ANTONIO	DALUPIRIT	18	0
			MANRAYA	10	0
			PILAR	5	0
			SAN NICOLAS	4	0
			VINISITAHAN	2	0
	SAMAR	CATBALOGAN	MAULONG	1	0
09	ZAMBOANGA DEL NORTE	DIPOLOG CITY	MIPUTAK (POB.)	1	0
	ZAMBOANGA DEL SUR	ZAMBOANGA CITY	BALIWASAN	1	0
			TALON-TALON	1	0



January 1 – July 29, 2017

Epidemiology Bureau
 Public Health Surveillance Division

CONFIRMED RUBELLA CASES PHILIPPINES, JANUARY 1 - JULY 29, 2017 (n=325)					
REGION	PROVINCE	MUNCITY	BARANGAY	NO. OF CASES as of MW1-29	NO. OF NEW CASES (MW30)
10	LANAO DEL NORTE	ILIGAN CITY	DATU SABER	1	0
	MISAMIS OCCIDENTAL	OZAMIS CITY	MALAU BANG	1	0
		TANGUB CITY	BARANGAY VII - UPPER POLAO (POB.)	1	0
	MISAMIS ORIENTAL	CAGAYAN DE ORO CITY	CARMEN	1	0
			PATAG	1	0
			CABALANTIAN	1	0
11	COMPOSTELA VALLEY	MARAGUSAN	MARAGUSAN (POB.)	1	0
	DAVAO DEL NORTE	KAPALONG	GUPITAN	1	0
		TAGUM CITY	TIBAL-OG (POB.)	1	0
	DAVAO DEL SUR	MALALAG	POBLACION	1	0
		GENERAL SANTOS CITY	FATIMA	1	0
12	SOUTH COTABATO	SURALLAH	RIZAL POBLACION	1	0
ARMM	LANAO DEL SUR	MARAWI CITY	MARINAUT	1	0
CAR	APAYAO	PUDTOL	SWAN	1	0
	BENGUET	ATOK	ABIANG	1	0
		BAGUIO CITY	A. BONIFACIO-CAGUIOA-RIMANDO (ABCR)	1	0
			AMBIONG	3	0
			AURORA HILL	4	0
			BROOKESIDE	1	0
			CABINET HILL-TEACHER'S CAMP	1	0
			CAMP 7	1	0
			CAMP ALLEN	1	0
			CITY CAMP CENTRAL	1	0
			ENGINEER'S HILL	1	0
			HAPPY HOLLOW	1	0
			HONEYMOON (HONEYMOON-HOLY GHOST)	4	0
			PACDAL	1	0
			PADRE BURGOS	1	0
			POLIWES	2	0
			RIMANDO ROAD	1	0
			SAINT JOSEPH VILLAGE	1	0
			SALUD MITRA	1	0
			SAN CARLOS HEIGHTS	1	0
			SAN LUIS VILLAGE	1	0
			SANITARY CAMP, NORTH	1	0
			SANTO TOMAS PROPER	2	0
			UPPER QM	1	0
			UPPER WEST QUIRINO HILL	1	0
		ITOGON	LOACAN	1	0
		LA TRINIDAD	AMBIONG	2	0
			PICO	1	0



January 1 – July 29, 2017

Epidemiology Bureau
 Public Health Surveillance Division

CONFIRMED RUBELLA CASES PHILIPPINES, JANUARY 1 - JULY 29, 2017 (n=325)					
REGION	PROVINCE	MUNCITY	BARANGAY	NO. OF CASES as of MW1-29	NO. OF NEW CASES (MW30)
NCR	METRO MANILA	CALOOCAN CITY	BARANGAY 170	1	0
			BARANGAY 179	1	0
		LAS PIÑAS CITY	TALON SINGKO	1	0
		MAKATI CITY	PITOGO	1	0
		MALABON CITY	TONSUYA	1	0
		MANILA CITY	BARANGAY 399	1	0
			BINONDO	1	0
			BRGY. 33	1	0
			HABITAT BASECO	1	0
			OLD SITE BASECO	1	0
			PACO	1	0
			SAMPALOC	1	0
			SANTA CRUZ	2	0
			BARRIO BANANA	1	0
		PARAÑAQUE CITY	DON GALO	1	0
			SAN DIONISIO	1	0
		PASAY CITY	BRGY. 145	1	0
		QUEZON CITY	CENTRAL	1	0
			MARIANA	1	0
			PAYATAS	1	0
			PROJECT 4	2	0
		SAN JUAN CITY	ONSE	2	0
			WEST CRAME	3	0
NIR	NEGROS OCCIDENTAL	ENRIQUE B. MAGALONA	POBLACION II (BARANGAY 2)	1	0
		VALLADOLID	DOLDOL	1	0
	NEGROS ORIENTAL	DUMAGUETE CITY	POBLACION NO. 8 (BARANGAY 8)	1	0
PHILIPPINES				322	3