



January 1 – July 22, 2017

Epidemiology Bureau
Public Health Surveillance Division

TABLE 1. SUMMARY OF CASES

VPD	2017		2016		% Change
	Reported	Confirmed	Reported	Confirmed	
Measles	1,910	28	1,249	48	↓ -41.67
Rubella		322		84	↑ 283.33

MEASLES-RUBELLA CASES

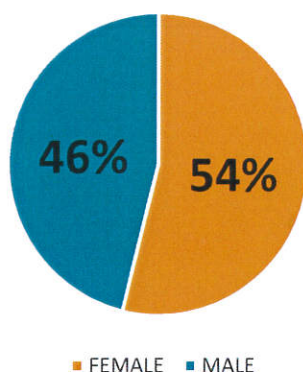
A total of 1,910 suspect measles-rubella cases were reported nationwide from January 1 to July 22, 2017. Of these, 1,326 (69.42%) were tested. Among the suspect cases, 28 (1.47%) cases were classified as **laboratory confirmed measles** while 322 (16.86%) cases were classified as **laboratory confirmed or epidemiologically-linked confirmed rubella**. Currently, there were no reported deaths among the confirmed measles-rubella cases. Figure 1 shows the trend of measles-rubella cases by morbidity week.

Figure 2 shows the distribution of cases among regions. Region IVA has the highest number of confirmed measles-rubella cases (83, 23.71%) followed by Region VI (48, 13.71%) and Region VIII (41, 11.71%).

Profile of Cases: MEASLES

Fifteen (54%) of the confirmed measles cases were female (Figure 3). Most (10, 35.71%) of the cases belong to the 9-11 month old age group. Half (14, 50%) of the cases were not vaccinated while 8 (28.57%) cases were vaccinated but with unknown number of doses as shown in Figure 4. Basis of vaccination status is the number of measles-containing vaccine received.

FIGURE 3. CONFIRMED MEASLES CASES BY SEX, PHILIPPINES, JANUARY 1 – JULY 22, 2017 (n=28)



Case counts reported here do NOT represent the final number and are subject to change after inclusion of delayed reports and review of cases.

FIGURE 1. CONFIRMED MEASLES AND RUBELLA CASES BY MORBIDITY WEEK, PHILIPPINES, JANUARY 1 – JULY 22, 2017 (n=350)

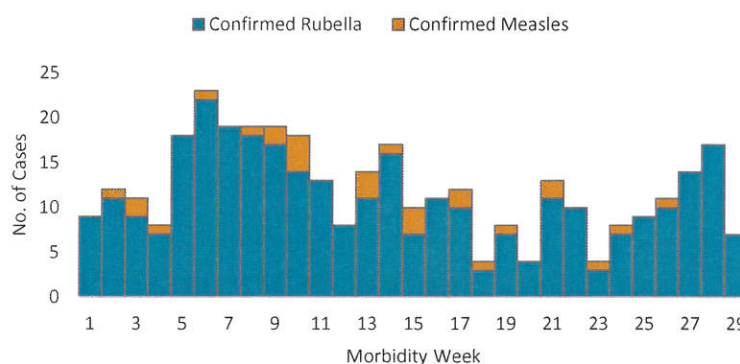
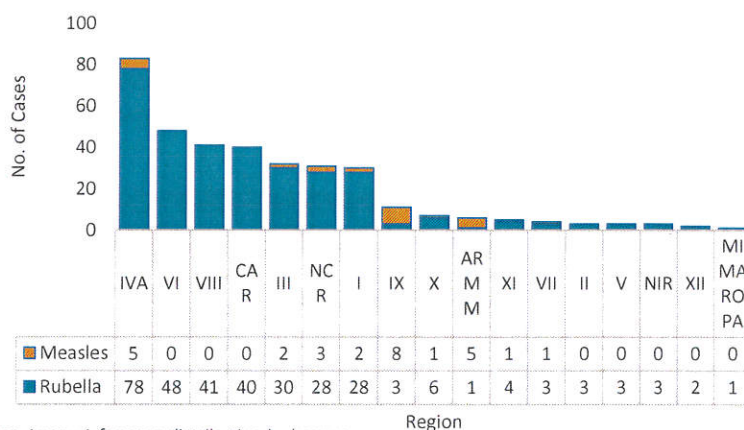
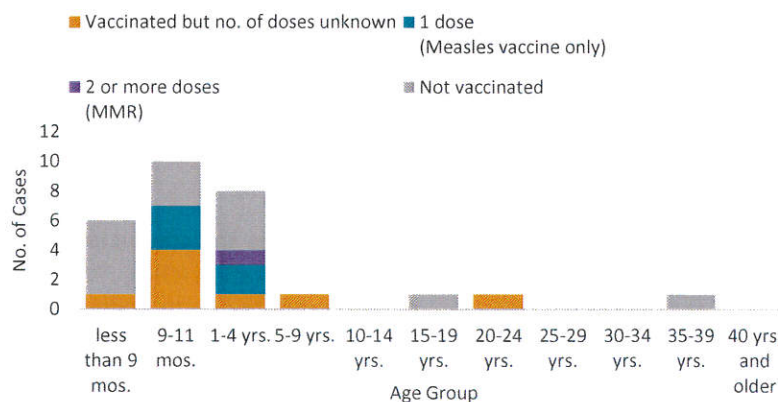


FIGURE 2. CONFIRMED MEASLES AND RUBELLA CASES BY REGION, PHILIPPINES, JANUARY 1 – JULY 22, 2017 (n=350)



see Annex A for case distribution by barangay

FIGURE 4. VACCINATION STATUS OF CONFIRMED MEASLES CASES BY AGE GROUP, PHILIPPINES, JANUARY 1 – JULY 22, 2017 (n=28)





January 1 – July 22, 2017

Epidemiology Bureau
Public Health Surveillance Division

Profile of Cases: RUBELLA

FIGURE 5. CONFIRMED RUBELLA CASES BY SEX, PHILIPPINES, JANUARY 1 –JULY 22, 2017 (n=322)

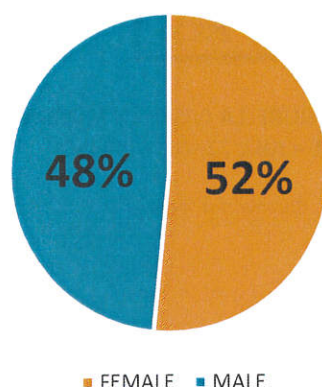
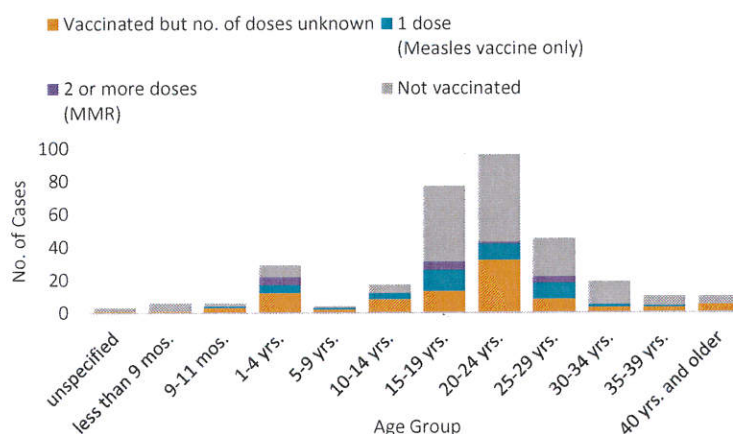


FIGURE 6. VACCINATION STATUS OF CONFIRMED RUBELLA CASES BY AGE GROUP, PHILIPPINES, JANUARY 1 – JULY 22, 2017 (n=322)



Of the confirmed rubella cases, 166 (52%) cases were female (Figure 5). Most (96, 30.09%) of the confirmed rubella cases belong to the 20-24 year old age group, followed by the 15-19 year old age group (77, 24.14%). Majority (169, 52.48%) of the cases were not vaccinated while 91 (28.26%) cases were vaccinated but with unknown number of doses as shown in Figure 6. Basis of vaccination status is the number of measles-containing vaccine received.

Measles and Rubella Clusters :

Three new rubella clusters were identified for morbidity week 29. Fifteen rubella clusters were detected to date for year 2017. These cases were related in terms of place of residences and onset of symptoms, located in the same barangay or identified place of transmission (e.g. school in Northern Samar) and occurred within 4 consecutive weeks. Below are the details of the new clusters:

MW	Region	Province	Muncity	Barangay	Place of Transmission	No. of Confirmed Cases	No. of Suspect Cases
20-22	CAR	Benguet	Baguio City	Aurora Hill	Unknown	2	2
27				Ambiong	Workplace Home/Dormitory	2	1

Clustering of rubella cases was detected in a commercial mall in Kalibo, Aklan. Cases were from different municipalities of Aklan.

MW	Region	Province	Place of Transmission	No. of Confirmed Cases	No. of Suspect Cases
27-29	VI	Aklan	Workplace (Mall)	14	5

Actions taken :

LGU/RHU

- Reported suspect Measles/Rubella cases and conducted case investigation
- Performed Outbreak Response Immunization (ORI)
- Monitored for other possible suspect Measles/Rubella cases



January 1 – July 22, 2017

Epidemiology Bureau
Public Health Surveillance Division

Aklan Provincial Epidemiology Surveillance & Response Unit

- Conducted case investigation, contact tracing and active case finding
- Reported the event to the Regional Epidemiology & Surveillance Unit thru ESR
- Facilitated collection and sending of serum and NPS/OPS specimen to RITM for viral confirmation

PHO Aklan

- Conducted ORI, targeting 9-23 months age group
- Reviewed FIC accomplishment and MMR/MR coverage

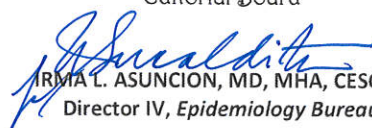
Regional Epidemiology & Surveillance Unit

- Facilitated sending of Rubella laboratory results to APESRU
- Informed the Epidemiology Bureau about the health event
- Provided logistic support


Epidemiology Bureau

- Conducted follow-up on the event thru the RESU
- Coordinated the event with the Family Health Office


Editorial Board


IRMA L. ASUNCION, MD, MHA, CESO IV
Director IV, Epidemiology Bureau


GENESIS MAY J. SAMONTE, MD, MSc, PHSAE
OIC-Division Chief, PHSD


MARIEL A. DEJESA, MD, MPM
Medical Officer IV, PHSD


JUNE CANTATA B. CORPUZ, RN
Nurse III, PIDSR National Coordinator


JEZZA JONATHAN D. CRUCENA, RN
Nurse III, VPDS National Coordinator

ALLAN P. IGNACIO
Statistician II, PHSD



January 1 – July 22, 2017

Epidemiology Bureau
 Public Health Surveillance Division

ANNEX A. CONFIRMED MEASLES AND RUBELLA CASES BY BARANGAY

CONFIRMED MEASLES CASES PHILIPPINES, JANUARY 1 - JULY 22, 2017 (n=28)					
REGION	PROVINCE	MUNCITY	BARANGAY	NO. OF CASES as of MW1-28	NO. OF NEW CASES (MW29)
01	LA UNION	AGOO	SANTA ANA	1	0
	PANGASINAN	DAGUPAN CITY	MAYOMBO	1	0
03	BULACAN	MARILAO	PRENZA I	1	0
	PAMPANGA	LUBAO	SANTA CRUZ	1	0
04A	BATANGAS	LIPA CITY	MARAUOY	1	0
		SAN JOSE	SANTA ANA	1	0
	CAVITE	TANZA	SANJA MAYOR	1	0
	QUEZON	TAYABAS	BAGUIO	1	0
	RIZAL	ANTIPOLO CITY	SAN JOSE	1	0
07	CEBU	CONSOLACION	LAMAC	1	0
09	BASILAN	ISABELA CITY	TABUK (POB.)	1	0
	ZAMBOANGA DEL SUR	ZAMBOANGA CITY	AYALA	1	0
			TALON-TALON	1	0
			TUMAGA	1	0
	ZAMBOANGA SIBUGAY	KABASALAN	BUAYAN	1	0
			GACBUSAN	1	0
			unspecified	1	0
		MALANGAS	REBOCON	1	0
10	MISAMIS ORIENTAL	MANTICAO	POBLACION	1	0
11	DAVAO DEL NORTE	ISLAND GARDEN CITY OF SAMAL	SAN ISIDRO (BABAK)	1	0
ARMM	BASILAN	ISABELA CITY	UNGKAYA PUKAN	1	0
		LAMITAN CITY	COLONIA	1	0
			MATATAG	1	0
		TIPO-TIPO	BOHE-PAHUH	1	0
	TAWI-TAWI	BONGAO	LAMION	1	0
NCR	METRO MANILA	CALOOCAN CITY	BAGONG BARRIO	1	0
		MANILA CITY	BARANGAY 649	1	0
			TONDO	1	0
PHILIPPINES				28	0



January 1 – July 22, 2017

Epidemiology Bureau
 Public Health Surveillance Division

CONFIRMED RUBELLA CASES PHILIPPINES, JANUARY 1 - JULY 22, 2017 (n=322)					
REGION	PROVINCE	MUNCITY	BARANGAY	NO. OF CASES as of MW1-28	NO. OF NEW CASES (MW29)
01	ILOCOS SUR	SAN ESTEBAN	POBLACION	1	0
		SAN VICENTE	SAN SEBASTIAN	1	0
		SANTA	BANAOANG	1	0
		VIGAN CITY	BARANGAY VII	1	0
	LA UNION		NAGSANGALAN	1	0
		ARINGAY	SANTA RITA EAST	1	0
		BANGAR	CADAPLI	1	0
		BAUANG	BACCUIT SUR	1	0
			PAYOCPOC NORTE ESTE	1	0
			PAYOCPOC SUR	1	1
		SAN FERNANDO CITY	BAGBAG	1	0
			BARANGAY I (POB.)	1	0
			CARLATAN	1	0
			LINGSAT	1	0
		SUDIPEN	SAN FRANCISCO SUR	1	0
	PANGASINAN	BINMALEY	GAYAMAN	1	0
		DAGUPAN CITY	BONUAN BOQUIG	1	0
			BONUAN GUESET	1	0
			COLDIT	1	0
			LUCAO	1	0
			MACARANG	1	0
			MANGIN	1	0
			NAGUILAYAN	1	0
		MANAOAG	BABASIT	1	0
		SANTA BARBARA	MANINGDING	1	0
			TULIAO	1	0
		URDANETA CITY	NANCAMALIRAN WEST	1	0
	ISABELA	CAUAYAN CITY	SAN LUIS	1	0
		SAN AGUSTIN	LAOAG	1	0
		SANTIAGO CITY	SAGANA	1	0
03	AURORA	MARIA AURORA	DECOLIAT	1	0
	BATAAN	MARIVELES	ALASASIN	1	0
			BALON-ANITO	1	0
			CAMAYA	2	0
		ORION	ARELLANO (POB.)	1	0
			GENERAL LIM (KAPUT)	1	0
	BULACAN	BALIUAG	SABANG	1	0
		CALUMPIT	PALIMBANG	1	0
		MALOLOS CITY	SAN VICENTE	1	0
			SANTO ROSARIO	1	0
		MARILAO	CAMANSI PRENZA III	1	0
			LAMBAKIN	1	0
		SANTA MARIA	SAN GABRIEL	1	0
			SAN ROQUE	1	0
	NUEVA ECIJA	CABANATUAN CITY	M.S. GARCIA	0	1
		SAN ANTONIO	PAPAYA	1	0
		SCIENCE CITY OF MUÑOZ	POBLACION NORTH	1	0
	PAMPANGA	MABALACAT CITY	AIRFORCE CITY	3	0
		SANTA ANA	SANTA MARIA	1	0
		SASMUAN	SAN PEDRO	1	0
	TARLAC	LA PAZ	DUMARAIS	1	0
		TARLAC CITY	CUT-CUT II	0	1
	ZAMBALES	BOTOLAN	PORAC	1	0
		CANDELARIA	MALABON	1	0
		IBA	PALANGINAN	1	0
		SANTA CRUZ	NAULO	1	0
		SUBIC	ILWAS (POB.)	1	0



January 1 – July 22, 2017

Epidemiology Bureau
 Public Health Surveillance Division

CONFIRMED RUBELLA CASES PHILIPPINES, JANUARY 1 - JULY 22, 2017 (n=322)					
REGION	PROVINCE	MUNCITY	BARANGAY	NO. OF CASES as of MW1-28	NO. OF NEW CASES (MW29)
04A	BATANGAS	BATANGAS CITY	BARANGAY 15 (POB.)	1	0
			BARANGAY 18 (POB.)	1	0
			BARANGAY 19	1	0
			BARANGAY 20 (POB.)	1	0
			CONCEPCION	1	0
			DUMANTAY	1	0
			KUMINTANG ILAYA	2	0
			MAHACOT KANLURAN	0	1
			PALLOCAN KANLURAN	5	0
			PALLOCAN SILANGAN	1	0
			PINAMUCAN IBABA	1	0
			SAN ISIDRO	1	0
			SAN MIGUEL	1	0
			SANTO DOMINGO	1	0
			SIMLONG	1	0
			TABANGAO DAO	1	0
			TALAHIB PANDAYAN	1	0
			TINGA LABAK	1	0
		LIPA CITY	BANAYBANAY	1	0
			MATAAS NA LUPA	0	1
			MUNTING PULO	2	0
			POBLACION BARANGAY 2	1	0
		ROSARIO	SAMPAGUITA	1	0
			ITLUGAN	1	0
		SAN JOSE	BANAYBANAY II	2	0
			CALANSAYAN	1	0
		SAN LUIS	MAHABANG PARANG	1	0
			SAN ANTONIO	1	0
		SAN PASCUAL	SANTO NIÑO	1	0
		TAYSAN	MABAYABAS	1	0
	CAVITE	BACOR CITY	MOLINO III	1	0
		DASMARIÑAS CITY	BUROL I	1	0
			H-2	2	0
			MANGAS I	1	0
			MAYPAJO	1	0
			SALAWAG	2	0
			SAN ANTONIO DE PADUA I	1	0
			SAN DIONISIO (BARANGAY 1)	1	0
			SAN FRANCISCO I	1	0
			SAN ISIDRO LABRADOR I	1	0
			SAN JUAN (SAN JUAN I)	1	0
			SAN LORENZO RUIZ II	1	0
			SAN LUIS II	1	0
			SAN NICOLAS I	1	0
			SAN NICOLAS IV	1	0
			SANTA CRUZ I	1	0
			SANTA FE	1	0
			SANTA LUCIA (SAN JUAN II)	1	0
			SANTA MARIA (BARANGAY 20)	1	0
			VICTORIA REYES	2	0
		GENERAL TRIAS	SANTIAGO	1	0
		IMUS CITY	MALAGASANG II-G	1	0
			TANZANG LUMA II	1	0
		SILANG	BIGA I	1	0
			SAN VICENTE II	1	0
		TANZA	AMAYA III	1	0
			BIWAS	1	0
			CALIBUYO	1	0
		TERNATE	SAPANG I	1	0
	LAGUNA	NAGCARLAN	MARAVILLA	1	0
		SAN PABLO CITY	SAN GABRIEL	1	0
		SAN PEDRO	SAN VICENTE	1	0



January 1 – July 22, 2017

Epidemiology Bureau
Public Health Surveillance Division

CONFIRMED RUBELLA CASES PHILIPPINES, JANUARY 1 - JULY 22, 2017 (n=322)					
REGION	PROVINCE	MUNCITY	BARANGAY	NO. OF CASES as of MW1-28	NO. OF NEW CASES (MW29)
04A	QUEZON	LOPEZ	unspecified	1	0
		LUCENA CITY	IBABA IYAM	1	0
	RIZAL	ANTIPOLO CITY	DELA PAZ (POB.)	1	0
			SAN ISIDRO (POB.)	1	0
		TAYTAY	SAN JUAN	1	0
		TERESA	PRINZA	1	0
MIMAROPA	PALAWAN	PUERTO PRINCESA CITY	SAN MIGUEL	1	0
05	CAMARINES NORTE	LABO	MALATAP	2	0
	SORSOGON	SORSOGON CITY	SAN JUAN	1	0
06	AKLAN	ALTAVAS	DALIPDIP	0	1
		BALETE	FELICIANO	0	1
		BANGA	TABA-AO	0	1
			TABAYON	0	1
		BATAN	CAMALIGAN	0	1
			MAMBUQUIAO	0	1
		BURUANGA	HABANA	1	0
			MAYAPAY	1	0
			TAG-OSIP	13	0
		IBAJAY	MALOCO	0	1
		KALIBO	AGBANAWAN	0	1
			CABAYUGAN	0	1
			DUMAGUIT	0	1
			LUPO	0	1
			OLD BUSWANG	0	1
			POBLACION	0	1
			WALOOK	0	1
			unspecified	0	1
		LEZO	IBAO	0	1
		MAKATO	LIBANG	0	1
		MALAY	BALABAG	1	0
			MANOC-MANOC	2	1
		NEW WASHINGTON	DUMAGUIT	0	1
		NUMANCIA	JOYAO-JOYAO	0	1
		TANGALAN	AFGA	1	0
			TONDOG	1	1
	ANTIQUE	PANDAN	DUMROG	0	1
	CAPIZ	TAPAZ	POBLACION	1	0
	GUIMARAS	BUENAVISTA	SAWANG	1	0
	ILOILO	ILOILO CITY	NORTH FUNDIDOR	0	1
			PAVIA	0	1
		PASSI CITY	MAN-IT	1	0
		SAN ENRIQUE	CAMIRI	1	0
07	CEBU	CEBU CITY	PUNTA PRINCESA	2	0
		COMPOSTELA	LUPA	1	0
		MANDAUE CITY	TABOK	1	0
08	BILIRAN	KAWAYAN	POBLACION	1	0
	NORTHERN SAMAR	SAN ANTONIO	DALUPIRIT	18	0
			MANRAYA	10	0
			PILAR	5	0
			SAN NICOLAS	4	0
			VINISITAHAN	2	0
SAMAR	CATBALOGAN	MAULONG	1	0	
09	ZAMBOANGA DEL NORTE	DIPOLOG CITY	MIPUTAK (POB.)	1	0
	ZAMBOANGA DEL SUR	ZAMBOANGA CITY	BALIWASAN	1	0
			TALON-TALON	1	0
10	LANAO DEL NORTE	ILIGAN CITY	DATU SABER	0	1
	MISAMIS OCCIDENTAL	OZAMIS CITY	MALAUABANG	1	0
		TANGUB CITY	BARANGAY VII - UPPER POLAO (POB.)	1	0
	MISAMIS ORIENTAL	CAGAYAN DE ORO CITY	CARMEN	0	1
			PATAG	1	0
		MANTICAO	CABALANTIAN	0	1



January 1 – July 22, 2017

Epidemiology Bureau
 Public Health Surveillance Division

CONFIRMED RUBELLA CASES PHILIPPINES, JANUARY 1 - JULY 22, 2017 (n=322)					
REGION	PROVINCE	MUNCITY	BARANGAY	NO. OF CASES as of MW1-28	NO. OF NEW CASES (MW29)
11	COMPOSTELA VALLEY	MARAGUSAN	MARAGUSAN (POB.)	1	0
	DAVAO DEL NORTE	KAPALONG	GUPITAN	1	0
		TAGUM CITY	TIBAL-OG (POB.)	1	0
	DAVAO DEL SUR	MALALAG	POBLACION	0	1
12	SOUTH COTABATO	GENERAL SANTOS CITY	FATIMA	1	0
		SURALLAH	RIZAL POBLACION	1	0
ARMM	LANAO DEL SUR	MARAWI CITY	MARINAUT	1	0
CAR	BENGUET	APAYAO	PUDTOL	1	0
		BAGUIO CITY	ATOK	1	0
			ABIANG	1	0
			A. BONIFACIO-CAGUIOA-RIMANDO (ABCR)	1	0
			AMBIONG	2	1
			AURORA HILL	3	1
			BROOKESIDE	1	0
			CABINET HILL-TEACHER'S CAMP	1	0
			CAMP 7	1	0
			CAMP ALLEN	1	0
			CITY CAMP CENTRAL	1	0
			ENGINEER'S HILL	1	0
			HAPPY HOLLOW	0	1
			HONEYMOON (HONEYMOON-HOLY GHOST)	2	2
			PACDAL	1	0
			PADRE BURGOS	1	0
			POLIWES	2	0
			RIMANDO ROAD	1	0
			SAINT JOSEPH VILLAGE	0	1
			SALUD MITRA	0	1
			SAN CARLOS HEIGHTS	1	0
			SAN LUIS VILLAGE	1	0
			SANITARY CAMP, NORTH	1	0
			SANTO TOMAS PROPER	2	0
			UPPER QM	1	0
			UPPER WEST QUIRINO HILL	1	0
		ITOGON	LOACAN	1	0
		LA TRINIDAD	AMBIONG	1	1
			PICO	1	0
NCR	METRO MANILA	CALOOCAN CITY	BARANGAY 170	1	0
			BARANGAY 179	1	0
		LAS PIÑAS CITY	TALON SINGKO	1	0
		MAKATI CITY	PITOGO	1	0
		MALABON CITY	TONSUYA	1	0
			BARANGAY 399	1	0
			BINONDO	1	0
			BRGY. 33	1	0
			HABITAT BASECO	1	0
			OLD SITE BASECO	1	0
			PACO	1	0
			SAMPALOC	1	0
			SANTA CRUZ	2	0
			BARRIO BANANA	1	0
			DON GALO	1	0
			SAN DIONISIO	1	0
		PARAÑAQUE CITY	BRGY. 145	1	0
			CENTRAL	1	0
			MARIANA	1	0
		PASAY CITY	PAYATAS	1	0
			PROJECT 4	2	0
			ONSE	2	0
		SAN JUAN CITY	WEST CRAME	3	0
NIR	NEGROS OCCIDENTAL	ENRIQUE B. MAGALONA	POBLACION II (BARANGAY 2)	1	0
		VALLADOLID	DOLDOL	1	0
	NEGROS ORIENTAL	DUMAGUETE CITY	POBLACION NO. 8 (BARANGAY 8)	1	0
PHILIPPINES				281	41