



January 1 – July 8, 2017

Epidemiology Bureau
Public Health Surveillance Division

TABLE 1. SUMMARY OF CASES

VPD	2017		2016		% Change
	Reported	Confirmed	Reported	Confirmed	
Measles	1,636	26	1,140	47	↓ -44.68
Rubella		273		82	↑ 232.93

MEASLES-RUBELLA CASES

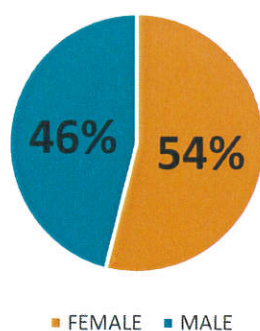
A total of 1,636 suspect measles-rubella cases were reported nationwide from January 1 to July 8, 2017. Of these, 1,159 (70.89%) were tested. Among the suspect cases, **26** (1.59%) cases were classified as **laboratory confirmed measles** while **273** (16.70%) cases were classified as **laboratory confirmed or epidemiologically-linked confirmed rubella**. Currently, there were no reported deaths among the confirmed measles-rubella cases. Figure 1 shows the trend of measles-rubella cases by morbidity week.

Figure 2 shows the distribution of cases among regions. Region IVA has the highest number of confirmed measles-rubella cases (81, 27.09%) followed by Region VIII (41, 13.71%), CAR and NCR (31 per region, 10.37% each).

Profile of Cases: MEASLES

Fourteen (54%) of the confirmed measles cases were female (Figure 3). Majority (38.46%) of the cases belonged to the 9-11 month old age group. Thirteen (50%) cases were not vaccinated while 8 (30.77%) cases were vaccinated but with unknown number of doses as shown in Figure 4. Basis of vaccination status is the number of measles-containing vaccine received.

FIGURE 3. CONFIRMED MEASLES CASES BY SEX, PHILIPPINES, JANUARY 1 – JULY 8, 2017 (n=26)



Case counts reported here do NOT represent the final number and are subject to change after inclusion of delayed reports and review of cases.

FIGURE 1. CONFIRMED MEASLES AND RUBELLA CASES BY MORBIDITY WEEK, PHILIPPINES, JANUARY 1 – JULY 8, 2017 (n=299)

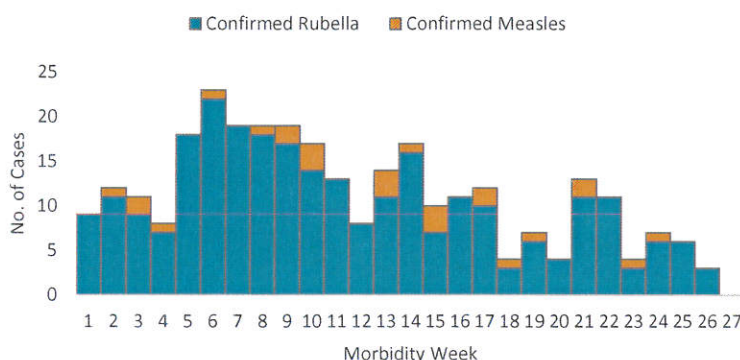
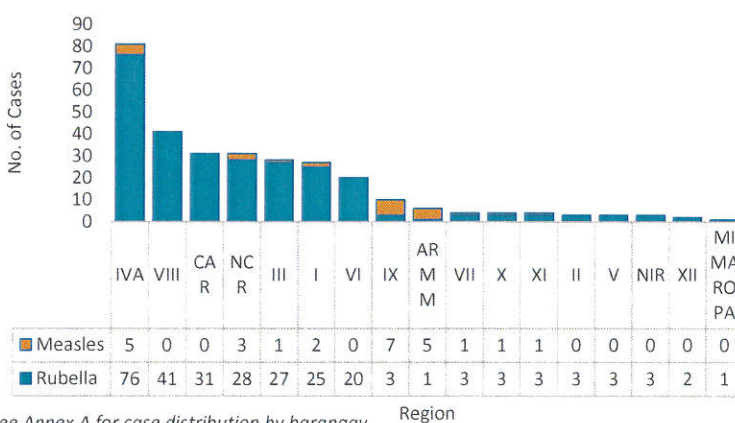
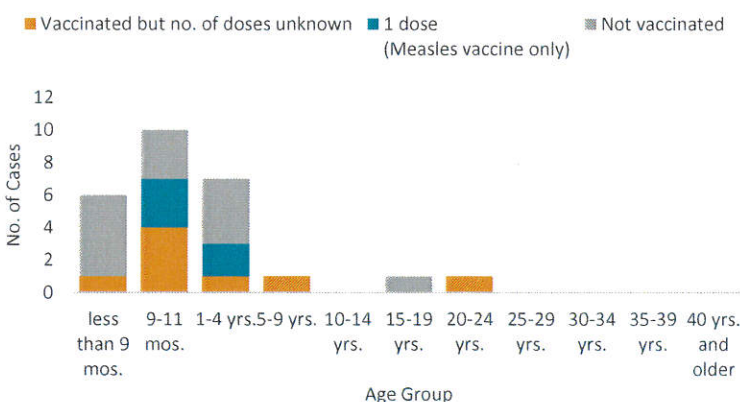


FIGURE 2. CONFIRMED MEASLES AND RUBELLA CASES BY REGION, PHILIPPINES, JANUARY 1 – JULY 8, 2017 (n=299)



see Annex A for case distribution by barangay

FIGURE 4. VACCINATION STATUS OF CONFIRMED MEASLES CASES BY AGE GROUP, PHILIPPINES, JANUARY 1 – JULY 8, 2017 (n=26)





January 1 – July 8, 2017

Epidemiology Bureau
Public Health Surveillance Division

Profile of Cases: RUBELLA

FIGURE 5. CONFIRMED RUBELLA CASES BY SEX, PHILIPPINES, JANUARY 1 –JULY 8, 2017 (n=273)

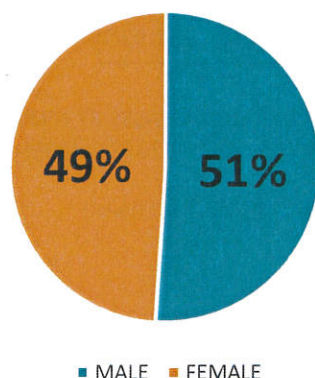
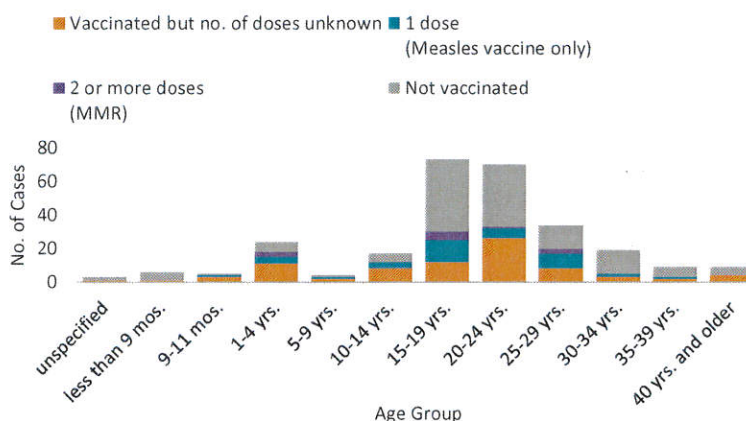


FIGURE 6. VACCINATION STATUS OF CONFIRMED RUBELLA CASES BY AGE GROUP, PHILIPPINES, JANUARY 1 – JULY 8, 2017 (n=273)



Of the confirmed rubella cases, 139 (51%) cases were male (Figure 5). Most (27.04%) of the confirmed rubella cases belonged to the 15-19 year old age group, followed by the 20-24 year old age group (25.93%). Majority (50.92%) of the cases were not vaccinated while 81 (29.67%) cases were vaccinated but with unknown number of doses as shown in Figure 6. Basis of vaccination status is the number of measles-containing vaccine received.

Measles and Rubella Clusters :

Two new rubella clusters were identified for morbidity week 27. Twelve rubella clusters were detected to date for year 2017. These cases were related in terms of place of residences and onset of symptoms, located in the same barangay or identified place of transmission (e.g. school in Northern Samar) and occurred within 4 consecutive weeks. Below is the list of the new clusters:

MW	Region	Province	Muncity	Barangay	Place of Transmission	No. of Confirmed Cases	No. of Suspect Cases
22-24	CAR	Benguet	Baguio City	Honeymoon (Honeymoon-Holy Ghost)	Barangay	2	1
22-24	CAR	Benguet	Baguio City	Pacdal	Barangay/Community	2	0

Editorial Board

Irma L. Asuncion
IRMA L. ASUNCION, MD, MHA, CESO IV
Director IV, Epidemiology Bureau

Genesis May J. Samonte
GENESIS MAY J. SAMONTE, MD, MSc, PHSAE
OIC-Division Chief, PHSD

Mariel A. Dejesa
MARIEL A. DEJESA, MD, MPM
Medical Officer IV, PHSD

June Cantata B. Corpuz
JUNE CANTATA B. CORPUZ, RN
Nurse III, PIDSR National Coordinator

Jeza Jonah D. Crucena
JEZA JONAH D. CRUCENA, RN
Nurse III, VPDS National Coordinator

Allan P. Ignacio
ALLAN P. IGNACIO
Statistician II, PHSD



January 1 – July 8, 2017

Epidemiology Bureau
 Public Health Surveillance Division

ANNEX A. CONFIRMED MEASLES AND RUBELLA CASES BY BARANGAY

CONFIRMED MEASLES CASES PHILIPPINES, JANUARY 1 - JULY 8, 2017 (n=26)					
REGION	PROVINCE	MUNCITY	BARANGAY	NO. OF CASES as of MW1-26	NO. OF NEW CASES (MW27)
01	LA UNION	AGOO	SANTA ANA	1	0
	PANGASINAN	DAGUPAN CITY	MAYOMBO	1	0
03	PAMPANGA	LUBAO	SANTA CRUZ	1	0
04A	BATANGAS	LIPA CITY	MARAUOY	1	0
		SAN JOSE	SANTA ANA	1	0
	CAVITE	TANZA	SANJA MAYOR	1	0
	QUEZON	TAYABAS	BAGUIO	1	0
	RIZAL	ANTIPOLO CITY	SAN JOSE	1	0
07	CEBU	CONSOLACION	LAMAC	0	1
09	BASILAN	ISABELA CITY	TABUK (POB.)	0	1
	ZAMBOANGA DEL SUR	ZAMBOANGA CITY	AYALA	1	0
			TALON-TALON	1	0
			TUMAGA	1	0
	ZAMBOANGA SIBUGAY	KABASALAN	BUAYAN	1	0
			<i>unspecified</i>	1	0
		MALANGAS	REBOCON	1	0
10	MISAMIS ORIENTAL	MANTICAO	POBLACION	1	0
11	DAVAO DEL NORTE	ISLAND GARDEN CITY OF SAMAL	SAN ISIDRO (BABAK)	1	0
ARMM	BASILAN	ISABELA CITY	UNGKAYA PUKAN	0	1
		LAMITAN CITY	COLONIA	1	0
			MATATAG	1	0
	TAWI-TAWI	TIPO-TIPO	BOHE-PAHUH	1	0
		BONGAO	LAMION	1	0
NCR	METRO MANILA	CALOOCAN CITY	BAGONG BARRIO	1	0
		MANILA CITY	BARANGAY 649	1	0
			TONDO	1	0
PHILIPPINES				23	3



January 1 – July 8, 2017

Epidemiology Bureau
Public Health Surveillance Division

CONFIRMED RUBELLA CASES PHILIPPINES, JANUARY 1 - JULY 8, 2017 (n=273)					
REGION	PROVINCE	MUNCITY	BARANGAY	NO. OF CASES as of MW1-26	NO. OF NEW CASES (MW27)
01	ILOCOS SUR	SAN ESTEBAN	POBLACION	0	1
		SAN VICENTE	SAN SEBASTIAN	1	0
		SANTA	BANAOANG	1	0
		VIGAN CITY	BARANGAY VII	1	0
	LA UNION	ARINGAY	NAGSANGALAN	1	0
			SANTA RITA EAST	1	0
		BANGAR	CADAPLI	1	0
			BACCUIT SUR	1	0
		BAUANG	PAYOCPOC NORTE ESTE	1	0
			PAYOCPOC SUR	1	0
			BAGBAG	1	0
			BARANGAY I (POB.)	1	0
		SAN FERNANDO CITY	CARLATAN	1	0
			LINGSAT	1	0
	PANGASINAN	BINMALEY	GAYAMAN	1	0
		DAGUPAN CITY	BONUAN BOQUIG	1	0
			BONUAN GUESET	1	0
			LUCAO	1	0
			MANGIN	1	0
			NAGUILAYAN	1	0
		MANAOAG	BABASIT	1	0
		MANGATAREM	MACARANG	1	0
		SANTA BARBARA	MANINGDING	0	1
			TULIAO	1	0
		URDANETA CITY	NANCAMALIRAN WEST	1	0
02	ISABELA	CAUAYAN CITY	SAN LUIS	1	0
		SAN AGUSTIN	LAOAG	1	0
		SANTIAGO CITY	SAGANA	1	0
03	AURORA	MARIA AURORA	DECOLIAT	1	0
	BATAAN	MARIVELES	ALASASIN	1	0
			BALON-ANITO	1	0
			CAMAYA	2	0
		ORION	ARELLANO (POB.)	1	0
			GENERAL LIM (KAPUT)	1	0
	BULACAN	BALIUAG	SABANG	1	0
		CALUMPIT	PALIMBANG	1	0
		MALOLOS CITY	SAN VICENTE	1	0
			SANTO ROSARIO	1	0
		MARILAO	CAMANSI PRENZA III	1	0
			LAMBAKIN	1	0
	NUEVA ECIJA	SANTA MARIA	SAN GABRIEL	1	0
		SAN ANTONIO	PAPAYA	1	0
		SCIENCE CITY OF MUÑOZ	POBLACION NORTH	0	1
	PAMPANGA	MABALACAT CITY	AIRFORCE CITY	3	0
		SANTA ANA	SANTA MARIA	1	0
		SASMUAN	SAN PEDRO	1	0
	TARLAC	LA PAZ	DUMARAIS	1	0
	ZAMBALES	BOTOLAN	PORAC	1	0
		CANDELARIA	MALABON	1	0
		IBA	PALANGINAN	1	0
		SANTA CRUZ	NAULO	1	0
		SUBIC	ILWAS (POB.)	1	0
04A	BATANGAS	BATANGAS CITY	BARANGAY 15 (POB.)	1	0
			BARANGAY 18 (POB.)	1	0
			BARANGAY 19	1	0
			BARANGAY 20 (POB.)	1	0
			CONCEPCION	1	0
			DUMANTAY	1	0
			KUMINTANG ILAYA	2	0
			PALLOCAN KANLURAN	5	0
			PALLOCAN SILANGAN	1	0



January 1 – July 8, 2017

Epidemiology Bureau
 Public Health Surveillance Division

CONFIRMED RUBELLA CASES PHILIPPINES, JANUARY 1 - JULY 8, 2017 (n=273)					
REGION	PROVINCE	MUNCITY	BARANGAY	NO. OF CASES as of MW1-26	NO. OF NEW CASES (MW27)
04A	BATANGAS	BATANGAS CITY	PINAMUCAN IBABA	1	0
			SAN ISIDRO	1	0
			SAN MIGUEL	1	0
			SANTO DOMINGO	1	0
			SIMLONG	1	0
			TABANGAO DAO	1	0
			TALAHIB PANDAYAN	1	0
		LIPA CITY	TINGA LABAK	1	0
			BANAYBANAY	1	0
			MUNTING PULO	2	0
			POBLACION BARANGAY 2	1	0
		ROSARIO	SAMPAGUITA	1	0
			ITLUGAN	1	0
		SAN JOSE	BANAYBANAY II	2	0
			CALANSAYAN	1	0
		SAN LUIS	MAHABANG PARANG	1	0
			SAN ANTONIO	1	0
		SAN PASCUAL	SANTO NIÑO	1	0
		TAYSAN	MABAYABAS	1	0
	CAVITE	BACOR CITY	MOLINO III	1	0
		DASMARIÑAS CITY	BUROL I	1	0
			H-2	1	1
			MANGAS I	1	0
			MAYPAJO	1	0
			SALAWAG	2	0
			SAN ANTONIO DE PADUA I	1	0
			SAN DIONISIO (BARANGAY 1)	1	0
			SAN FRANCISCO I	1	0
			SAN ISIDRO LABRADOR I	1	0
			SAN JUAN (SAN JUAN I)	1	0
			SAN LORENZO RUIZ II	1	0
			SAN LUIS II	1	0
			SAN NICOLAS I	1	0
			SAN NICOLAS IV	1	0
			SANTA CRUZ I	1	0
			SANTA FE	0	1
			SANTA LUCIA (SAN JUAN II)	1	0
			SANTA MARIA (BARANGAY 20)	1	0
			VICTORIA REYES	2	0
		GENERAL TRIAS	SANTIAGO	0	1
		IMUS CITY	MALAGASANG II-G	1	0
			TANZANG LUMA II	1	0
		SILANG	BIGA I	1	0
			SAN VICENTE II	1	0
		TANZA	AMAYA III	1	0
			BIWAS	1	0
			CALIBUYO	1	0
		TERNATE	SAPANG I	1	0
	LAGUNA	NAGCARLAN	MARAVILLA	0	1
		SAN PABLO CITY	SAN GABRIEL	1	0
		SAN PEDRO	SAN VICENTE	1	0
	QUEZON	LOPEZ	unspecified	1	0
		LUCENA CITY	IBABA IYAM	1	0
	RIZAL	ANTIPOLO CITY	DELA PAZ (POB.)	1	0
			SAN ISIDRO (POB.)	1	0
		TAYTAY	SAN JUAN	1	0
		TERESA	PRINZA	1	0
MIMAROPA	PALAWAN	PUERTO PRINCESA CITY	SAN MIGUEL	1	0
05	CAMARINES NORTE	LABO	MALATAP	2	0
	SORSOGON	SORSOGON CITY	SAN JUAN	0	1



January 1 – July 8, 2017

Epidemiology Bureau
 Public Health Surveillance Division

CONFIRMED RUBELLA CASES PHILIPPINES, JANUARY 1 - JULY 8, 2017 (n=273)					
REGION	PROVINCE	MUNCITY	BARANGAY	NO. OF CASES as of MW1-26	NO. OF NEW CASES (MW27)
06	AKLAN	BURUANGA	HABANA	1	0
			MAYAPAY	1	0
			TAG-OSIP	13	0
		MALAY	MANOC-MANOC	1	0
	GUIMARAS	BUENAVISTA	SAWANG	1	0
	CAPIZ	TAPAZ	POBLACION	1	0
	ILOILO	PASSI CITY	MAN-IT	1	0
SAN ENRIQUE		CAMIRI	1	0	
07	CEBU	CEBU CITY	PUNTA PRINCESA	1	0
		COMPOSTELA	LUPA	1	0
		MANDAUE CITY	TABOK	1	0
08	BILIRAN	KAWAYAN	POBLACION	0	1
	NORTHERN SAMAR	SAN ANTONIO	DALUPIRIT	18	0
			MANRAYA	10	0
			PILAR	5	0
			SAN NICOLAS	4	0
			VINISITAHAN	2	0
	SAMAR	CATBALOGAN	MAULONG	1	0
09	ZAMBOANGA DEL NORTE	DIPOLOG CITY	MIPUTAK (POB.)	1	0
	ZAMBOANGA DEL SUR	ZAMBOANGA CITY	BALIWASAN	1	0
			TALON-TALON	1	0
10	MISAMIS OCCIDENTAL	OZAMIS CITY	MALAUBANG	1	0
		TANGUB CITY	BARANGAY VII - UPPER POLAO (POB.)	1	0
	MISAMIS ORIENTAL	CAGAYAN DE ORO CITY	PATAG	1	0
11	COMPOSTELA VALLEY	MARAGUSAN	MARAGUSAN (POB.)	1	0
	DAVAO DEL NORTE	KAPALONG	GUPITAN	1	0
		TAGUM CITY	TIBAL-OG (POB.)	1	0
12	SOUTH COTABATO	GENERAL SANTOS CITY	FATIMA	0	1
		SURALLAH	RIZAL POBLACION	1	0
ARMM	LANAO DEL SUR	MARAWI CITY	MARINAUT	1	0
CAR	APAYAO	PUDTOL	SWAN	1	0
	BENGUET	ATOK	ABIANG	1	0
		BAGUIO CITY	A. BONIFACIO-CAGUIOA-RIMANDO (ABCR)	0	1
			AMBIONG	0	1
			AURORA HILL	2	1
			BROOKESIDE	0	1
			CABINET HILL-TEACHER'S CAMP	1	0
			CAMP 7	1	0
			CAMP ALLEN	1	0
			ENGINEER'S HILL	1	0
			HONEYMOON (HONEYMOON-HOLY GHOST)	1	1
			PACDAL	1	1
			PADRE BURGOS	0	1
			PADRE ZAMORA	0	1
			POLIWES	1	1
			RIMANDO ROAD	0	1
			SAN CARLOS HEIGHTS	1	0
			SAN LUIS VILLAGE	1	0
			SANITARY CAMP, NORTH	1	0
			SANTO TOMAS PROPER	2	0
			UPPER QM	0	1
		UPPER WEST QUIRINO HILL	1	0	
		ITOGON	LOACAN	1	0
		LA TRINIDAD	AMBIONG	1	0
	PICO		1	0	



January 1 – July 8, 2017

Epidemiology Bureau
 Public Health Surveillance Division

CONFIRMED RUBELLA CASES PHILIPPINES, JANUARY 1 - JULY 8, 2017 (n=273)					
REGION	PROVINCE	MUNCITY	BARANGAY	NO. OF CASES as of MW1-26	NO. OF NEW CASES (MW27)
NCR	METRO MANILA	CALOOCAN CITY	BARANGAY 170	1	0
			BARANGAY 179	1	0
		LAS PIÑAS CITY	TALON SINGKO	0	1
		MAKATI CITY	PITOGO	1	0
		MALABON CITY	TONSUYA	1	0
			BARANGAY 399	1	0
		MANILA CITY	BINONDO	1	0
			BRGY. 33	1	0
			HABITAT BASECO	1	0
			OLD SITE BASECO	1	0
			PACO	1	0
			SAMPALOC	1	0
			SANTA CRUZ	2	0
			BARRIO BANANA	1	0
		PARAÑAQUE CITY	DON GALO	1	0
			SAN DIONISIO	1	0
		PASAY CITY	BRGY. 145	1	0
		QUEZON CITY	CENTRAL	0	1
			MARIANA	1	0
			PAYATAS	1	0
		SAN JUAN CITY	PROJECT 4	2	0
			ONSE	2	0
			WEST CRAME	3	0
NIR	NEGROS OCCIDENTAL	ENRIQUE B. MAGALONA	POBLACION II (BARANGAY 2)	1	0
		VALLADOLID	DOLDOL	1	0
	NEGROS ORIENTAL	DUMAGUETE CITY	POBLACION NO. 8 (BARANGAY 8)	1	0
PHILIPPINES				250	23

