



January 1 – June 10, 2017

Epidemiology Bureau
Public Health Surveillance Division

TABLE 1. SUMMARY OF CASES

VPD	2017		2016		% Change
	Reported	Confirmed	Reported	Confirmed	
Measles	1,386	19	942	45	↓ -57.78
Rubella		231		77	↑ 200.00

MEASLES-RUBELLA CASES

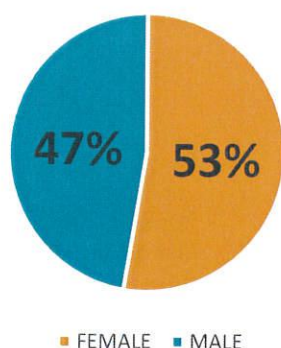
A total of 1,386 suspect measles-rubella cases were reported nationwide from January 1 to June 10, 2017. Of these, 931 (67.17%) were tested. Among the suspect cases, 19 (1.37%) cases were classified as **laboratory confirmed measles** while 231 (16.67%) cases were classified as **laboratory confirmed or epidemiologically-linked confirmed rubella**. Currently, there were no reported deaths among the confirmed measles-rubella cases. Figure 1 shows the trend of measles-rubella cases by morbidity week.

Figure 2 shows the distribution of cases among regions. Region IVA has the highest number of confirmed measles-rubella cases (73, 29.20%) followed by Region VIII (39, 15.60%) and NCR (29, 11.60%).

Profile of Cases: MEASLES

Ten (53%) out of the 19 measles cases were female (Figure 3). Majority (47.37%) of the confirmed measles cases belonged to the 9-11 month old age group. Eight (42.11%) cases were not vaccinated while 7 (36.84%) other cases were vaccinated but with unknown number of doses as shown in Figure 4. Basis of vaccination status is the number of measles-containing vaccine received.

FIGURE 3. CONFIRMED MEASLES CASES BY SEX, PHILIPPINES, JANUARY 1 –JUNE 10, 2017 (n=19)



Case counts reported here do NOT represent the final number and are subject to change after inclusion of delayed reports and review of cases.

FIGURE 1. CONFIRMED MEASLES AND RUBELLA CASES BY MORBIDITY WEEK, PHILIPPINES, JANUARY 1 – JUNE 10, 2017 (n=250)

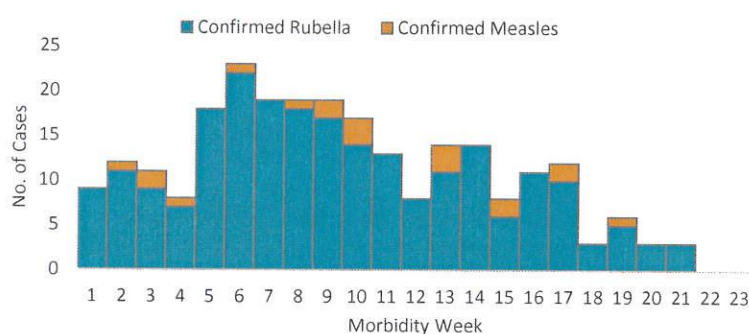
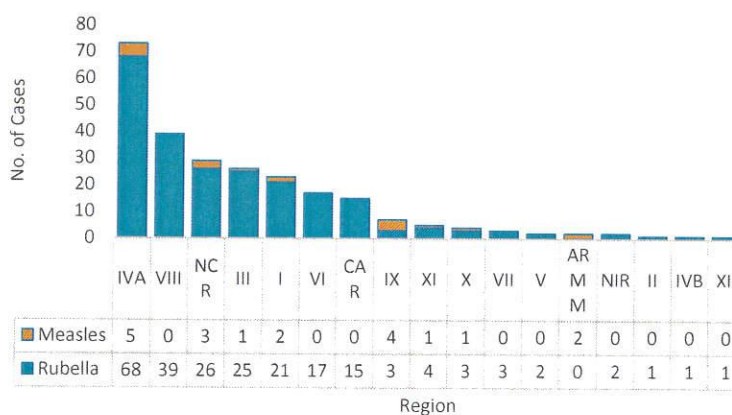
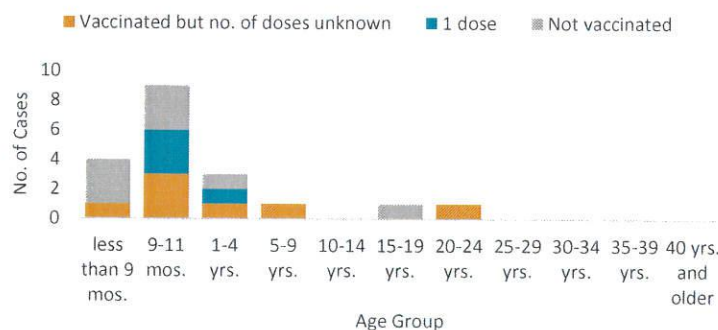


FIGURE 2. CONFIRMED MEASLES AND RUBELLA CASES BY REGION, PHILIPPINES, JANUARY 1 –JUNE 10, 2017 (n=250)



see Annex A for case distribution by barangay

FIGURE 4. VACCINATION STATUS OF CONFIRMED MEASLES CASES BY AGE GROUP, PHILIPPINES, JANUARY 1 – JUNE 10, 2017 (n=19)





January 1 – June 10, 2017

Epidemiology Bureau
Public Health Surveillance Division

Profile of Cases: RUBELLA

FIGURE 5. CONFIRMED RUBELLA CASES BY SEX, PHILIPPINES, JANUARY 1 –JUNE 10, 2017 (n=231)

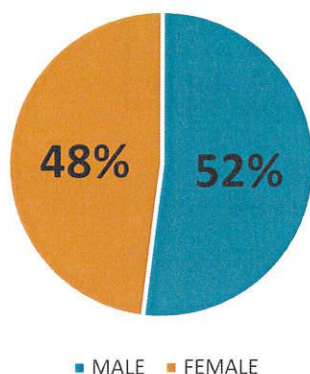
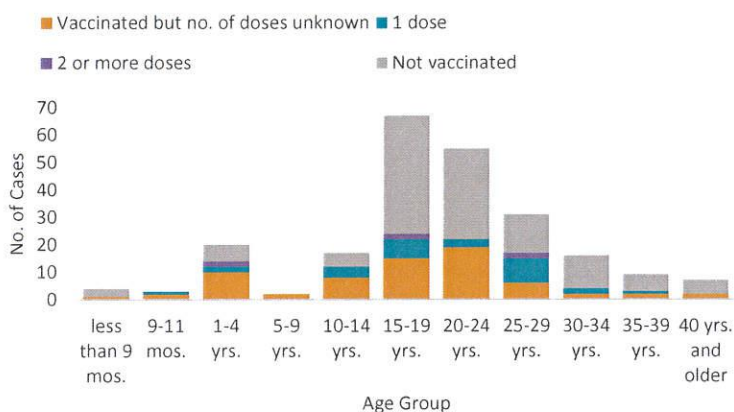


FIGURE 6. VACCINATION STATUS OF CONFIRMED RUBELLA CASES BY AGE GROUP, PHILIPPINES, JANUARY 1 – JUNE 10, 2017 (n=231)



Of the confirmed rubella cases, 120 (52%) cases were male (Figure 5). Majority (29%) of the confirmed rubella cases belonged to the 15-19 year old age group, followed by the 20-24 year old age group (23.81%). Most (54.98%) of the cases were not vaccinated while 69 (29.87%) cases were vaccinated but with unknown number of doses as shown in Figure 6. Basis of vaccination status is the number of measles-containing vaccine received.

Measles and Rubella Clusters :

No new measles and rubella clusters identified for morbidity week 23. Ten rubella clusters were detected to date for year 2017. These cases were related in terms of place of residences and onset of symptoms, located in the same barangay or identified place of transmission (e.g. school in Northern Samar) and occurred within 4 consecutive weeks.

Editorial Board

IRMA L. ASUNCION, MD, MHA, CESO IV
Director IV, Epidemiology Bureau

GENESIS MAY J. SAMONTE, MD, MSc, PHSAE
OIC-Division Chief, PHSD

MARIEL A. DEJESA, MD, MPM
Medical Officer IV, PHSD

JUNE CANTATA B. CORPUZ, RN
Nurse III, PIDSR National Coordinator

JEZA JONAH D. CRUCENA, RN
Nurse III, PHSD National Coordinator

ALLAN P. IGNACIO
Statistician II, PHSD



January 1 – June 10, 2017

Epidemiology Bureau
 Public Health Surveillance Division

ANNEX A. CONFIRMED MEASLES AND RUBELLA CASES BY BARANGAY

CONFIRMED MEASLES CASES PHILIPPINES, JANUARY 1 - JUNE 10, 2017 (n=19)					
REGION	PROVINCE	MUNCITY	BARANGAY	NO. OF CASES as of MW1-22	NO. OF NEW CASES (MW23)
01	LA UNION	AGOO	SANTA ANA	1	0
	PANGASINAN	DAGUPAN CITY	MAYOMBO	1	0
03	PAMPANGA	LUBAO	SANTA CRUZ	1	0
04A	BATANGAS	LIPA CITY	MARAUOY	1	0
		SAN JOSE	SANTA ANA	1	0
	CAVITE	TANZA	SANJA MAYOR	1	0
	QUEZON	TAYABAS	BAGUIO	1	0
	RIZAL	ANTIPOLO CITY	SAN JOSE	1	0
09	ZAMBOANGA DEL SUR	ZAMBOANGA CITY	AYALA	1	0
			TUMAGA	1	0
	ZAMBOANGA SIBUGAY	KABASALAN	BUAYAN	1	0
			unspecified	1	0
10	MISAMIS ORIENTAL	MANTICAO	POBLACION	1	0
11	DAVAO DEL NORTE	ISLAND GARDEN CITY OF SAMAL	SAN ISIDRO (BABAK)	1	0
ARMM	BASILAN	LAMITAN CITY	COLONIA	1	0
			MATATAG	1	0
NCR	METRO MANILA	CALOOCAN CITY	BAGONG BARRIO	1	0
		MANILA CITY	BARANGAY 649	1	0
			TONDO	1	0
PHILIPPINES				19	0



January 1 – June 10, 2017

Epidemiology Bureau
 Public Health Surveillance Division

CONFIRMED RUBELLA CASES PHILIPPINES, JANUARY 1 - JUNE 10, 2017 (n=231)						
REGION	PROVINCE	MUNCITY	BARANGAY	NO. OF CASES as of MW1-22	NO. OF NEW CASES (MW23)	
01	ILOCOS SUR	SAN VICENTE	SAN SEBASTIAN	1	0	
		SANTA	BANAOANG	1	0	
		VIGAN CITY	BARANGAY VII	1	0	
			NAGSANGALAN	1	0	
	LA UNION	ARINGAY	SANTA RITA EAST	1	0	
		BANGAR	CADAPLI	1	0	
		BAUANG	BACCUIT SUR	1	0	
			PAYOCPOC NORTE ESTE	1	0	
			PAYOCPOC SUR	1	0	
		SAN FERNANDO CITY	BARANGAY I (POB.)	1	0	
			LINGSAT	1	0	
		PANGASINAN	BINMALEY	GAYAMAN	1	0
			DAGUPAN CITY	BONUAN BOQUIG	1	0
	BONUAN GUESET			1	0	
	LUCAO			1	0	
	MANGIN			1	0	
	NAGUILAYAN			1	0	
	MANAOAG		BABASIT	1	0	
	MANGATAREM		MACARANG	1	0	
	SANTA BARBARA		TULIAO	1	0	
	URDANETA CITY		NANCAMALIRAN WEST	1	0	
	02	ISABELA	SANTIAGO CITY	SAGANA	1	0
	03	BATAAN	MARIVELES	ALASASIN	1	0
BALON-ANITO				1	0	
CAMAYA				2	0	
ORION			ARELLANO (POB.)	1	0	
			GENERAL LIM (KAPUT)	1	0	
BULACAN		BALIUAG	SABANG	1	0	
		CALUMPIT	PALIMBANG	1	0	
		MALOLOS CITY	SAN VICENTE	1	0	
			SANTO ROSARIO	1	0	
		MARILAO	CAMANSI PRENZA III	1	0	
			LAMBAKIN	1	0	
		SANTA MARIA	SAN GABRIEL	1	0	
		NUEVA ECIIA	SAN ANTONIO	PAPAYA	1	0
PAMPANGA		MABALACAT CITY	AIRFORCE CITY	3	0	
		SANTA ANA	SANTA MARIA	1	0	
		SASMUAN	SAN PEDRO	1	0	
TARLAC		LA PAZ	DUMARAIS	1	0	
ZAMBALES		BOTOLAN	PORAC	1	0	
		CANDELARIA	MALABON	1	0	
		IBA	PALANGINAN	1	0	
		SANTA CRUZ	NAULO	1	0	
		SUBIC	ILWAS (POB.)	1	0	
04A		BATANGAS	BATANGAS CITY	BARANGAY 15 (POB.)	1	0
	BARANGAY 18 (POB.)			1	0	
	BARANGAY 19			1	0	
	BARANGAY 20 (POB.)			1	0	
	CONCEPCION			1	0	
	KUMINTANG ILAYA			2	0	
	PALLOCAN KANLURAN			4	0	
	PALLOCAN WEST			1	0	
	PINAMUCAN IBABA			1	0	
	SAN ISIDRO			1	0	
	SAN MIGUEL			1	0	
	SANTO DOMINGO			1	0	
	SIMLONG			1	0	
	TABANGAO DAO			1	0	
TINGA LABAK	1	0				



January 1 – June 10, 2017

Epidemiology Bureau
 Public Health Surveillance Division

CONFIRMED RUBELLA CASES PHILIPPINES, JANUARY 1 - JUNE 10, 2017 (n=231)						
REGION	PROVINCE	MUNCITY	BARANGAY	NO. OF CASES as of MW1-22	NO. OF NEW CASES (MW23)	
04A	BATANGAS	LIPA CITY	BANAYBANAY	1	0	
			MUNTING PULO	2	0	
			POBLACION BARANGAY 2	1	0	
			SAMPAGUITA	1	0	
		ROSARIO	ITLUGAN	1	0	
		SAN JOSE	BANAYBANAY II	2	0	
			CALANSAYAN	1	0	
			MAHABANG PARANG	1	0	
		SAN LUIS	SAN ANTONIO	1	0	
		SAN PASCUAL	SANTO NIÑO	1	0	
	TAYSAN	MABAYABAS	1	0		
	CAVITE	BACOR CITY	MOLINO III	1	0	
		DASMARIÑAS CITY	BUROL I	1	0	
			H-2	1	0	
			MALAGASANG II-G	1	0	
			MANGAS I	1	0	
			MAYPAJO	1	0	
			SALAWAG	2	0	
			SAN ANTONIO DE PADUA I	1	0	
			SAN DIONISIO (BARANGAY 1)	1	0	
			SAN FRANCISCO I	1	0	
			SAN ISIDRO LABRADOR I	1	0	
			SAN JUAN (SAN JUAN I)	1	0	
			SAN LORENZO RUIZ II	1	0	
			SAN LUIS II	1	0	
			SAN NICOLAS I	1	0	
			SAN NICOLAS IV	1	0	
			SANTA CRUZ I	1	0	
			SANTA LUCIA (SAN JUAN II)	1	0	
			SANTA MARIA (BARANGAY 20)	1	0	
			VICTORIA REYES	2	0	
			IMUS CITY	TANZANG LUMA II	1	0
		SILANG	BIGA I	1	0	
			SAN VICENTE II	1	0	
		TANZA	AMAYA III	1	0	
			BIWAS	1	0	
		TERNATE	CALIBUYO	1	0	
			SAPANG I	1	0	
		LAGUNA	SAN PABLO CITY	SAN GABRIEL	1	0
			SAN PEDRO	SAN VICENTE	1	0
		QUEZON	LOPEZ	unspecified	1	0
		RIZAL	ANTIPOLO CITY	DELA PAZ (POB.)	1	0
				SAN ISIDRO (POB.)	1	0
			TAYTAY	SAN JUAN	1	0
			TERESA	PRINZA	1	0
04B	PALAWAN	PUERTO PRINCESA CITY	SAN MIGUEL	1	0	
05	CAMARINES NORTE	LABO	MALATAP	2	0	
06	AKLAN	BURUANGA	HABANA	1	0	
			TAG-OSIP	13	0	
	CAPIZ	TAPAZ	POBLACION	1	0	
	ILOILO	PASSI CITY	MAN-IT	1	0	
SAN ENRIQUE		CAMIRI	1	0		
07	CEBU	CEBU CITY	PUNTA PRINCESA	1	0	
		COMPOSTELA	LUPA	1	0	
		MANDAUE CITY	TABOK	1	0	
08	NORTHERN SAMAR	SAN ANTONIO	DALUPIRIT	18	0	
			MANRAYA	9	0	
			PILAR	5	0	
			SAN NICOLAS	4	0	
			VINISITAHAN	2	0	
	SAMAR	CATBALOGAN	MAULONG	1	0	



January 1 – June 10, 2017

Epidemiology Bureau
 Public Health Surveillance Division

CONFIRMED RUBELLA CASES PHILIPPINES, JANUARY 1 - JUNE 10, 2017 (n=231)							
REGION	PROVINCE	MUNCITY	BARANGAY	NO. OF CASES as of MW1-22	NO. OF NEW CASES (MW23)		
09	ZAMBOANGA DEL NORTE	DIPOLOG CITY	MIPUTAK (POB.)	1	0		
	ZAMBOANGA DEL SUR	ZAMBOANGA CITY	BALIWASAN	1	0		
10	MISAMIS OCCIDENTAL	OZAMIS CITY	TALON-TALON	1	0		
			MALAUABANG	1	0		
	MISAMIS ORIENTAL	CAGAYAN DE ORO CITY	BARANGAY VII - UPPER POLAO (POB.)	1	0		
			PATAG	1	0		
11	COMPOSTELA VALLEY	MARAGUSAN	unspecified	1	0		
			MARAGUSAN (POB.)	1	0		
	DAVAO DEL NORTE	KAPALONG	GUPITAN	1	0		
			TAGUM CITY	TIBAL-OG (POB.)	1	0	
12	SOUTH COTABATO	SURALLAH	RIZAL POBLACION	1	0		
CAR	BENGUET	ATOK	ABIANG	1	0		
		BAGUIO CITY	AURORA HILL	2	0		
			CABINET HILL-TEACHER'S CAMP	1	0		
			CAMP 7	1	0		
			CAMP ALLEN	1	0		
			ENGINEER'S HILL	1	0		
			POLIWES	1	0		
			SAN CARLOS HEIGHTS	1	0		
			SANITARY CAMP, NORTH	1	0		
			SANTO TOMAS PROPER	1	0		
		UPPER WEST QUIRINO HILL	1	0			
		ITOGON	LOACAN	1	0		
		LA TRINIDAD	AMBIONG	1	0		
			PICO	1	0		
NCR	METRO MANILA	CALOOCAN CITY	BARANGAY 170	1	0		
			BARANGAY 179	1	0		
		MAKATI CITY	PITOGO	1	0		
		MALABON CITY	TONSUYA	1	0		
		MANDALUYONG CITY	PAG-ASA	1	0		
			BARANGAY 399	1	0		
			BINONDO	1	0		
			BRGY. 33	1	0		
			OLD SITE BASECO	1	0		
			PACO	1	0		
			PORT AREA	1	0		
			SAMPALOC	1	0		
			SANTA CRUZ	1	0		
			BARRIO BANANA	1	0		
			DON GALO	1	0		
			SAN DIONISIO	1	0		
			PARAÑAQUE CITY	BRGY. 145	1	0	
		PASAY CITY	MARIANA	1	0		
			PAYATAS	1	0		
		QUEZON CITY	PROJECT 4	2	0		
			ONSE	2	0		
			WEST CRAME	3	0		
		NIR	NEGROS OCCIDENTAL	ENRIQUE B. MAGALONA	POBLACION II (BARANGAY 2)	1	0
				VALLADOLID	DOLDOL	1	0
		PHILIPPINES				231	0