



January 1 – May 27, 2017

Epidemiology Bureau  
Public Health Surveillance Division

TABLE 1. SUMMARY OF CASES

VPD	2017		2016		% Change
	Reported	Confirmed	Reported	Confirmed	
Measles	1,280	19	885	41	↓ -53.66
Rubella		225		75	↑ 200.00

## MEASLES-RUBELLA CASES

A total of 1,280 suspect measles-rubella cases were reported nationwide from January 1 to May 27, 2017. Of these, 888 (69.37%) were tested. Among the suspect cases, 19 (1.48%) cases were classified as *laboratory confirmed measles* while 225 (17.58%) cases were classified as *laboratory confirmed or epidemiologically-linked confirmed rubella*. Currently, there were no reported deaths among the confirmed measles-rubella cases. Figure 1 shows the trend of measles-rubella cases by morbidity week.

FIGURE 1. CONFIRMED MEASLES AND RUBELLA CASES BY MORBIDITY WEEK, PHILIPPINES, JANUARY 1 – MAY 27, 2017 (n=244)

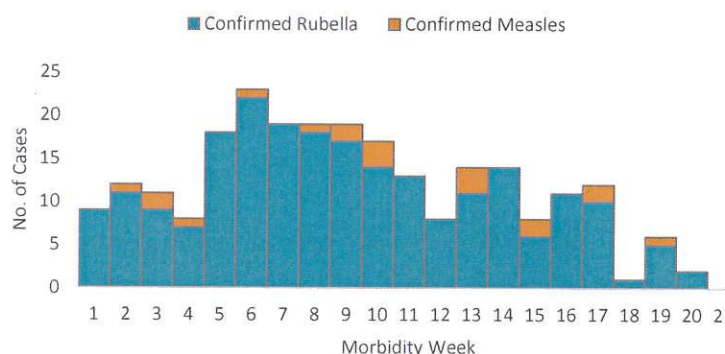
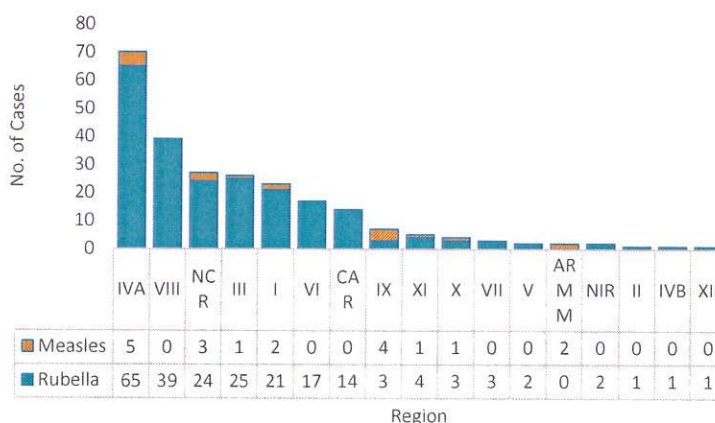


Figure 2 shows the distribution of cases among regions. Region IVA has the highest number of confirmed measles-rubella cases (70, 28.69%) followed by Region VIII (39, 15.98%) and NCR (27, 11.07%).

FIGURE 2. CONFIRMED MEASLES AND RUBELLA CASES BY REGION, PHILIPPINES, JANUARY 1 – MAY 27, 2017 (n=244)



## Profile of Cases: MEASLES

Ten (53%) out of the 19 measles cases were female (Figure 3). Majority (47.37%) of the confirmed measles cases belonged to the 9-11 month old age group. Eight (42.11%) cases were not vaccinated while 7 (36.84%) other cases were vaccinated but with unknown number of doses as shown in Figure 4. Basis of vaccination status is the number of measles-containing vaccine received.

FIGURE 3. CONFIRMED MEASLES CASES BY SEX, PHILIPPINES, JANUARY 1 – MAY 27, 2017 (n=19)

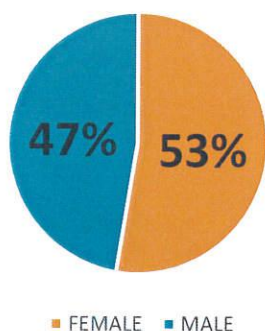
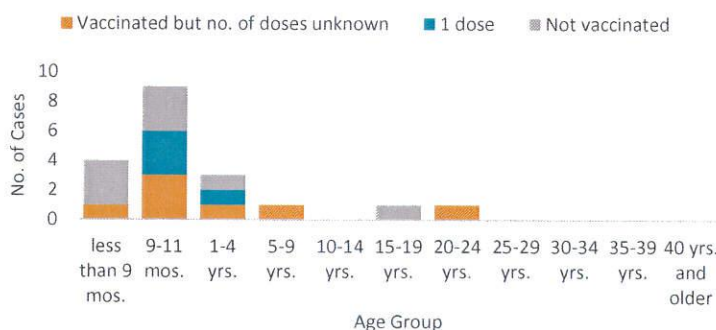


FIGURE 4. VACCINATION STATUS OF CONFIRMED MEASLES CASES BY AGE GROUP, PHILIPPINES, JANUARY 1 – MAY 27, 2017 (n=19)





January 1 – May 27, 2017

Epidemiology Bureau  
Public Health Surveillance Division

Profile of Cases: RUBELLA

FIGURE 5. CONFIRMED RUBELLA CASES BY SEX, PHILIPPINES, JANUARY 1 – MAY 27, 2017 (n=225)

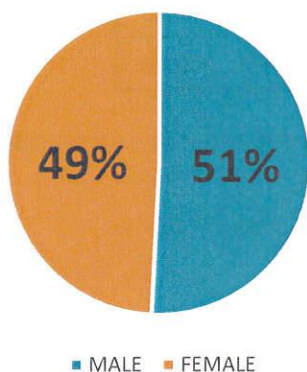
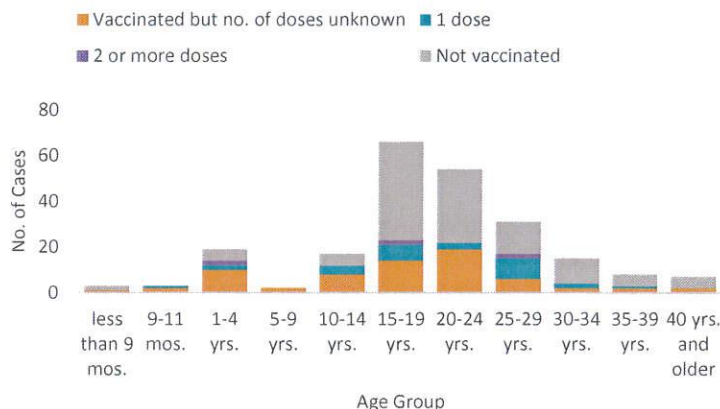


FIGURE 6. VACCINATION STATUS OF CONFIRMED RUBELLA CASES BY AGE GROUP, PHILIPPINES, JANUARY 1 – MAY 27, 2017 (n=225)



Of the confirmed rubella cases, 110 (51%) cases were male (Figure 5). Majority (29.33%) of the confirmed rubella cases belonged to the 15-19 years old age group, followed by the 20-24 years old age group (24%). Most (54.22%) of the cases were not vaccinated while 68 (30.22%) cases were vaccinated but with unknown number of doses as shown in Figure 6. Basis of vaccination status is the number of measles-containing vaccine received.

Measles and Rubella Clusters :

No new measles and rubella clusters identified for morbidity week 21. Ten rubella clusters were detected to date for year 2017. These cases were related in terms of place of residences and onset of symptoms, located in the same barangay or identified place of transmission (e.g. school in Northern Samar) and occurred within 4 consecutive weeks.

Editorial Board

IRMA L. ASUNCION, MD, MHA, CESO IV  
Director IV, Epidemiology Bureau

GENESIS MAY J. SAMONTE, MD, MSc, PHSAE  
OIC-Division Chief, PHSD

MARIEL A. DEJESA, MD, MPM  
Medical Officer IV, PHSD

JUNE CANTATA B. CORPUZ, RN  
Nurse III, PIDSR National Coordinator

JEZA JONAH D. CRUCENA, RN  
Nurse III, VPDS National Coordinator

ALLAN PAGNACIO  
Statistician II, PHSD





January 1 – May 27, 2017

Epidemiology Bureau  
Public Health Surveillance Division

ANNEX A. CONFIRMED MEASLES AND RUBELLA CASES BY BARANGAY

CONFIRMED MEASLES CASES PHILIPPINES, JANUARY 1 - MAY 27, 2017 (n=19)					
REGION	PROVINCE	MUNCITY	BARANGAY	NO. OF CASES as of MW1-20	NO. OF NEW CASES (MW21)
01	LA UNION	AGOO	SANTA ANA	1	0
	PANGASINAN	DAGUPAN CITY	MAYOMBO	1	0
03	PAMPANGA	LUBAO	SANTA CRUZ	1	0
04A	BATANGAS	LIPA CITY	MARAUOY	1	0
		SAN JOSE	SANTA ANA	1	0
	CAVITE	TANZA	SANJA MAYOR	1	0
	QUEZON	TAYABAS	BAGUIO	1	0
	RIZAL	ANTIPOLO CITY	SAN JOSE	1	0
	09	ZAMBOANGA DEL SUR	ZAMBOANGA CITY	AYALA	1
TUMAGA				1	0
ZAMBOANGA SIBUGAY		KABASALAN	BUAYAN	0	1
			unspecified	0	1
10	MISAMIS ORIENTAL	MANTICAO	POBLACION	1	0
11	DAVAO DEL NORTE	ISLAND GARDEN CITY OF SAMAL	SAN ISIDRO (BABAK)	1	0
ARMM	BASILAN	LAMITAN CITY	COLONIA	1	0
			MATATAG	1	0
NCR	METRO MANILA	CALOOCAN CITY	BAGONG BARRIO	1	0
		MANILA CITY	BARANGAY 649	1	0
			TONDO	1	0
PHILIPPINES				17	2

CONFIRMED RUBELLA CASES PHILIPPINES, JANUARY 1 - MAY 27, 2017 (n=225)					
REGION	PROVINCE	MUNCITY	BARANGAY	NO. OF CASES as of MW1-20	NO. OF NEW CASES (MW21)
01	ILOCOS SUR	SAN VICENTE	SAN SEBASTIAN	1	0
		SANTA	BANAOANG	1	0
		VIGAN CITY	BARANGAY VII	1	0
			NAGSANGALAN	1	0
	LA UNION	ARINGAY	SANTA RITA EAST	1	0
		BANGAR	CADAPLI	1	0
		BAUANG	BACCUIT SUR	1	0
			PAYOCPOC NORTE ESTE	1	0
			PAYOCPOC SUR	1	0
		SAN FERNANDO CITY	BARANGAY I (POB.)	1	0
			LINGSAT	1	0
	PANGASINAN	BINMALEY	GAYAMAN	1	0
		DAGUPAN CITY	BONUAN BOQUIG	1	0
			BONUAN GUESET	1	0
			LUCAO	1	0
			MANGIN	1	0
			NAGUILAYAN	1	0
		MANAOAG	BABASIT	1	0
		MANGATAREM	MACARANG	1	0
		SANTA BARBARA	TULIAO	1	0
		URDANETA CITY	NANCAMALIRAN WEST	1	0
02	ISABELA	SANTIAGO CITY	SAGANA	1	0
			ALASASIN	1	0
03	BATAAN	MARIVELES	BALON-ANITO	1	0
			CAMAYA	2	0
		ORION	ARELLANO (POB.)	1	0
			GENERAL LIM (KAPUT)	1	0
	BULACAN	BALIUAG	SABANG	1	0
		CALUMPIT	PALIMBANG	1	0
			SANTO ROSARIO	1	0
		MALOLOS CITY	SAN VICENTE	0	1
		MARILAO	CAMANSI PRENZA III	1	0
		SANTA MARIA	LAMBAKIN	1	0
			SAN GABRIEL	1	0





January 1 – May 27, 2017

Epidemiology Bureau  
Public Health Surveillance Division

CONFIRMED RUBELLA CASES PHILIPPINES, JANUARY 1 - MAY 27, 2017 (n=225)					
REGION	PROVINCE	MUNCITY	BARANGAY	NO. OF CASES as of MW1-20	NO. OF NEW CASES (MW21)
03	NUEVA ECIJA	SAN ANTONIO	PAPAYA	1	0
	PAMPANGA	MABALACAT CITY	AIRFORCE CITY	3	0
		SANTA ANA	SANTA MARIA	1	0
		SASMUAN	SAN PEDRO	1	0
	TARLAC	LA PAZ	DUMARAIS	1	0
	ZAMBALES	BOTOLAN	PORAC	1	0
		CANDELARIA	MALABON	1	0
		IBA	PALANGINAN	1	0
		SANTA CRUZ	NAULO	1	0
		SUBIC	ILWAS (POB.)	1	0
04A	BATANGAS	BATANGAS CITY	BARANGAY 15 (POB.)	1	0
			BARANGAY 18 (POB.)	1	0
			BARANGAY 19	1	0
			BARANGAY 20 (POB.)	1	0
			CONCEPCION	1	0
			KUMINTANG ILAYA	2	0
			PALLOCAN KANLURAN	4	0
			PALLOCAN WEST	1	0
			PINAMUCAN IBABA	1	0
			SAN ISIDRO	1	0
			SAN MIGUEL	1	0
			SANTO DOMINGO	1	0
			SIMLONG	1	0
			TABANGAO DAO	1	0
			TINGA LABAK	1	0
		LIPA CITY	BANAYBANAY	1	0
			MUNTING PULO	2	0
			POBLACION BARANGAY 2	1	0
		SAN JOSE	SAMPAGUITA	1	0
			BANAYBANAY II	2	0
			CALANSAYAN	1	0
		SAN PASCUAL	MAHABANG PARANG	1	0
			SANTO NIÑO	1	0
		TAYSAN	MABAYABAS	1	0
	CAVITE	BACOR CITY	MOLINO III	1	0
		DASMARIÑAS CITY	BUROL I	1	0
			H-2	1	0
			MALAGASANG II-G	1	0
			MANGAS I	1	0
			MAYPAJO	1	0
			SALAWAG	2	0
			SAN ANTONIO DE PADUA I	1	0
			SAN DIONISIO (BARANGAY 1)	1	0
			SAN FRANCISCO I	1	0
			SAN ISIDRO LABRADOR I	1	0
			SAN JUAN (SAN JUAN I)	1	0
			SAN LORENZO RUIZ II	1	0
			SAN LUIS II	1	0
			SAN NICOLAS I	1	0
			SAN NICOLAS IV	1	0
			SANTA CRUZ I	1	0
			SANTA LUCIA (SAN JUAN II)	1	0
			SANTA MARIA (BARANGAY 20)	1	0
			VICTORIA REYES	2	0
		IMUS CITY	TANZANG LUMA II	1	0
		SILANG	BIGA I	1	0
			SAN VICENTE II	1	0
		TANZA	AMAYA III	1	0
			BIWAS	1	0
			CALIBUYO	1	0
		TERNATE	SAPANG I	0	1
	LAGUNA	SAN PEDRO	SAN VICENTE	1	0



January 1 – May 27, 2017

Epidemiology Bureau  
 Public Health Surveillance Division

CONFIRMED RUBELLA CASES PHILIPPINES, JANUARY 1 - MAY 27, 2017 (n=225)					
REGION	PROVINCE	MUNCITY	BARANGAY	NO. OF CASES as of MW1-20	NO. OF NEW CASES (MW21)
NCR	METRO MANILA	CALOOCAN CITY	BARANGAY 170	1	0
			BARANGAY 179	1	0
		MAKATI CITY	PITOGO	1	0
		MALABON CITY	TONSUYA	1	0
		MANDALUYONG CITY	PAG-ASA	1	0
		MANILA CITY	BARANGAY 399	1	0
			BINONDO	1	0
			BRGY. 33	1	0
			OLD SITE BASECO	1	0
			PACO	1	0
			SAMPALOC	1	0
			SANTA CRUZ	1	0
			BARRIO BANANA	1	0
			DON GALO	1	0
		PARAÑAQUE CITY	SAN DIONISIO	1	0
		PASAY CITY	BRGY. 145	1	0
		QUEZON CITY	MARIANA	1	0
			PROJECT 4	2	0
		SAN JUAN CITY	ONSE	2	0
			WEST CRAME	3	0
NIR	NEGROS OCCIDENTAL	ENRIQUE B. MAGALONA	POBLACION II (BARANGAY 2)	1	0
		VALLADOLID	DOLDOL	1	0
		PHILIPPINES			219





January 1 – May 27, 2017

Epidemiology Bureau  
 Public Health Surveillance Division

CONFIRMED RUBELLA CASES PHILIPPINES, JANUARY 1 - MAY 27, 2017 (n=225)					
REGION	PROVINCE	MUNCITY	BARANGAY	NO. OF CASES as of MW1-20	NO. OF NEW CASES (MW21)
04A	QUEZON	LOPEZ	<i>unspecified</i>	1	0
	RIZAL	ANTIPOLO CITY	DELA PAZ (POB.)	1	0
			SAN ISIDRO (POB.)	1	0
		TAYTAY	SAN JUAN	1	0
		TERESA	PRINZA	1	0
04B	PALAWAN	PUERTO PRINCESA CITY	SAN MIGUEL	1	0
05	CAMARINES NORTE	LABO	MALATAP	2	0
06	AKLAN	BURUANGA	HABANA	1	0
			TAG-OSIP	13	0
	CAPIZ	TAPAZ	POBLACION	1	0
	ILOILO	PASSI CITY	MAN-IT	1	0
		SAN ENRIQUE	CAMIRI	1	0
07	CEBU	CEBU CITY	PUNTA PRINCESA	1	0
		COMPOSTELA	LUPA	1	0
		MANDAUE CITY	TABOK	1	0
08	NORTHERN SAMAR	SAN ANTONIO	DALUPIRIT	18	0
			MANRAYA	9	0
			PILAR	5	0
			SAN NICOLAS	4	0
			VINISITAHAN	2	0
	SAMAR	CATBALOGAN	MAULONG	1	0
09	ZAMBOANGA DEL NORTE	DIPOLOG CITY	MIPUTAK (POB.)	1	0
	ZAMBOANGA DEL SUR	ZAMBOANGA CITY	BALIWASAN	1	0
			TALON-TALON	1	0
10	MISAMIS OCCIDENTAL	OZAMIS CITY	MALAUABANG	1	0
		TANGUB CITY	BARANGAY VII - UPPER POLAO (POB.)	1	0
	MISAMIS ORIENTAL	CAGAYAN DE ORO CITY	PATAG	1	0
11	COMPOSTELA VALLEY	MARAGUSAN	MARAGUSAN (POB.)	1	0
			<i>unspecified</i>	0	1
	DAVAO DEL NORTE	KAPALONG	GUPITAN	1	0
		TAGUM CITY	TIBAL-OG (POB.)	0	1
12	SOUTH COTABATO	SURALLAH	RIZAL POBLACION	1	0
CAR	BENGUET	ATOK	ABIANG	1	0
		BAGUIO CITY	AURORA HILL	1	1
			CABINET HILL-TEACHER'S CAMP	1	0
			CAMP 7	1	0
			CAMP ALLEN	1	0
			ENGINEER'S HILL	0	1
			POLIWES	1	0
			SAN CARLOS HEIGHTS	1	0
			SANITARY CAMP, NORTH	1	0
			SANTO TOMAS PROPER	1	0
		ITOGON	LOACAN	1	0
		LA TRINIDAD	AMBIONG	1	0
			PICO	1	0