



January 1 – May 20, 2017

Epidemiology Bureau  
Public Health Surveillance Division

TABLE 1. SUMMARY OF CASES

VPD	2017		2016		% Change
	Reported	Confirmed	Reported	Confirmed	
Measles	1,211	17	860	41	↓ -58.54
Rubella		219		75	↑ 192.00

## MEASLES-RUBELLA CASES

A total of 1,211 suspect measles-rubella cases were reported nationwide from January 1 to May 20, 2017. Of these, 840 (69.36%) were tested. Among the suspect cases, 17 (1.40%) cases were classified as *laboratory confirmed measles* while 219 (18.08%) cases were classified as *laboratory confirmed or epidemiologically-linked confirmed rubella*. Currently, there were no reported deaths among the confirmed measles-rubella cases. Figure 1 shows the trend of measles-rubella cases by morbidity week.

Figure 2 shows the distribution of cases among regions. Region IVA has the highest number of confirmed measles-rubella cases (69, 29.24%) followed by Region VIII (39, 16.53%) and NCR (27, 11.44%).

## Profile of Cases: MEASLES

Nine (53%) out of the 17 measles cases were male (Figure 3). Majority (52.94%) of the confirmed measles cases belonged to the 9-11 month old age group. Seven (41.18%) cases were vaccinated but with unknown number of doses and another 7 (41.18%) cases were not vaccinated as shown in Figure 4. Basis of vaccination status is the number of measles-containing vaccine received.

FIGURE 3. CONFIRMED MEASLES CASES BY SEX, PHILIPPINES, JANUARY 1 – MAY 20, 2017 (n=17)

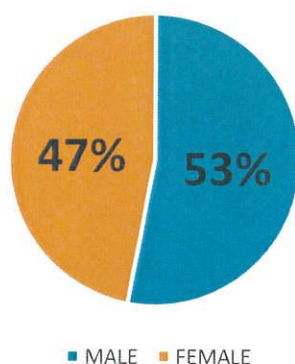


FIGURE 1. CONFIRMED MEASLES AND RUBELLA CASES BY MORBIDITY WEEK, PHILIPPINES, JANUARY 1 – MAY 20, 2017 (n=236)

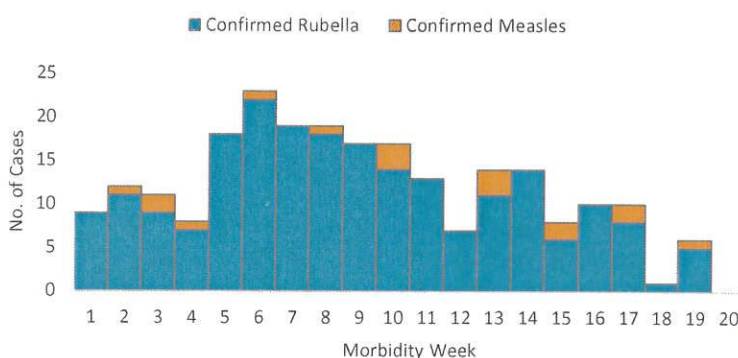
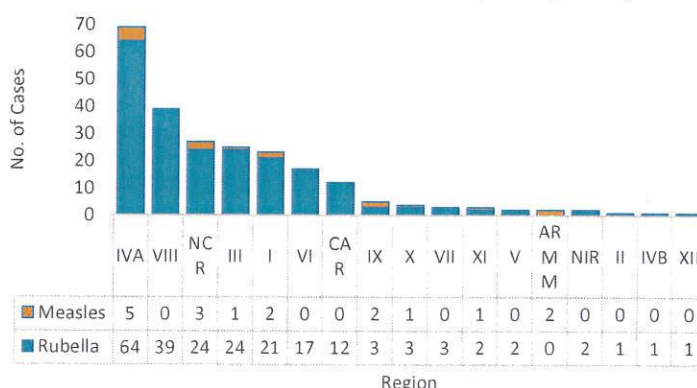
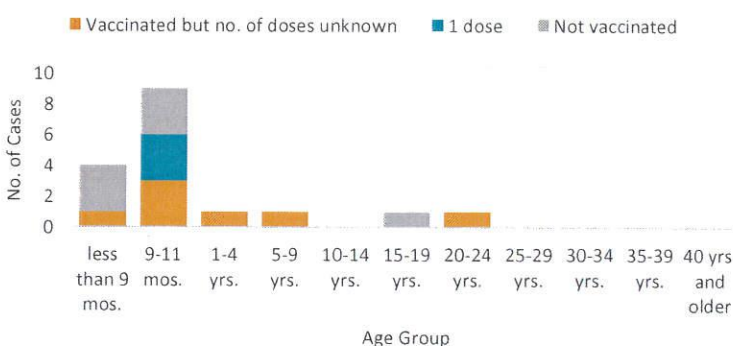


FIGURE 2. CONFIRMED MEASLES AND RUBELLA CASES BY REGION, PHILIPPINES, JANUARY 1 – MAY 20, 2017 (n=236)



see Annex A for case distribution by barangay

FIGURE 4. VACCINATION STATUS OF CONFIRMED MEASLES CASES BY AGE GROUP, PHILIPPINES, JANUARY 1 – MAY 20, 2017 (n=17)



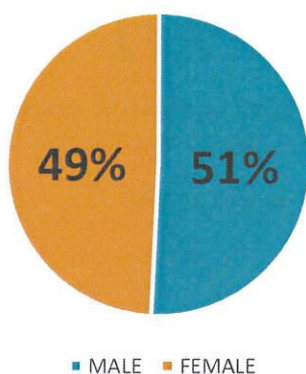


January 1 – May 20, 2017

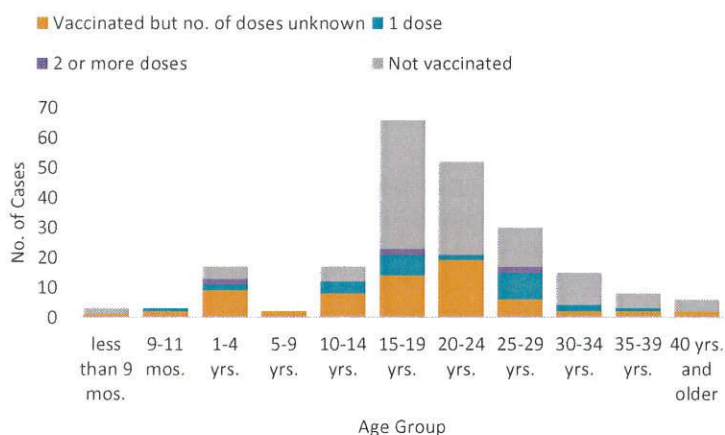
Epidemiology Bureau  
Public Health Surveillance Division

**Profile of Cases: RUBELLA**

**FIGURE 5. CONFIRMED RUBELLA CASES BY SEX, PHILIPPINES, JANUARY 1 – MAY 20, 2017 (n=219)**



**FIGURE 6. VACCINATION STATUS OF CONFIRMED RUBELLA CASES BY AGE GROUP, PHILIPPINES, JANUARY 1 – MAY 20, 2017 (n=219)**



Of the confirmed rubella cases, 110 (51%) cases were male (Figure 5). Majority (30.14%) of the confirmed rubella cases belonged to the 15-19 years old age group, followed by the 20-24 years old age group (23.74%). Most (53.88%) of the cases were not vaccinated while 67 (30.59%) cases were vaccinated but with unknown number of doses as shown in Figure 6. Basis of vaccination status is the number of measles-containing vaccine received.

**Measles and Rubella Clusters :**

One new rubella cluster was detected for morbidity week 20 as follows:

MW	Region	Province	Muncity	Barangay	Place of Transmission	No. of Confirmed Cases	No. of Suspect Cases
16-19	IVA	Batangas	San Jose	Banaybanay II	Unknown	2	1

Ten rubella clusters were detected to date for year 2017. These cases were related in terms of place of residences and onset of symptoms, located in the same barangay or identified place of transmission (e.g. school in Northern Samar) and occurred within 4 consecutive weeks. No measles clusters identified.

**Editorial Board**

IRMA L. ASUNCION, MD, MHA, CESO IV  
Director IV, Epidemiology Bureau

GENESIS MAY J. SAMONTE, MD, MSc, PHSAE  
OIC-Division Chief, PHSD

MARIE L. A. DEJESA, MD, MPM  
Medical Officer IV, PHSD

JUNE CANTATA B. CORPUZ, RN  
Nurse III, PIDSR National Coordinator

JEZA JONAH D. CRUCENA, RN  
Nurse III, VPDS National Coordinator

ALLAN P. IGNACIO  
Statistician II, PHSD





January 1 – May 20, 2017

Epidemiology Bureau  
Public Health Surveillance Division

**ANNEX A. CONFIRMED MEASLES AND RUBELLA CASES BY BARANGAY**

CONFIRMED MEASLES CASES PHILIPPINES, JANUARY 1 - MAY 20, 2017 (n=17)					
REGION	PROVINCE	MUNCITY	BARANGAY	NO. OF CASES as of MW19	NO. OF NEW CASES (MW20)
01	LA UNION	AGOO	SANTA ANA	1	0
01	PANGASINAN	DAGUPAN CITY	MAYOMBO	1	0
03	PAMPANGA	LUBAO	SANTA CRUZ	1	0
04A	BATANGAS	LIPA CITY	MARAUOY	0	1
		SAN JOSE	SANTA ANA	0	1
	CAVITE	TANZA	SANJA MAYOR	1	0
	QUEZON	TAYABAS	BAGUIO	1	0
	RIZAL	ANTIPOLO CITY	SAN JOSE	1	0
09	ZAMBOANGA DEL SUR	ZAMBOANGA CITY	AYALA	1	0
			TUMAGA	1	0
10	MISAMIS ORIENTAL	MANTICAO	POBLACION	1	0
11	DAVAO DEL NORTE	ISLAND GARDEN CITY OF SAMAL	SAN ISIDRO (BABAK)	1	0
ARMM	BASILAN	LAMITAN CITY	COLONIA	1	0
			MATATAG	1	0
NCR	METRO MANILA	CALOOCAN CITY	BAGONG BARRIO	1	0
		MANILA CITY	BARANGAY 649	1	0
			TONDO	1	0
PHILIPPINES				15	2

CONFIRMED RUBELLA CASES PHILIPPINES, JANUARY 1 - MAY 20, 2017 (n=219)					
REGION	PROVINCE	MUNCITY	BARANGAY	NO. OF CASES as of MW19	NO. OF NEW CASES (MW20)
01	ILOCOS SUR	SAN VICENTE	SAN SEBASTIAN	1	0
		SANTA	BANAOANG	1	0
		VIGAN CITY	BARANGAY VII	1	0
			NAGSANGALAN	1	0
	LA UNION	ARINGAY	SANTA RITA EAST	1	0
		BANGAR	CADAPLI	1	0
		BAUANG	BACCUIT SUR	1	0
			PAYOCPOC NORTE ESTE	1	0
			PAYOCPOC SUR	1	0
		SAN FERNANDO CITY	BARANGAY I (POB.)	1	0
			LINGSAT	1	0
	PANGASINAN	BINMALEY	GAYAMAN	1	0
		DAGUPAN CITY	BONUAN BOQUIG	1	0
			BONUAN GUESET	1	0
			LUCAO	1	0
			MANGIN	1	0
			NAGUILAYAN	1	0
		MANAOAG	BABASIT	1	0
		MANGATAREM	MACARANG	1	0
		SANTA BARBARA	TULIAO	1	0
		URDANETA CITY	NANCAMALIRAN WEST	1	0
02	ISABELA	SANTIAGO CITY	SAGANA	1	0
			ALASASIN	1	0
03	BATAAN	MARIVELES	BALON-ANITO	1	0
			CAMAYA	2	0
		ORION	ARELLANO (POB.)	1	0
			GENERAL LIM (KAPUT)	1	0



January 1 – May 20, 2017

Epidemiology Bureau  
 Public Health Surveillance Division

CONFIRMED RUBELLA CASES PHILIPPINES, JANUARY 1 - MAY 20, 2017 (n=219)					
REGION	PROVINCE	MUNCITY	BARANGAY	NO. OF CASES as of MW19	NO. OF NEW CASES (MW20)
03	BULACAN	BALIUAG	SABANG	1	0
		CALUMPIT	PALIMBANG	1	0
		MALOLOS CITY	SANTO ROSARIO	1	0
		MARILAO	CAMANSI PRENZA III	1	0
			LAMBAKIN	1	0
	NUEVA ECIJA	SANTA MARIA	SAN GABRIEL	1	0
		SAN ANTONIO	PAPAYA	1	0
	PAMPANGA	MABALACAT CITY	AIRFORCE CITY	3	0
		SANTA ANA	SANTA MARIA	1	0
		SASMUAN	SAN PEDRO	1	0
	TARLAC	LA PAZ	DUMARAIS	1	0
	ZAMBALES	BOTOLAN	PORAC	1	0
		CANDELARIA	MALABON	1	0
		IBA	PALANGINAN	1	0
		SANTA CRUZ	NAULO	1	0
		SUBIC	ILWAS (POB.)	1	0
04A	BATANGAS	BATANGAS CITY	BARANGAY 15 (POB.)	1	0
			BARANGAY 18 (POB.)	1	0
			BARANGAY 19	1	0
			BARANGAY 20 (POB.)	1	0
			CONCEPCION	1	0
			KUMINTANG ILAYA	2	0
			PALLOCAN KANLURAN	4	0
			PALLOCAN WEST	1	0
			PINAMUCAN IBABA	1	0
			SAN ISIDRO	1	0
			SAN MIGUEL	1	0
			SANTO DOMINGO	1	0
			SIMLONG	1	0
			TABANGAO DAO	1	0
			TINGA LABAK	1	0
		LIPA CITY	BANAYBANAY	0	1
			MUNTING PULO	2	0
			POBLACION BARANGAY 2	1	0
			SAMPAGUITA	1	0
		SAN JOSE	BANAYBANAY II	1	1
			CALANSAYAN	1	0
			MAHABANG PARANG	1	0
		SAN PASCUAL	SANTO NIÑO	0	1
		TAYSAN	MABAYABAS	1	0
	CAVITE	BACOR CITY	MOLINO III	1	0
		DASMARIÑAS CITY	BUROL I	1	0
			H-2	1	0
			MALAGASANG II-G	1	0
			MANGAS I	1	0
			MAYPAJO	1	0
			SALAWAG	2	0
			SAN ANTONIO DE PADUA I	1	0
			SAN DIONISIO (BARANGAY 1)	1	0
			SAN FRANCISCO I	1	0
			SAN ISIDRO LABRADOR I	1	0
			SAN JUAN (SAN JUAN I)	1	0
			SAN LORENZO RUIZ II	1	0





January 1 – May 20, 2017

Epidemiology Bureau  
 Public Health Surveillance Division

CONFIRMED RUBELLA CASES PHILIPPINES, JANUARY 1 - MAY 20, 2017 (n=219)					
REGION	PROVINCE	MUNCITY	BARANGAY	NO. OF CASES as of MW19	NO. OF NEW CASES (MW20)
04A	CAVITE	DASMARIÑAS CITY	SAN LUIS II	1	0
			SAN NICOLAS I	1	0
			SAN NICOLAS IV	1	0
			SANTA CRUZ I	1	0
			SANTA LUCIA (SAN JUAN II)	1	0
			SANTA MARIA (BARANGAY 20)	1	0
			VICTORIA REYES	2	0
		IMUS CITY	TANZANG LUMA II	1	0
		SILANG	BIGA I	1	0
			SAN VICENTE II	1	0
		TANZA	AMAYA III	1	0
			BIWAS	1	0
			CALIBUYO	1	0
	LAGUNA	SAN PEDRO	SAN VICENTE	1	0
	QUEZON	LOPEZ	UNSPECIFIED	1	0
	RIZAL	ANTIPOLO CITY	DELA PAZ (POB.)	1	0
			SAN ISIDRO (POB.)	1	0
TAYTAY		SAN JUAN	1	0	
TERESA		PRINZA	1	0	
04B	PALAWAN	PUERTO PRINCESA CITY	SAN MIGUEL	1	0
05	CAMARINES NORTE	LABO	MALATAP	2	0
06	AKLAN	BURUANGA	HABANA	1	0
			TAG-OSIP	9	4
	CAPIZ	TAPAZ	POBLACION	1	0
	ILOILO	PASSI CITY	MAN-IT	1	0
SAN ENRIQUE		CAMIRI	1	0	
07	CEBU	CEBU CITY	PUNTA PRINCESA	1	0
		COMPOSTELA	LUPA	1	0
		MANDAUE CITY	TABOK	1	0
08	NORTHERN SAMAR	SAN ANTONIO	DALUPIRIT	18	0
			MANRAYA	9	0
			PILAR	5	0
			SAN NICOLAS	4	0
			VINISITAHAN	2	0
	SAMAR	CATBALOGAN	MAULONG	1	0
09	ZAMBOANGA DEL NORTE	DIPOLOG CITY	MIPUTAK (POB.)	1	0
	ZAMBOANGA DEL SUR	ZAMBOANGA CITY	BALIWASAN	1	0
			TALON-TALON	1	0
10	MISAMIS OCCIDENTAL	OZAMIS CITY	MALAUABANG	1	0
		TANGUB CITY	BARANGAY VII - UPPER POLAO (POB.)	1	0
	MISAMIS ORIENTAL	CAGAYAN DE ORO CITY	PATAG	1	0
11	COMPOSTELA VALLEY	MARAGUSAN	MARAGUSAN (POB.)	0	1
	DAVAO DEL NORTE	KAPALONG	GUPITAN	1	0
12	SOUTH COTABATO	SURALLAH	RIZAL POBLACION	1	0
CAR	BENGUET	ATOK	ABIANG	1	0
		BAGUIO CITY	AURORA HILL	1	0
			CABINET HILL-TEACHER'S CAMP	1	0
			CAMP 7	1	0
			CAMP ALLEN	1	0
			POLIWES	1	0
			SAN CARLOS HEIGHTS	1	0
			SANITARY CAMP, NORTH	1	0
			SANTO TOMAS PROPER	1	0



January 1 – May 20, 2017

Epidemiology Bureau  
 Public Health Surveillance Division

CONFIRMED RUBELLA CASES PHILIPPINES, JANUARY 1 - MAY 20, 2017 (n=219)					
REGION	PROVINCE	MUNCITY	BARANGAY	NO. OF CASES as of MW19	NO. OF NEW CASES (MW20)
CAR	BENGUET	ITOGON	LOACAN	1	0
		LA TRINIDAD	AMBIONG	1	0
			PICO	1	0
NCR	METRO MANILA	CALOOCAN CITY	BARANGAY 170	1	0
			BARANGAY 179	1	0
		MAKATI CITY	PITOGO	1	0
		MALABON CITY	TONSUYA	1	0
		MANDALUYONG CITY	PAG-ASA	1	0
		MANILA CITY	BARANGAY 399	1	0
			BINONDO	1	0
			BRGY. 33	1	0
			OLD SITE BASECO	1	0
			PACO	1	0
			SAMPALOC	1	0
			SANTA CRUZ	1	0
			BARRIO BANANA	1	0
		PARAÑAQUE CITY	DON GALO	1	0
			SAN DIONISIO	1	0
		PASAY CITY	BRGY. 145	1	0
		QUEZON CITY	MARIANA	1	0
			PROJECT 4	2	0
		SAN JUAN CITY	ONSE	2	0
			WEST CRAME	3	0
NIR	NEGROS OCCIDENTAL	ENRIQUE B. MAGALONA	POBLACION II (BARANGAY 2)	1	0
		VALLADOLID	DOLDOL	1	0
PHILIPPINES				211	8