



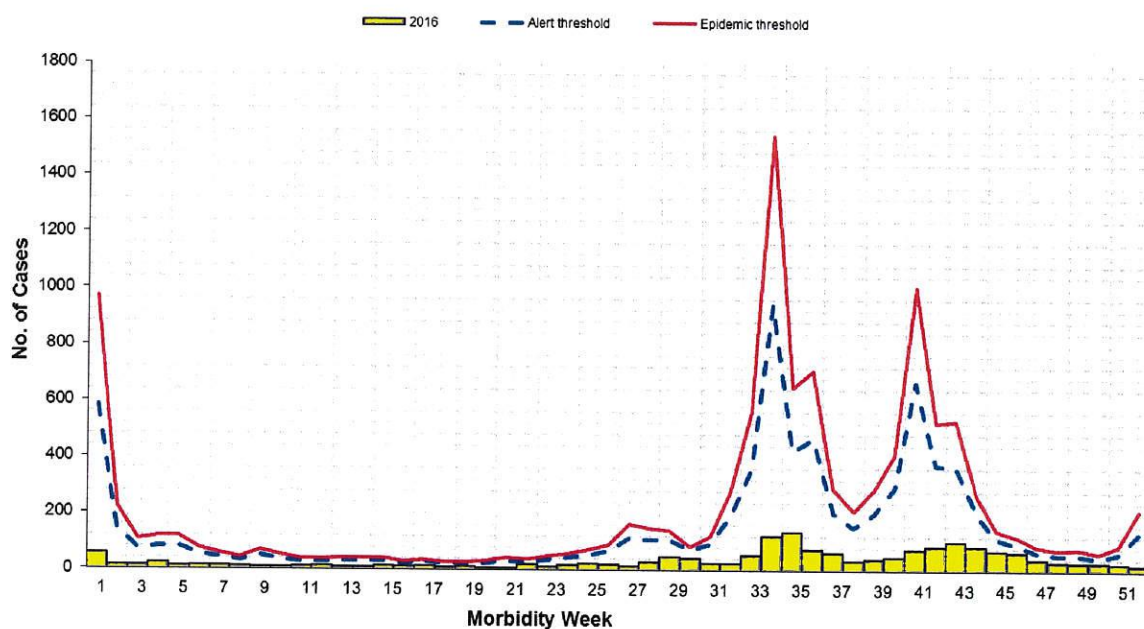
Morbidity Week 52 : January 1-December 31, 2016

Epidemiology Bureau
Public Health Surveillance Division

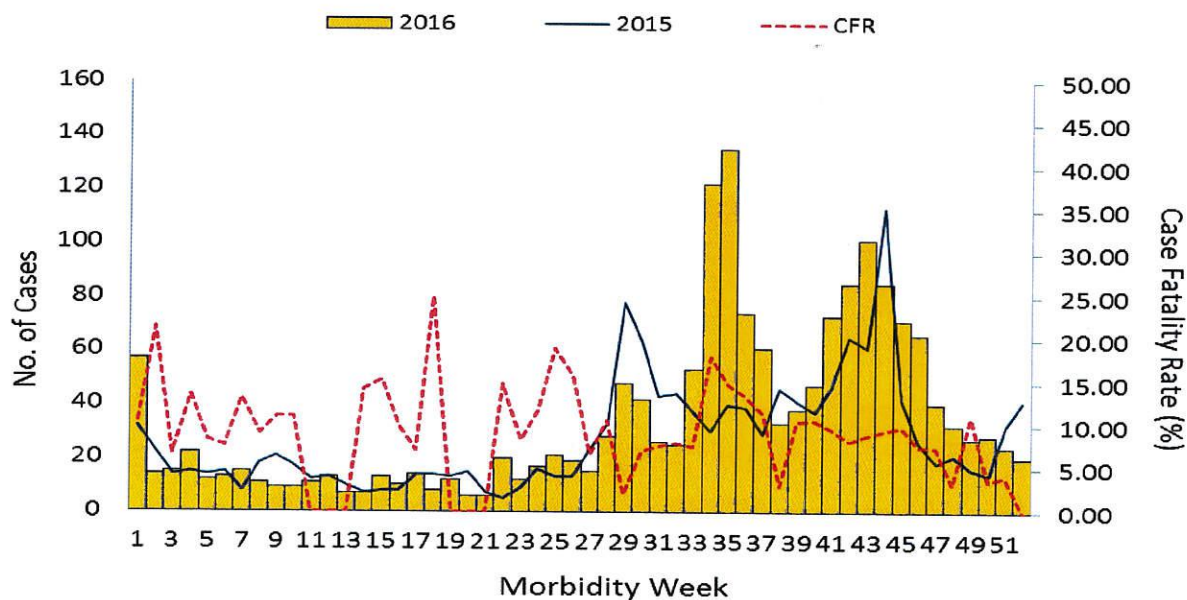
Trend in the Philippines

A total of **1,772** suspect leptospirosis cases were reported nationwide from January 1 to December 31, 2016. This is **23.6%** higher compared to the same time period last year (**1,434**).

**Fig. 1 Suspected Leptospirosis Cases by Morbidity Week
Philippines, as of December 31, 2016 (N=1,772)**



**Fig. 2 Suspect Leptospirosis Cases by Morbidity Week,
Philippines, as of December 31, 2016
*2016 vs 2015 (N=1,772)**



*NOTE: Case counts reported here do NOT represent the final number and are subject to change after inclusion of delayed reports and review of cases.



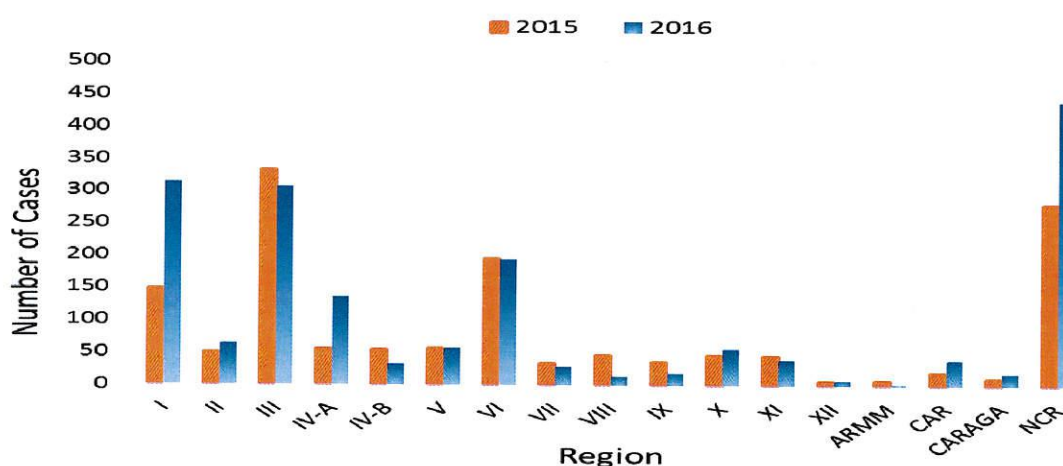
Morbidity Week 52 : January 1-December 31, 2016

Epidemiology Bureau
Public Health Surveillance Division

Geographic Distribution

Most of the cases were from the following regions: **NCR** (24.8%), **REGION I** (17.8%), **REGION III** (17.4%), **REGION VI** (11.0%) and **REGION IV-A** (7.7%).

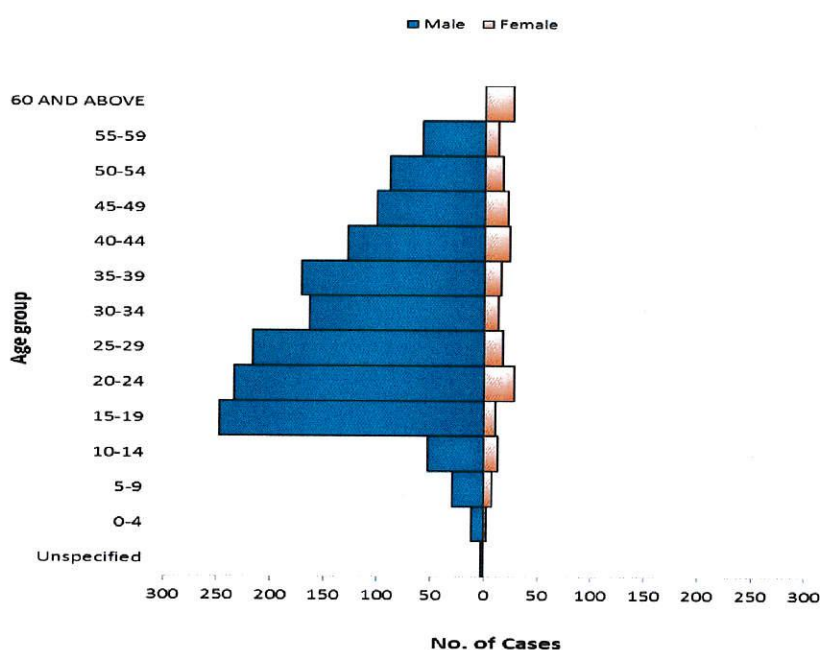
**Fig. 3 Suspect Leptospirosis Cases by Region
Philippines, 2016 vs 2015**



Profile of Cases

Ages of cases ranged from less than 1 to 77 years old (median = 30 years). Majority (88.5%) of cases were male. Most (14.8%) of the cases belonged to the age group of 20-24 years old (Fig. 4). There were 177 deaths (CFR = 9.99%). The 50-54 age group (Fig. 5) has the highest CFR (22.54%).

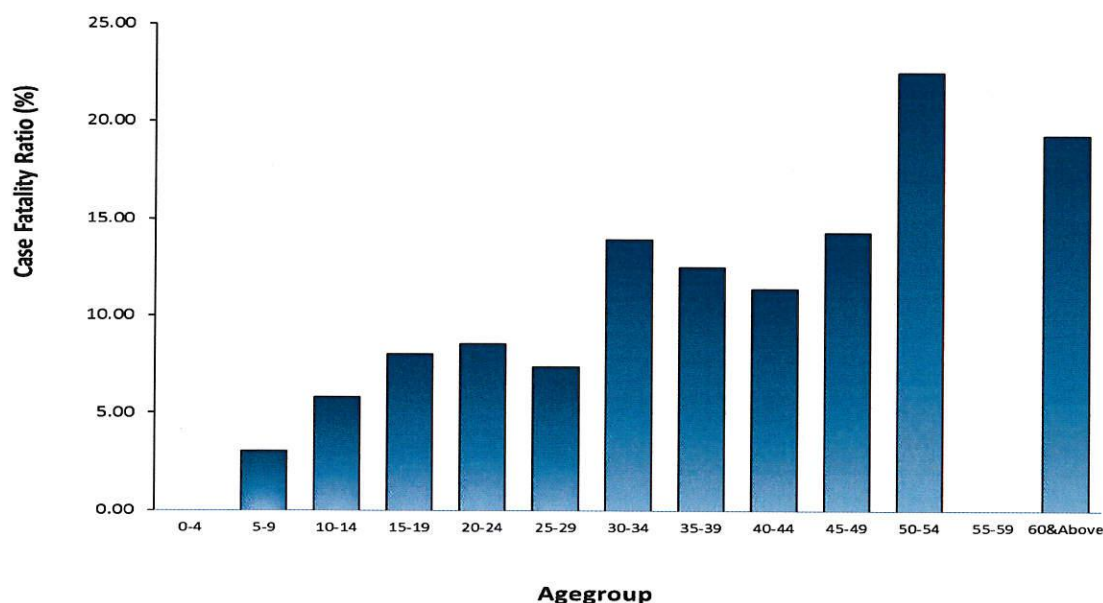
**Fig.4 Suspect Leptospirosis Cases by Agegroup and Sex
Philippines, as of December 31, 2016 (N=1,772)**



*NOTE: Case counts reported here do NOT represent the final number and are subject to change after inclusion of delayed reports and review of cases.



Fig. 5 Suspect Leptospirosis Case Fatality Rate (CFR) by Age Group, Philippines, as of December 31, 2016 (n=177)



**Table 1. Leptospirosis Cases & Deaths by Region
Philippines, *2016 vs 2015**

Region	Cases			Deaths			
	*2016	2015	% Change	*2016	CFR (%)	2015	CFR (%)
I	315	148	112.8	47	14.92	20	13.51
II	64	50	28.0	8	12.50	3	6.00
III	308	333	-7.5	19	6.17	14	4.20
IV-A	136	56	142.9	16	11.76	7	12.50
IV-B	33	55	-40.0	0	0.00	5	9.09
V	58	57	1.8	1	1.72	7	12.28
VI	195	196	-0.5	18	9.23	12	6.12
VII	28	34	-17.6	8	28.57	2	5.88
VIII	13	47	-72.3	0	0.00	3	6.38
IX	19	37	-48.6	1	5.26	5	13.51
X	57	47	21.3	2	3.51	7	14.89
XI	39	46	-15.2	7	17.95	3	6.52
XII	7	7	0.0	2	28.57	1	14.29
ARMM	2	8	-75.0	0	0.00	1	12.50
CAR	39	20	95.0	0	0.00	3	15.00
CARAGA	19	12	58.3	0	0.00	2	16.67
NCR	440	281	56.6	48	10.91	36	12.81
Total	1772	1434	23.6	177	9.99	131	9.14

*NOTE: Case counts reported here do NOT represent the final number and are subject to change after inclusion of delayed reports and review of cases.



Morbidity Week 52 : January 1-December 31, 2016

Epidemiology Bureau
Public Health Surveillance Division

**Table 2. Weekly Leptospirosis Summary Report by Region
Philippines, as of December 31, 2016**

Region	Morbidity Week				52nd Morbidity Week		Cumulative Total	
	48	49	50	51	2016	2015	1st wk to 52nd wk	
I	0	2	1	0	2	0	315	148
II	3	3	1	2	1	0	64	50
III	5	4	4	3	0	8	308	333
IV-A	2	3	2	1	0	1	136	56
IV-B	2	2	0	0	0	28	33	55
V	5	1	1	0	5	0	58	57
VI	4	4	3	5	2	1	195	196
VII	1	1	2	0	0	1	28	34
VIII	0	1	1	0	0	0	13	47
IX	0	1	0	0	0	0	19	37
X	1	0	1	1	2	0	57	47
XI	3	0	2	1	1	1	39	46
XII	0	0	0	0	0	0	7	7
ARMM	0	0	0	0	0	0	2	8
CAR	0	1	5	3	0	0	39	20
CARAGA	0	2	0	0	0	0	19	12
NCR	6	2	5	8	7	1	440	281
Total	32	27	28	24	20	41	1772	1434

EDITORIAL BOARD


IRMA L. ASUNCION, MD, MHA, CESO IV
Director IV, Epidemiology Bureau


GENESIS MAY J. SAMONTE, MD, MSc, PHSAE
OIC, Division Chief PHSD


Allan P. Ignacio
Statistician II


June Cantata B. Corpuz, RN
Nurse III


Jeza Jonah D. Crucena, RN
Nurse III