



Event-based Surveillance and Response May Monthly Report

May 1 - 31, 2020 Summary of Captured Health Events

- A total of 164 health events were captured and verified by Epidemiology Bureau - ESR Unit
- From the 164 verified health events, 145 (88%) were reported as acute public health threats and disseminated to stakeholders nationwide
- NCR had the most (23, 14%) number of captured health events followed by Region 12 (20, 12%) and Region 1 (13, 8%)
- The most number of reported health events by EB-ESRU were EREID⁵ (110, 76%) followed by Zoonotic Diseases (11, 8%) and VPD⁴ (7, 5%)
- Most (125, 86%) of the status of health events are ongoing

CAPTURE		No.	%	VERIFICATION OF HE ¹		No.	%	VERIFICATION (cont'd)		No.	%
Total no. of HE¹ captured:		164		Verified by EB-ESRU	19	13%	Status:				
Source:				Verified by RESUs ²	118	81%	Ongoing		125	86%	
DOH		155	95%	Verified by IHR ³ focal units	6	4%	Controlled		13	9%	
Internet		1	1%	Others	2	1%	Closed		7	5%	
Others		8	5%	Total	145	100%	Total		145	100%	
Total		164	100%	Disease Classification:				ASSESSMENT		No.	%
Regions with most no. of captured HE¹:				EREID ⁵	110	76%	Level of Concern:				
NCR		23	14%	Zoonotic Diseases	11	8%	PHELC ⁷		31	21%	
Region 12		20	12%	VPD ⁴	7	5%	PHERC ⁸		1	1%	
Region 1		13	8%	Food and Waterborne Diseases	6	4%	PHENC ⁹		113	78%	
Means of Capture:				Chemical-Related	4	3%	PHEIC ¹⁰		0	0%	
Active		19	12%	Vector-borne Diseases	2	1%	Total		145	100%	
Passive		145	88%	Meningococcal Diseases	1	1%	RESPONSE		No.		
Total		164	100%	Maternal Death	1	1%	No. of HE ¹ with local response		145		
FILTER		No.	%	HIV-Related Disease ⁶	0	0%	No. investigated by FETP ¹³ Fellows		1		
Reported		145	88%	Others	3	2%	FEEDBACK		No.		
Filtered		18	11%	Total	145	100%	This month		164		
FYI		1	1%	Top regions with reported HE¹:				YTD ¹²		715	
Total		164	100%	NCR	34	23%					
				Region 7	23	16%					
				Region 12	14	10%					

Regional Distribution of Captured Health Events

Region	No. captured (May 2020)	REPORTED HEALTH EVENTS						STATUS (this month)			ASSESSMENT (this month)				Total no. of HE ¹ responded locally (this mo.)	Total no. of HE ¹ with feedback to RO ¹¹ (this mo.)
		2020			2019			Closed	Controlled	On-going	PHELC ⁷	PHERC ⁸	PHENC ⁹	PHEIC ¹⁰		
		May	Past 3 months	YTD ¹²	May	Past 3 months	YTD ¹²									
Passive																
Region 1	2	2	8	12	6	2	12	0	1	0	1	0	2	0	2	2
Region 2	4	2	7	21	3	1	13	1	0	1	0	1	0	2	4	
Region 3	2	2	15	23	6	9	14	0	0	2	1	0	1	0	2	
Region 4A	8	8	7	11	3	5	9	0	0	8	3	0	5	0	8	
Region 4B	1	1	3	7	1	2	4	0	0	1	1	0	0	0	1	
Region 5	12	5	2	8	17	6	32	0	0	5	3	0	2	0	5	
Region 6	11	9	24	54	24	6	40	1	1	7	3	0	6	0	9	
Region 7	23	23	0	19	3	7	9	0	1	22	2	0	21	0	23	
Region 8	0	0	4	10	6	2	16	0	0	0	0	0	0	0	0	
Region 9	2	2	2	10	4	4	14	1	2	0	2	0	0	0	2	
Region 10	9	9	17	28	1	0	3	1	0	8	1	0	8	0	9	
Region 11	3	3	16	33	2	2	5	0	0	3	0	0	3	0	3	
Region 12	16	14	18	60	16	15	39	3	3	8	10	1	3	0	14	
Caraga	8	3	5	22	14	4	27	0	2	1	3	0	0	0	3	
BARMM	1	1	3	13	0	0	0	0	0	1	0	0	1	0	1	
CAR	0	0	4	14	0	0	2	0	0	0	0	0	0	0	0	
NCR	34	34	22	91	12	10	36	0	0	34	0	0	34	0	34	
IHR	7	6	4	67	10	3	34	0	2	4	1	0	5	0	6	
Others	2	2	5	183	5	0	9	0	0	2	0	0	2	0	2	
Sub-total	145	126	166	686	133	78	318	7	12	107	31	1	94	0	126	
Active																
Active	19	19	5	29	0	0	2	0	1	18	0	0	19	0	19	
Total	164	145	171	715	133	78	320	7	13	125	31	1	113	0	145	

Legend:

- | | | |
|--|---|--|
| 1 Health Event | 6 Human Immunodeficiency Virus | 11 Regional Office |
| 2 Regional Epidemiology and Surveillance Unit | 7 Public Health Event of Local Concern | 12 Year to date |
| 3 International Health Regulations | 8 Public Health Event of Regional Concern | 13 Field Epidemiology Training Program |
| 4 Emerging and Re-emerging Infectious Diseases | 9 Public Health Event of National Concern | |
| 5 Vaccine Preventable Diseases | 10 Public Health Emergency of International Concern | |


Clustering of Confirmed COVID-19 Cases in City Jails in Central Visayas

- On May 1, 2020, Epidemiology Bureau received a report regarding Clustering of Confirmed COVID-19 cases in four (4) city jails in Central Visayas
- On May 10 - 29, 2020, FETP fellows conducted an epidemiologic investigation and establish surveillance in jails
- A total of 632 (36%) out of 1,775 tested positive for COVID-19 from four (4) city jails
- Distribution of cases per city jail:
 - Jail A (416 cases, 3 deaths)
 - Jail B (189 cases, 1 death)
 - Jail C (1 case, 0 death)
 - Jail D (26 cases, 1 death)
- Jail A and D were observed to be congested and there is difficulty in implementing social distancing
- Activities conducted include records review, active case finding, and training on COVID-Kaya System



Epidemiologic investigation and training on COVID-19 Reporting in City Jails in Central Visayas by FETP Fellows

Prepared by:


Fatima D. Dado, RN
ESR Officer, PHSD


Reviewed by:


Mariz Zheila C. Blanco, RN, PHSAE
Nurse III, PHSD


Noted by:


Herdie L. Hizon
Supervising Health Program Officer, PHSD


Vikki Carr D. de los Reyes, MD, PHSAE
Medical Officer III, PHSD


Ma. Nemia L. Sucaldito, MD, PHSAE
Chief, Public Health Surveillance Division

Approved by:


Ferchito L. Avelino, MD, MPH, PHSAE