



Event-based Surveillance and Response Monthly Report for January, 2019

January 2019 Summary of Captured Health Events

- A total of 213 health events were captured and verified by EB-ESR
- From the 213 verified health events, 79 (37%) were reported as an acute public health threat and disseminated to nationwide stakeholders
- NCR had the most number (47, 22%) of captured health events followed by Region 1 (24, 11%)
- The most number of reported health events by Central ESR were Vaccine Preventable Diseases (21, 27%) followed by Zoonotic Diseases (11, 14%)
- Majority (34, 43%) of the status of health events were closed

CAPTURE			VERIFICATION OF HE ¹			VERIFICATION (cont'd)		
	No.	%		No.	%		No.	%
Total no. of HE¹ captured:	213		Verified by Central ESR	1	1%	Status:		
			Verified by RESUs ²	66	84%	Closed	34	43%
Source:			Verified by IHR ³ focal units	11	14%	Ongoing	31	39%
DOH	134	63%	Others	1	1%	Controlled	14	18%
Internet	1	0.5%	Total	79	100%	Total	79	100%
Others	78	37%	Disease Classification:					
Total	213	100%	VPD ⁵	21	27%	ASSESSMENT	No.	%
			Zoonotic Disease	11	14%	Level of Concern:		
Regions with most no. of captured HE¹:			Others	11	14%	PHELC ⁷	61	77%
NCR	47	22%	Meningococcal Disease	10	13%	PHERC ⁸	6	8%
Region 1	24	11%	Food and Waterborne Disease	9	11%	PHENC ⁹	12	15%
Caraga	23	11%	Maternal Death	9	11%	PHEIC ¹⁰	0	0%
Means of Capture:			Vector-borne Disease	5	6%	Total	79	100%
Active	1	0.5%	Chemical-related Disease	2	3%			
Passive	212	99.5%	EREID ⁴	1	1%	RESPONSE	No.	
Total	213	100%	AIDS-Related Disease	0	0%	No. of HE ¹ with local response	79	
			Total	79	100%	No. investigated by FETP ¹³ Fellows	0	
FILTER	No.	%	Top regions with reported HE¹:			FEEDBACK	No.	
Reported by EB-ESR	79	37%	NCR	16	20%	This month	213	
Discarded	133	62%	Region 12	8	10%	YTD ¹²	213	
FYI	1	0.5%	Region 6	7	9%			
Total	213	100%						

Regional Distribution of Captured Health Events

Region	No. captured (January 2019)	REPORTED HEALTH EVENTS						STATUS (this month)			ASSESSMENT (this month)				Total no. of HE ¹ responded locally (this mo.)	Total no. of HE ¹ with feedback to RO ¹¹ (this mo.)
		2019			2018											
		January	Past 3 months	YTD ¹²	January	Past 3 months	YTD ¹²	Closed	Con- trolled	On- going	PHELC ⁷	PHERC ⁸	PHENC ⁹	PHEIC ¹⁰		
Passive																
Region 1	24	2	8	2	3	5	3	2	0	0	2	0	0	0	2	24
Region 2	12	3	4	3	4	2	4	1	0	2	3	0	0	0	3	12
Region 3	10	3	6	3	29	12	29	3	0	0	3	0	0	0	3	10
Region 4A	4	3	9	2	46	8	46	1	0	2	1	2	0	0	3	4
Region 4B	2	2	0	3	2	5	2	0	0	2	2	0	0	0	2	2
Region 5	11	4	5	4	8	12	8	1	2	1	3	1	0	0	4	11
Region 6	13	7	11	7	13	7	13	6	1	0	7	0	0	0	7	13
Region 7	6	2	1	2	1	3	1	1	1	0	1	1	0	0	2	6
Region 8	13	1	11	1	5	5	5	0	1	0	1	0	0	0	1	13
Region 9	6	5	3	5	4	6	4	2	2	1	5	0	0	0	5	6
Region 10	2	2	1	2	0	0	0	1	0	1	2	0	0	0	2	2
Region 11	6	2	2	2	6	6	6	2	0	0	2	0	0	0	2	6
Region 12	20	8	0	8	14	17	14	1	3	4	8	0	0	0	8	20
ARMM	0	0	0	6	3	0	3	0	0	0	0	0	0	0	0	0
CAR	1	0	3	0	2	0	2	0	0	0	0	0	0	0	0	1
CARAGA	23	6	2	16	10	4	10	4	0	2	6	0	0	0	6	23
NCR	47	16	19	0	161	28	161	9	3	4	13	2	1	0	16	47
IHR	11	11	2	11	1	2	1	0	1	10	0	0	11	0	11	11
Others	1	1	2	1	0	0	0	0	0	1	1	0	0	0	1	1
Sub-total	212	78	89	78	312	122	312	34	14	30	60	6	12	0	78	212
Active	1	1	0	1	0	0	0	0	0	1	1	0	0	0	1	1
Total	213	79	89	79	312	122	312	34	14	31	61	6	12	0	79	213

Legend:

- Health Event
- Regional Epidemiology and Surveillance Unit
- International Health Regulations
- Emerging and Re-emerging Infectious Diseases
- Vaccine Preventable Diseases

- Acquired Immune Deficiency Syndrome
- Public Health Event of Local Concern
- Public Health Event of Regional Concern
- Public Health Event of National Concern
- Public Health Emergency of International Concern

- Regional Office
- Year to date
- Field Epidemiology Training Program


Event-based Surveillance and Response (ESR) Activity for the Month

Improving Timeliness in Dissemination of Event-based Surveillance and Response Monthly Accomplishment Reports


- On January 9, 2019, the process improvement project was initiated
- The Process Improvement Team is composed of the ESR Supervisor, Team Leader, Officers, Computer Programmer, and one FMPC Coordinator
- The process improvement are spearheaded by FMPC Fellows Ms. Mariz Zheila Blanco, Ms. Fatima Dado, and Ms. Kean Agapito
- On January 14, 2019, the 1st mentoring for the project was conducted by Dr. Sucaldito at the Epidemiology Bureau
- On January 15, 2019, a meeting was conducted with the ESR team, supervisor, and chief wherein the process improvement project was introduced and be part of the enhanced ESR Manual of Procedures (MOP)



Prepared by:



Fatima D. Dado, RN
ESR Officer, AEHMD

Noted by:



Mariz Zheila C. Blanco, RN
Senior Health Program Officer, AEHMD


Herdie L. Hizon
Supervising Health Program Officer, AEHMD

Vikki Carr D. de los Reyes, MD, PHSAE
FETP Training Officer, AEHMD


Ma. Nemia L. Sucaldito, MD, PHSAE
Chief, Applied Epidemiology and Health Management Division

Approved by:


Ferchito L. Ayelino, MD, MPH, PHSAE
Officer-In-Charge, Epidemiology Bureau