

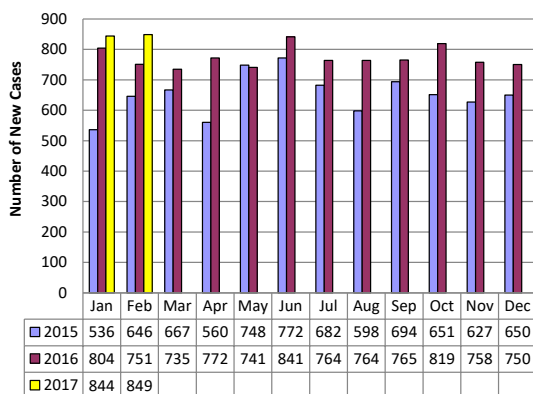
## NEWLY DIAGNOSED HIV CASES IN THE PHILIPPINES

Table 1. Quick Facts

Demographic Data	February 2017	Jan-Feb 2017	Jan 2012 - Feb 2017	Cumulative Jan 1984 - Feb 2017
Total Reported Cases	849	1,693	32,951	41,315
Asymptomatic Cases	755	1,509	30,084	37,466
AIDS Cases	94	184	2,867	3,849
Male	803	1,609	31,520	38,410 <sup>a</sup>
Female	46	84	1,431	2,894 <sup>a</sup>
Age Range (Median)	1-64 (28)	1-66 (27)	1-82 (28)	1-82 (28)
Less than 15 y/o	2	4	57	115 <sup>b</sup>
15-24 y/o	251	515	9,318	11,235 <sup>b</sup>
25-34 y/o	422	849	17,427	21,235 <sup>b</sup>
35-49 y/o	163	295	5,415	7,535 <sup>b</sup>
50 y/o & above	11	30	734	1,121 <sup>b</sup>
Pregnant WLHIV	2	11		160
Newly Started on ART	600			
Total PLHIV on ART				18,767
Reported Deaths	95	128		2,097

<sup>a</sup>No data available on sex for (11) cases  
<sup>b</sup>No data available on age for (74) cases

Figure 1. Number of New HIV Cases by Month (2015-2017)\*



\*Due to our recent system enhancement, the number of cases for September 2015, March 2016, May 2016, and July 2016 was changed upon updating the database.

In February 2017, there were 849 new HIV antibody sero-positive individuals reported to the HIV/AIDS & ART Registry of the Philippines (HARP) [Table 1]. This was 13% higher compared to the same period last year (751). Eighty-nine percent of those were asymptomatic at the time of reporting.

Most (95%) were male. The median age was 28 years old (age range: 1 year-64 years). Half belong to the 25-34 year age group while 30% were youth aged 15-24 years.

The regions with the most number of reported cases were: National Capital Region (NCR) with 310 (37%) cases, Region 4A with 129 (15%) cases, Region 3 with 102 (12%) cases, Region 7 with 79 (9%) cases, and Region 11 with 52 (6%) cases. An additional 177 cases (21%) came from the rest of the country.

Reported modes of transmission were sexual contact (828), needle sharing among injecting drug users (IDU) [19] and mother-to-child transmission (2). Eighty-five percent of infections transmitted through sexual contact were among males who have sex with males (MSM<sup>a</sup>).

A total of 2 pregnant women were diagnosed with HIV in February 2017. One case was from Region 4A and one was from Region 7.

Figure 2. Percentage of Newly Diagnosed Cases per Region (February 2017)

Region	%
NCR	37%
4A	15%
3	12%
7	9%
11	6%
6	4%
1	3%
10	2%
5	2%
2	2%
NIR*	2%
9	1%
12	1%
8	1%
CAR	1%
CARAGA	1%
4B	1%
ARMM	<1%

\*Negros Island Region (Executive Order No. 183)

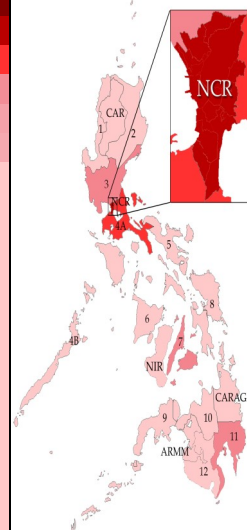
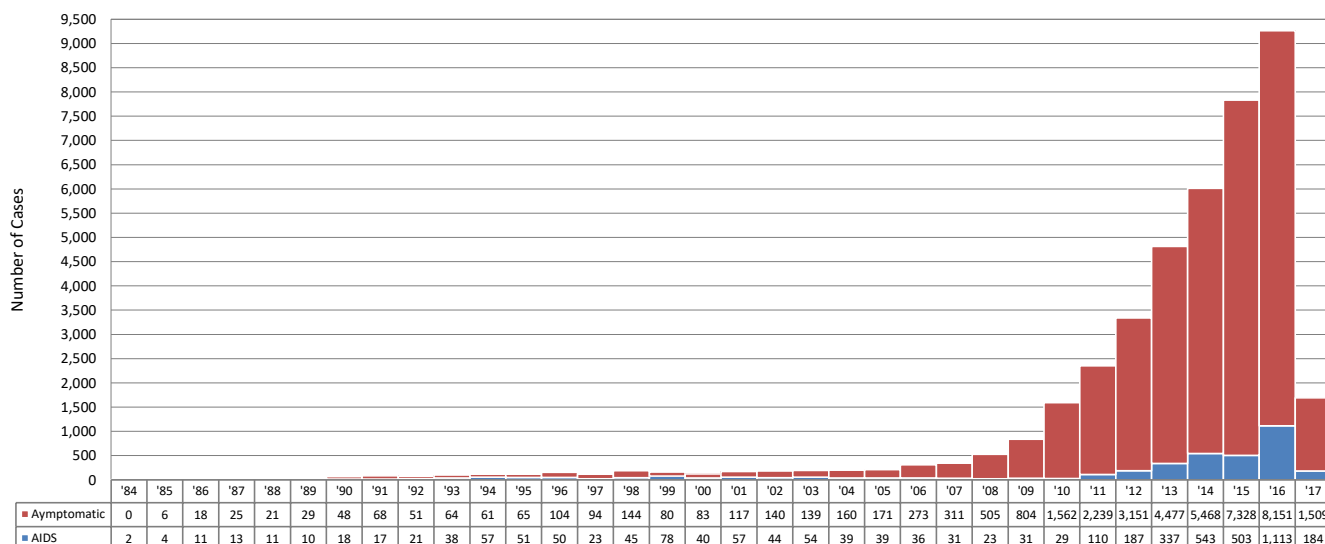


Figure 3. Number of HIV Cases Reported in the Philippines by Year, January 1984 to February 2017 (N=41,315)\*



\*Due to our recent system enhancement, the number of cases for September 2015, March 2016, May 2016, and July 2016 was changed upon updating the database.

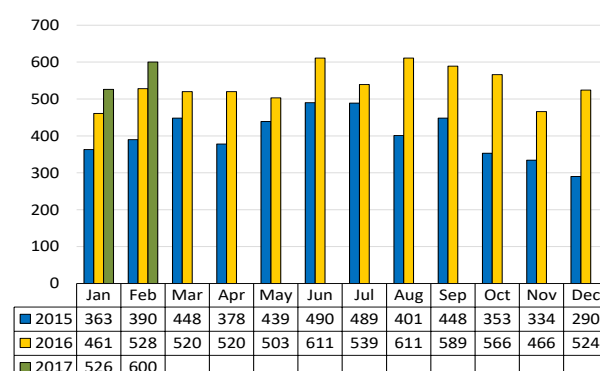
## PLHIV on Anti-Retroviral Therapy (ART)

In February 2017, there were 600 patients who started on ART. The median CD4 of these patients upon enrollment was 177 cells/mm<sup>3</sup>.

A total of 18,767\* PLHIV were presently on ART as of February 2017. Most (97%) were males. The median age of patients was 31 years (range: 8 months-78 years). Ninety-five percent were on first line regimen, 4% were on second line regimen, and 1% were on other regimen.

*\*Note: This is the total number of adult and pediatric patients currently enrolled and accessing antiretroviral drugs (ARV) in the 40 treatment hubs and satellites. It does not include patients who were previously taking ARV but have already died, have left the country, have been lost to follow up, or opted not to take ARV anymore. The "lost to follow up" criteria was also moved to 3 months after date of next pick up from the previous 6 months.*

Figure 4. Number of Newly-Initiated on ART by Month (2015-2017)



## HIV/AIDS EPIDEMIC TRENDS IN THE PHILIPPINES (January 1984 - February 2017)

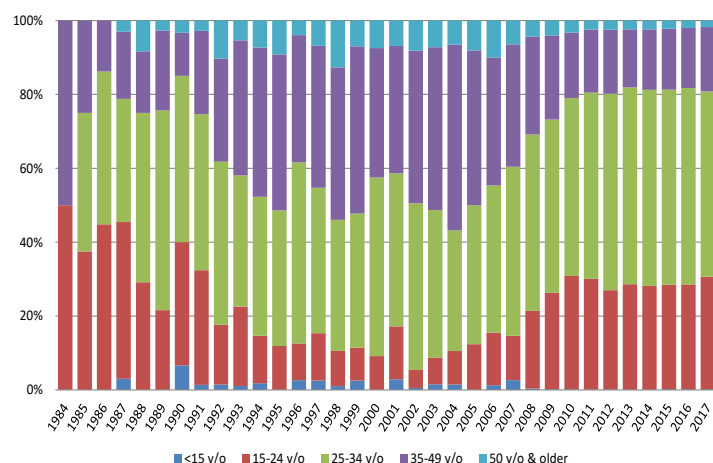
The first AIDS case in the Philippines was reported in 1984. From January 1984 to February 2017, there has been 41,315 HIV Ab sero-positive cases reported to the HARP (Table 1). Ninety-one percent (37,466) of the total reported cases were asymptomatic at the time of reporting. Ninety-three percent (38,410) were male and 2,894 (7%) were female\*. The median age\* was 28 years old (age range: 1 year-82 years). More than half (21,235 or 51%) were from the 25-34 year age group while 11,235 (27%) were youth aged 15-24 years (Figure 5).

Eighty percent (32,951) of all the 41,315 diagnosed cases in the Philippines were reported from January 2012 to February 2017 (Table 1). Most (91%) of these cases were still asymptomatic at the time of reporting.

In the early years of the epidemic (1984-1990), 62% (133 of 216 cases) were female.

*\*Note: From 1984–February 2017, 74 did not report AGE, 11 did not report SEX*

Figure 5. Distribution of HIV Cases by Age Group, January 1984-February 2017

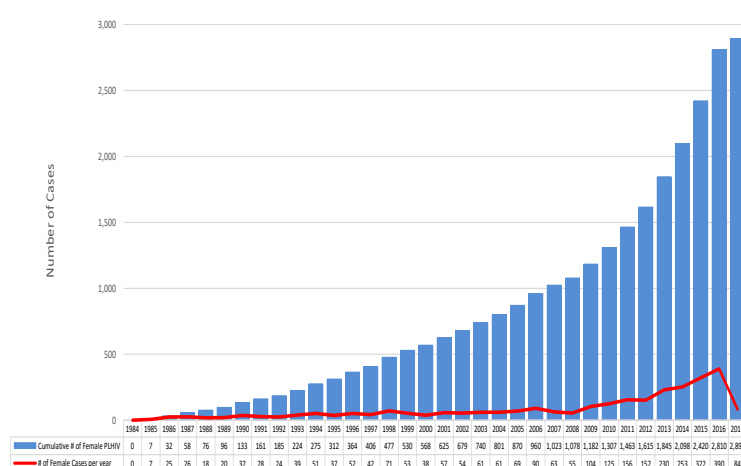


From 1991 to present, males comprised 93% (38,327 out of 41,088) of the total number of HIV/AIDS cases in the Philippines in that time period.

The age group with the biggest proportion of cases has become younger: between 2001 to 2005, it was 35-49 years; starting from 2006, the age proportion shifted to 25-34 years (Figure 5). The proportion of HIV positive cases in the 15-24 year age group increased from 25% in 2006-2010 to 28% in 2011-2017.

Meanwhile, the absolute number of cases among females has also been increasing. Cases of HIV transmission from mother to child are more likely to increase if female patients are not linked to HIV care. Ninety-three percent (2,682) of all female cases were diagnosed when they were between 15-49 years of age.

Figure 6. Number of HIV Cases among Females per Year, Jan 1984-Feb 2017 (N=2,894)



## Geographical Distribution

From January 1984 to February 2017, the regions with the most number of reported cases were NCR with 17,516 (42%) cases, Region 4A with 5,835 (14%) cases, Region 7 with 3,736 (9%) cases, Region 3 with 3,521 (9%) cases, and Region 11 with 2,447 (6%) cases. Seventeen percent (7,114) of the cases came from the rest of the country (ROTC) while 1,146 (3%) had no data on region (Table 2).

Of the 2,894 females reported with HIV, 748 (26%) were from NCR, 481 (17%) were from Region 3, 311 (11%) were from Region 7, 276 (10%) were from Region 4A and 774 (27%) were from other regions while 304 (11%) had no data on region.

The regions with the most number of Overseas Filipino Workers (OFW) reported to the HARP were NCR with 1,679 cases, Region 4A with 799 cases, and Region 3 with 505 cases.

Table 2. Percentage of HIV Cases per Region

Region	February 2017 (N=849)	Jan-Feb 2017 (N=1,693)	Jan 2012– Feb 2017 (N=32,951) <sup>a</sup>	Cumulative Jan 1984– Feb 2017 (N=41,315) <sup>b</sup>
NCR	310 (37%)	617 (36%)	13,807 (42%)	17,516 (42%)
4A	129 (15%)	280 (17%)	4,951 (15%)	5,835 (14%)
7	79 (9%)	141 (8%)	3,162 (10%)	3,736 (9%)
3	102 (12%)	193 (11%)	2,833 (9%)	3,521 (9%)
11	52 (6%)	102 (6%)	2,065 (6%)	2,447 (6%)
ROTC	177 (21%)	360 (21%)	6,120 (19%)	7,114 (17%)

<sup>a</sup>From January 2012-February 2017, no particular region were reported for 13 cases

<sup>b</sup>From January 1984-February 2017, no particular region were reported for 1,146 cases

Table 3. Reported Modes of HIV Transmission

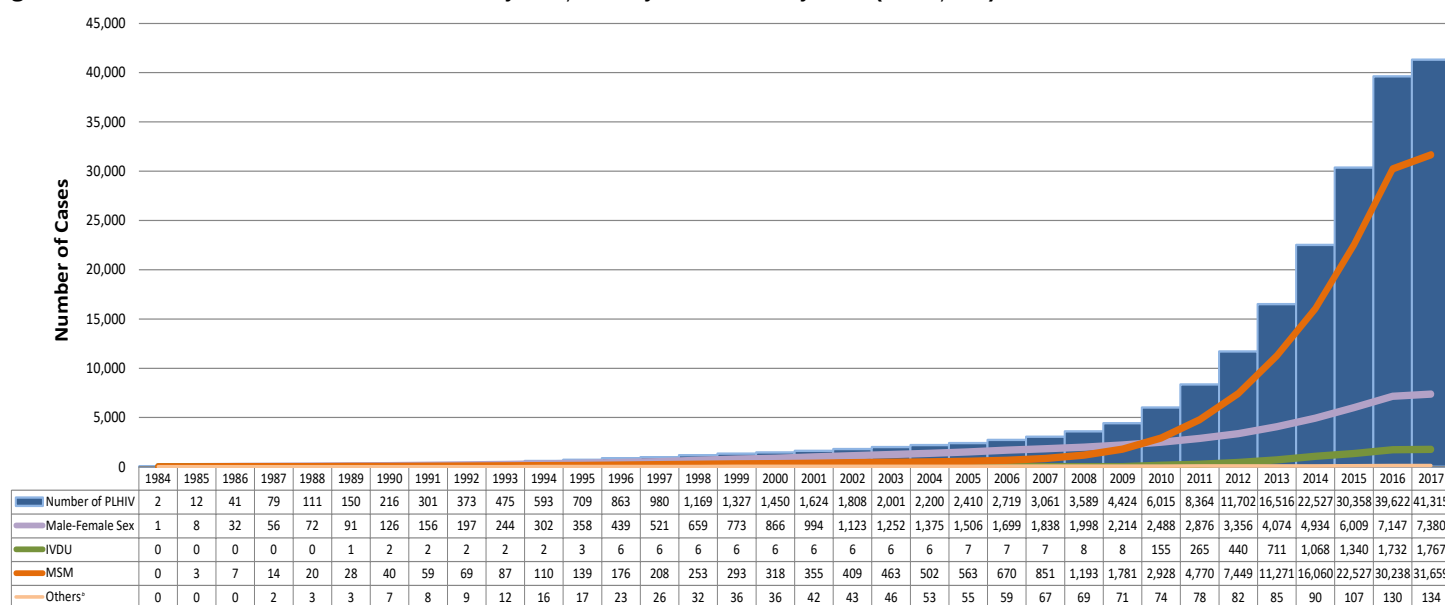
Mode of Transmission	February 2017 (N=849)		Jan-Feb 2017 (N=1,693)		Jan 2012–Feb 2017 (N=32,951)		Cumulative Jan 1984–Feb 2017 (N=41,315) <sup>a</sup>	
	M	F	M	F	M	F	M	F
<b>Sexual Contact</b>	<b>783</b>	<b>45</b>	<b>1,572</b>	<b>82</b>	<b>30,061</b>	<b>1,332</b>	<b>36,387</b>	<b>2,652</b>
Male-Female Sex	76	45	151	82	3,172	1,332	4,728	2,652
Male-Male Sex	442	0	911	0	16,480	0	19,368	0
Sex with Males & Females	265	0	510	0	10,409	0	12,291	0
<b>Blood/Blood Products</b>	<b>0</b>	<b>0</b>	<b>0</b>	<b>0</b>	<b>0</b>	<b>0</b>	<b>5</b>	<b>15</b>
<b>Sharing of Infected Needles</b>	<b>19</b>	<b>0</b>	<b>34</b>	<b>1</b>	<b>1,427</b>	<b>75</b>	<b>1,668</b>	<b>99</b>
<b>Needle Prick Injury</b>	<b>0</b>	<b>0</b>	<b>0</b>	<b>0</b>	<b>0</b>	<b>0</b>	<b>2</b>	<b>1</b>
<b>Mother-to-Child</b>	<b>1</b>	<b>1</b>	<b>3</b>	<b>1</b>	<b>32</b>	<b>24</b>	<b>61</b>	<b>50</b>
<b>No Data Available</b>	<b>0</b>	<b>0</b>	<b>0</b>	<b>0</b>	<b>0</b>	<b>0</b>	<b>287</b>	<b>77</b>

<sup>a</sup>From January 1984–February 2017, 11 did not report sex

82% (26,889) of new infections through sexual contact were among MSM.

From 1984 to 2009, transmission through sharing of infected needles were at <1% of the total cases reported. The cases among injecting drug users (IDU) spiked in 2010 comprising 9% (147) of the total cases reported that year. However, new cases among people who inject drugs decreased to ≤ 6% of the total cases in succeeding years.

In different regions, predominant modes of transmission vary distinctively. Almost half (47%) of the MSM ever reported were from NCR; almost all of the IDU were from Region 7; and 40% of females who engaged in transactional sex were from Region 3.

Figure 7. Cumulative Number of HIV Transmission by Year, January 1984-February 2017 (N=41,315)<sup>c</sup>

<sup>c</sup>Due to our recent system enhancement, the numbers of cases for September 2015, March 2016, May 2016, and July 2016 were changed upon updating the database.

<sup>d</sup>Others include the following MOT: needle prick injury, blood/blood products, and mother-to-child transmission

<sup>e</sup>No reported Mode of Transmission for (375) cases

## REPORT ON SPECIAL POPULATIONS

### Youth (15-24 years old)

In February 2017, 251 (30%) cases were among youth aged 15-24 years. Most (95%) were male. Almost all (250) were infected through sexual contact (23 male-female sex, 154 male-male sex, 73 sex with both males & females), and one (1) through needle sharing among IDU.

From January 1984 to February 2017, 11,235 (27%) of the reported cases were 15-24 years old. Eighty-three percent (9,318) of all the youth were reported from January 2012 to February 2017. From 1984 to 2002, more than half of the cases among the youth were females (179 or 71%). However, in 2003, there was an equal number of males and females reported. Since then, the trend reversed to male predominance. Ninety-six percent (10,741) were infected through sexual contact (1,327 male-female sex, 5,996 male-male sex, 3,418 sex with both males & females); 433 were infected through needle sharing among IDU, and 1 was infected through mother-to-child transmission.

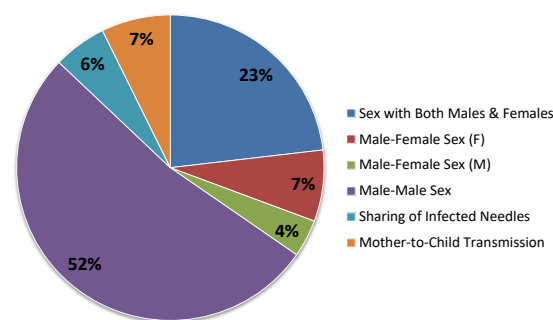
Note: From January 1984–February 2017, 60 did not report mode of transmission among 15 to 24 years old

**REPORT ON SPECIAL POPULATIONS (continuation)****Children (<10 years old ) and Adolescents (10-19 years old)**

In February 2017, 38 adolescents aged 10-19 years were reported to HARP. All were infected through sexual contact (5 male-female sex, 22 male-male sex, 11 sex with both males & females).

From January 1984 to February 2017, 1,522 (4%) of the reported cases were 19 years old and below. Seven percent (105 out of 1,522) were children (less than 10 y/o) and among them, 102 were infected through mother-to-child transmission, 1 through blood transfusion and 2 had no specified mode of transmission. Ninety-three percent (1,417 out 1,522) were adolescents. Among these, 1,289 (91%) were male. Most (93%) of the adolescents were infected through sexual contact (174 male-female sex, 793 male-male sex, 350 sex with both males & females), 85 (6%) were infected through sharing of infected needles, 8 (1%) through mother-to-child transmission, and 7 had no specified mode of transmission (Figure 8).

**Figure 8. Modes of Transmission Among Children and Adolescents, January 1984–February 2017 (N=1,522)\***



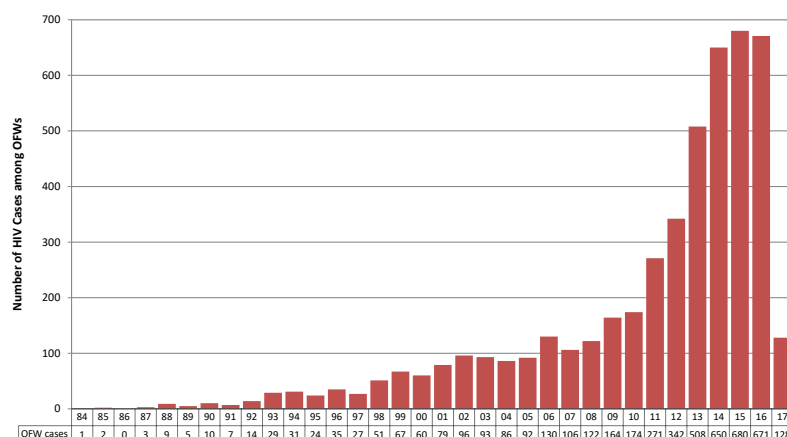
\*Note: No mode of transmission reported for 9 cases

**Overseas Filipino Workers (OFW)**

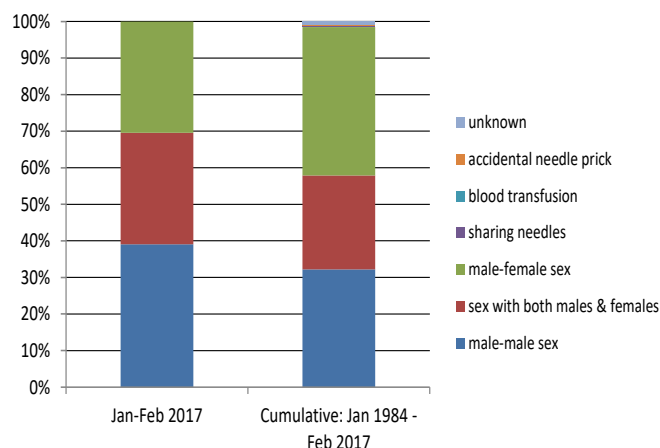
Sixty-three OFWs were reported in February 2017, comprising 7% of the total newly diagnosed cases. Eighty-nine percent (56) were male. All were infected through sexual contact (21 male-female sex, 22 male-male sex, and 20 sex with both males and females) [Figure 10]. The ages of male OFWs ranged from 19-55 years (median: 30 years) and 54% of those belonged to the 25-34 year age group. Among the female OFWs, the ages were 25-42 years (median: 34 years). Among all the OFW diagnosed in February 2017, most (54%) belonged to the 25-34 years age group.

From January 1984 to February 2017, out of the 41,314 cases, 4,767 (12%) were HIV-positive OFWs (Figure 9). Of these, 4,048 (85%) were male. More than half (58%) were MSM (1,534 male-male sex and 1,225 sex with both males & females). The ages of male OFWs ranged from 16 years-80 years (median: 32 years). Among female OFWs, ages ranged from 20 years-73 years (median: 34 years old).

**Figure 9. Number of Reported OFW diagnosed with HIV, Jan 1984–Feb 2017 (N=4,767)**



**Figure 10. Modes of Transmission among OFW, Jan 1984–Feb 2017**

**People who Engage in Transactional Sex**

People who engage in transactional sex are those who report that they pay for sex, regularly accept payment for sex, or do both.

In February 2017, 11% (92) of the reported cases engaged in transactional sex. Most (93%) were male (Table 4) whose ages ranged from 18 to 54 years (median: 30 years) while 6 were female whose ages ranged from 19-35 years (median: 31 years).

A total of 3,693 cases reported in HARP from December 2012 to February 2017 were people who engaged in transactional sex. There were 1,990 (54%) paid for sex, 1,115 (30%) accepted payment for sex, and 588 (16%) engaged in both. Ninety-six percent (3,532) were male.

**Table 4. HIV Cases Among People who Engage in Transactional Sex**

Type of Transactional Sex	February 2017 (N=92)	Jan-Feb 2017 (N=171)	Cumulative Dec 2012 – Feb 2017 (N=3,693)
Accepted payment for sex only:	26 (28%)	53 (31%)	1,115 (30%)
Male	22	47	1,025
Female	4	6	90
Age Range (Median) in Years	18-50 (26)	18-50 (27)	15-67 (26)
Paid for sex only:	48 (52%)	86 (50%)	1,990 (54%)
Male	48	86	1,977
Female	0	0	13
Age Range (Median) in Years	23-54 (31)	20-61 (31)	16-79 (31)
Engaged in both:	18 (20%)	32 (19%)	588 (16%)
Male	16	27	530
Female	2	5	58
Age Range (Median) in Years	22-49 (30)	19-51 (30)	16-59 (28)

Note: Inclusion of transactional sex in the HARP database was initiated in December 2012



**REPORT ON SPECIAL POPULATIONS (continuation)****Pregnant Women Living with HIV**

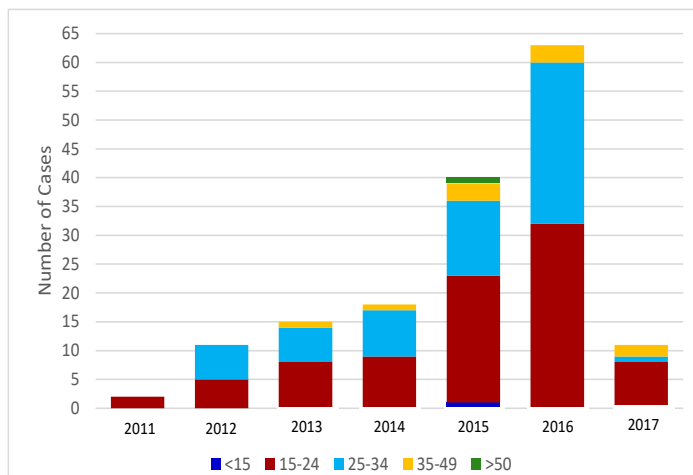
Beginning 2011, pregnant women living with HIV have been included in the HIV/AIDS Registry. The number of reported cases continues to increase yearly (Figure 11).

In February 2017, 2 cases of pregnant women with HIV were reported. The cases were from Regions 4A and 7 with ages 23 and 40 years old respectively.

Since 2011, a total of 160 pregnant cases were reported. More than half (54%) were from the age group 15-24 years old and 39% were from 25-34 years old age group. The regions with highest number of cases are NCR (50%), Region 7 (26%), and Region 4A (8%).

*Note: Inclusion of pregnant women living with HIV in the HARP database was initiated in 2011*

Figure 11. Number of Diagnosed Pregnant Cases Jan 2011–Feb 2017 (N=160)

**DEATHS AMONG PEOPLE WITH HIV**

In February 2017, there were 95 reported deaths. 91 (96%) were male and 4 (4%) were female (Table 5). 52 (55%) of the reported deaths belong to 25-34 year age group, 15 were 15-24 age group and 25 were adult aged 35-49 years old. All were infected through sexual contact (10 male-female sex, 56 male-male sex, 29 sex with both males & females) [Figure 12].

A total of 2,097 deaths were reported from January 1984 to February 2017. Eighty-eight percent (1,853) were male. Of the reported deaths, almost half (1,011 or 48%) belong to 25-34 year age group, 597 (28%) were in 35-49 year age group, while 311 (15%) were youth aged 15-24, 158 (8%) were aged 50 years and above, 17 (<1%) were aged <15 years old<sup>a</sup>. Sexual contact (96%) was the common mode of HIV transmission (502 male-female sex, 961 male-male sex, 545 both males and females). There were 43 reported deaths among those who were infected through sharing of needles, 16 deaths among those who were infected through mother-to-child transmission, and 9 among those who were infected through blood transfusion (figure 12)<sup>b</sup>.

<sup>a</sup>Note: No data available on age for (3) cases

<sup>b</sup>Note: No data available on mode of transmission for (21) cases

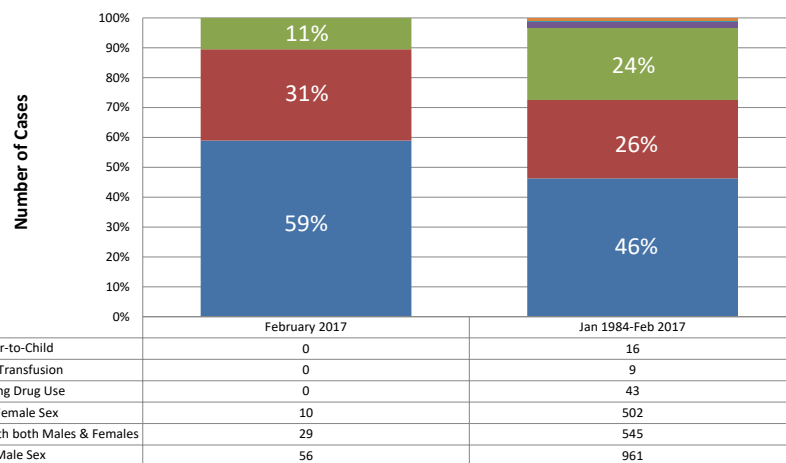
Table 5. Demographic data of reported deaths among PHIV

Demographic Data	February 2017	Jan-Feb 2017	Cumulative Jan 1984-Feb 2017
Total Reported Deaths	95*	128	2,097**
Male	91	121	1,853
Female	4	7	244
Less than 15 y/o	1	1	17
15-24 y/o	15	25	311
25-34 y/o	52	67	1,011
35-49 y/o	25	33	597
50 y/o & above	2	2	158

<sup>a</sup>Note: These are reported deaths for February 2017. Date of death may not necessarily fall in the reporting month.

<sup>b</sup>Note: No data available on age for (3) cases

Figure 12. Modes of transmission of reported deaths among PHIV\*



<sup>a</sup>Note: No mode of transmission reported for 21 cases



**National HIV/AIDS & STI Surveillance and Strategic Information Unit**

**NHSSS**  
Epidemiology Bureau,  
Department of Health, 2/F Bldg. 19,  
San Lazaro Compound,  
Sta. Cruz, Manila 1003 Philippines

Tel: +632 651-7800 local 2926, 2952  
Fax: +632 495-0513  
Email: [hivepicenter@gmail.com](mailto:hivepicenter@gmail.com)  
Website: <http://www.doh.gov.ph>

[www.facebook.com/hivepicenter](https://www.facebook.com/hivepicenter)  
[@hivepicenter](https://twitter.com/hivepicenter)  
[@hivepicenter](https://www.instagram.com/hivepicenter)

### HIV/AIDS & ART Registry of the Philippines (HARP) Report

#### Editorial Team

Jan Khryson M. Velayo, RN  
Asst. HIV Surveillance Officer

Krizzelle Anne R. Umali, RSW  
HIV Surveillance Officer

Marlene R. Bermejo, MD  
HIV Surveillance Database Supervisor

Noel S. Palaypayon, RN, MGM-ESP  
Deputy Manager, HIV Unit

Genesis May J. Samonte, MD, MSPH  
Manager, HIV Unit

Agnes B. Segarra, MD, PHSAE  
Chief, SRAE Division, Epidemiology Bureau

Irma L. Asuncion, MD, MHA, CESCO IV  
Director IV, Epidemiology Bureau

Bettina Kaye D. Castañeda, RN  
Asst. HIV Surveillance Officer

Patricia Isabel G. Amila, RN, MSPH  
HIV Surveillance Officer

Ma. Justina S. Zapanta, RN, PHSAE  
HIV Surveillance Officer

### HIV/AIDS & ART Registry of the Philippines (HARP)

The Philippine HIV/AIDS & ART Registry of the Philippines (HARP) is the official record of the total number of laboratory-confirmed HIV positive individuals, AIDS cases and deaths, and HIV positive blood units in the Philippines. All individuals in the registry are confirmed by the STD/AIDS Cooperative Central Laboratory (SACCL) at San Lazaro Hospital. While all blood units are confirmed by the Research Institute for Tropical Medicine (RITM). Both are National Reference Laboratories (NRL) of the Department of Health (DOH).

Mandatory HIV testing is unlawful in the Philippines (RA 8504). The process of reporting to the HARP is as follows: All blood samples from accredited HIV testing facilities that are screened HIV reactive are sent to SACCL (individuals) or RITM (blood units) for confirmation. Confirmed HIV positive individuals and blood units are reported to the DOH-Epidemiology Bureau (EB), and are recorded in the HARP.

The HARP is a passive surveillance system. Except for HIV confirmation by the NRL, all other data submitted to the HARP are secondary and cannot be verified. An example would be an individual's reported place of residence. The HARP is unable to determine if this reported address is where the person got infected, or where the person lived after being infected, or where the person is presently living, or whether the address is valid. This limitation has major implications to data interpretation. Thus, readers are cautioned to carefully weigh the data and consider other sources of information prior to arriving at conclusions.

**LIST OF TREATMENT HUBS AND SATELLITES\***

Regions	Treatment Hubs	Address	Contact Information
1	Ilocos Training and Regional Medical Center	Parian, San Fernando City, La Union	(072) 607-6418/ (072) 607-9912
2	Cagayan Valley Medical Center	Dalan na Pagayaya, Carig Sur, Tuguegarao, Cagayan	(078) 304-1410 / (078) 304-1810
3	Bataan General Hospital (Bataan HAVEN)	Manahan St., Tenejero, Balanga City, Bataan	(047) 237-1274 / (047) 237-1275 Loc. 102/103
	Jose B. Lingad Memorial Regional Hospital / Bahay LinGAD	Brgy. San Dolores, San Fernando, Pampanga	(045) 435-6801 / (045) 961-3544 / 09336215028
	James L. Gordon Memorial Hospital / L.E.A.D. Shelter	#1 Perimeter Rd., New Asinan, Olongapo City	(047) 602-3436
	Premiere Medical Center (TAHANAN sa Premiere)	Maharlika Highway, Daan Sarile, Cabanatuan City, Nueva Ecija	(044) 463-7845 loc. 2073 / 09322128175 / 09052944300
4A	Batangas Medical Center	Kumintang Ibaba, Batangas City	(043) 723-0165
	Laguna Medical Center	J. De Leon St, Santa Cruz, Laguna	(049) 543-3351 / 09178465901
4B	Ospital ng Palawan	220 Malvas St. Puerto Princesa City	(048) 434-6864 / (048) 434-2148
5	Bicol Regional Training and Teaching Hospital	Rizal St., Legazpi City	(052) 483-0017 loc. 4227
6	Western Visayas Medical Center	Q. Abeto St., Mandurriao, Iloilo City	(033) 321-1631
7	Vicente Sotto Memorial Medical Center	B. Rodriguez St., Cebu City	(032) 254-4155 / (032) 253-9891 to 96 Loc. 102
	Gov. Celestino Gallares Memorial Hospital	M. Parras St., Tagbilaran City	(038) 411-4868
8	Eastern Visayas Regional Medical Center	Magsaysay Boulevard, Tacloban City	(053) 321-3121 / (053) 321-3363
9	Zamboanga City Medical Center	Dr. Evangelista St., Sta. Catalina, Zamboanga City	(062) 991-2934
10	Northern Mindanao Medical Center	Provincial Capitol Compound Cagayan de Oro City	(082) 856-4147
11	Southern Philippines Medical Center	J. P. Laurel St., Bajada, Davao City	(082) 227-2731 loc. 5140 (082) 321-7061
CAR	Baguio General Hospital and Medical Center	Gov. Pack Rd., Baguio City	(074) 442-4216 loc 381 09155816480
CARAGA	CARAGA Regional Hospital	Rizal St. National Road, Surigao City	(086) 826-0568 / 09173068186
	Butuan Medical Center	Km 5 Baan, Butuan City	09173208799
NCR	San Lazaro Hospital	Quiricada St., Sta. Cruz, Manila	(02) 310-3128
	Philippine General Hospital	Taft Ave., Manila	(02) 554-8400 loc. 3249
	Research Institute for Tropical Medicine	Filinvest Corporate City, Alabang, Muntinlupa City	(02) 807-2628 loc. 332
	The Medical City / I-REACT Clinic	Ortigas Ave., Pasig City	(02) 988-1000 loc. 6765
	Makati Medical Center	#2 Amorsolo St., Legaspi Village, Makati City	(02) 888-8999 loc. 2134 (CTTM) / 09178014314
	Sta. Ana Hospital	New Panaderos Street, Sta. Ana, Manila	(02) 516-6790
NIR	St. Luke's Medical Center—Global City	Rizal Drive cor. 32nd & 5th Ave., Taguig, 1634 Metro Manila	(02) 789-7700
	Corazon Locsin Montelibano Memorial Regional Hospital	HACT office 2nd flr. OPD bldg. CLMMRH Cor. Burgos, Lacson St. Bacolod City	(034) 707-2280

Regions	Satellite Treatment Hubs	Address	Contact Information
2	Veterans Regional Hospital	Magsaysay, Bayombong, Nueva Vizcaya	(078) 805-3561 loc. 1225
3	Ospital ng Lungsod ng San Jose del Monte	Sapang Palay, San Jose Del Monte, Bulacan	09324735561/ 09157260311
	Angeles City HIV Satellite Treatment Hub ("Bale Angeleno")	C. Surla St., Balibago, Angeles City	09152990647 (HACT Nurse)
4A	Dasmariñas City Health Office I (SHC)	Zone 2, Manggubat St., City Health Office I, Dasmariñas, Cavite	(046) 416-0279 / 09177902168
6	Dr. Rafael Tumbokon Memorial Hospital—Kalibo, Aklan	Mabini St, Kalibo, Aklan	(036) 268-6299
7	Cebu Social Hygiene Clinic	General Maxilom Ave., Ext., Carreta, Cebu City	(032) 233-0987 / 09255591663
12	General Santos Social Hygiene Clinic	City Health Office, Fernandez St., Lagao, General Santos City	(083) 302-8115
NCR	Pasig Treatment Hub (PATH)	CHAMP Bldg, Caruncho Ave, Pasig City	(02) 798-2572
	Klinika Bernardo	Ermin Garcia St., Brgy. Pinagkaisahan, Quezon City	09324033412
	Manila Social Hygiene Clinic	208 Quiricada St., Sta. Cruz, Manila	(02) 711-6942
	Marikina City Satellite Treatment Hub	Shoe Ave., Sto. Niño, Marikina City	(02) 948-8925 / 09175631722

**OTHER FACILITIES PROVIDING HIV CARE**

Regions	Facility	Address	Contact Information
3	Tarlac Provincial Hospital	San Vicente, Tarlac City	(045) 982-1872
4A	Antipolo Social Hygiene Clinic	M. Santos St., Brgy. San Roque, Antipolo City	(02) 696-4097
	Bacoor Social Hygiene Clinic	Floraville Subdivision, Panapaan 1, Bacoor City	09086144183
NCR	Bernardo Social Hygiene Clinic	Ermin Garcia St., Brgy. Pinagkaisahan, Quezon City	09193635919
	Caloocan Social Hygiene Clinic	Caloocan Health Department Building, A. Mabini Street, Caloocan, 1400 Metro Manila	(02) 288-8811
	Klinika Project 7	39 Bansalangan St., Veterans Village, Project 7, Quezon City	09178561158
	Las Piñas Social Hygiene Clinic	Barrio Hall, Alabang-Zapote Road, Almansa, Las Piñas City	(02) 800-6406
	Mandaluyong Social Hygiene Clinic	20 M. Lerma St. cor. Vicencio St, Mandaluyong City	(02) 546-7799
	Malibay Sundown Clinic	1st floor, Malibay Health Center, C. Jose St. Pasay City	(02) 955-2638 / 0906-1156975
	Muntinlupa Social Hygiene Clinic	2nd Floor, Putatan Health Center, National Rd, Putatan, Muntinlupa City	(02) 834-5997
	Pasay Social Hygiene Clinic	2nd Floor, Lagrosa Health Center, F.B. Harrison St. Pasay City	(02) 806-3197
	Pasig Social Hygiene Clinic	Rm. 5, 5/F City Hall Bldg., Caruncho Ave., San Nicolas, Pasig City	(02) 643-1111 loc. 393 / 0943-7280987
	RITM Satellite Clinic - Mandaluyong (Love Yourself Anglo)	Room 5, 3/F, 715-A Anglo Bldg., Shaw Blvd., Mandaluyong City	09153665683
	RITM Satellite Clinic - Mandaluyong (Love Yourself Uni)	2028 Taft Ave. Extension, Pasay City	(02) 256-9384
	Taguig Social Hygiene Clinic	3/F Goldilocks Bldg., Gen. Luna St., Taguig City	(02) 642-1262 / 09267542917
	Valenzuela Social Hygiene Clinic	Valenzuela City Hall, Poblacion II, Malinta, Valenzuela City	(02) 352-6000 loc. 6046
11	Davao Reproductive Health and Wellness Center	Jacinto St., Davao City	(082) 222-4187
12	South Cotabato Provincial Hospital	Aguinaldo St., Koronadal City, South Cotabato	(083) 228-4571

\*as per Department Memorandum No. 2016-0188: Updated List of DOH-Designated Treatment Hubs and Satellite Treatment Hubs