

**NEWLY DIAGNOSED HIV CASES**

In January 2019, there were 1,249 newly confirmed HIV-positive individuals reported to the HIV/AIDS & ART Registry of the Philippines (HARP). Sixteen percent (196) had clinical manifestations of advanced HIV infection (WHO clinical stage 3 or 4) at the time of diagnosis [Table 1].

Ninety-five percent (1,190) of the newly diagnosed were male. The median age was 27 years old (age range: 1 - 72 years old). Almost half of the cases (49%, 610) were 25-34 years old and 32% (395) were 15-24 years old at the time of testing.

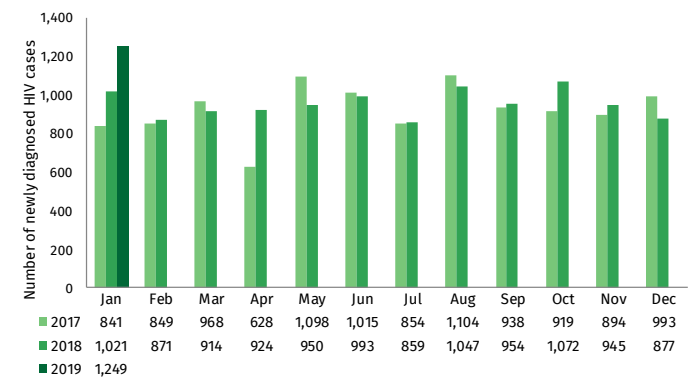
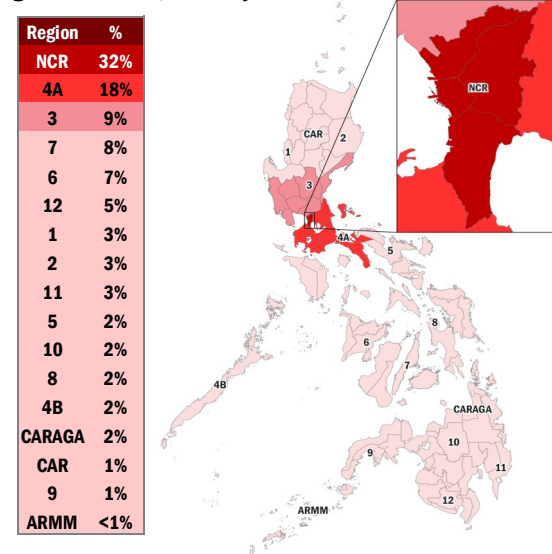
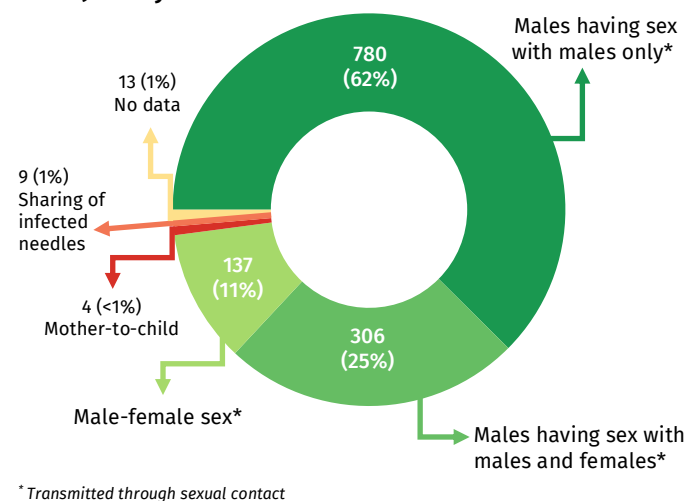
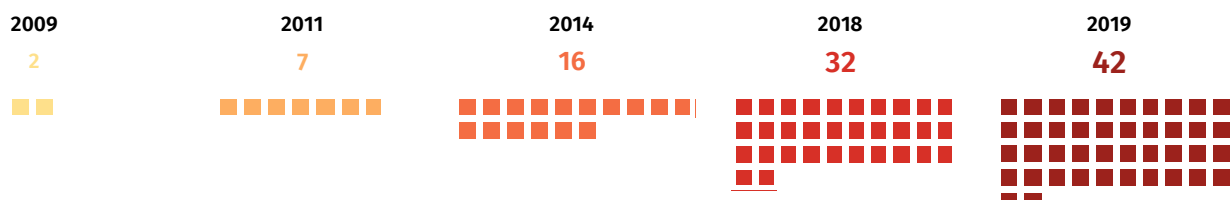
Almost a third (32%, 402) were from the National Capital Region (NCR). Region 4A (18%, 228 cases), Region 3 (9%, 114), Region 7 (8%, 97), and Region 6 (7%, 92), comprised the top five regions with the most number of newly diagnosed cases for the month, together accounting for 74% of the total [Figure 2].

Sexual contact remained as the predominant mode of transmission (98%, 1,223). Among the newly diagnosed, 62% (780) were males having sex with males, 25% (306) males who having sex with males and females, and 11% were infected through male to female sex. Other modes of transmission were sharing of infected needles (1%, 9) and mother-to-child transmission (<1%, 4). There were 13 cases that had no data on mode of transmission [Figure 3].

Among the newly diagnosed females this month, eight were pregnant at the time of diagnosis. Four cases were from NCR and one case each from Regions 1, 6, 7, and 8.

Table 1. Summary of HIV diagnoses and deaths

Demographic Data	Jan 2019	Jan 2014–Jan 2019	Jan 1984–Jan 2019
Total reported cases	1,249	46,802	63,278
With advanced infection ^a	196	5,792	7,294
Male	1,190	44,655	59,271 ^b
Female	59	2,147	3,996 ^b
Age Range	1–72	1 mo–82	1 mo–82 ^c
Median Age	27	28	28
Age groups: <15 y/o	4	118	183 ^c
15–24 y/o	395	13,751	17,935 ^c
25–34 y/o	610	24,133	32,254 ^c
35–49 y/o	202	7,738	11,186 ^c
50 y/o & above	38	1,062	1,647 ^c
Pregnant	8	273	301
Reported deaths ^d	22	2,256	3,076

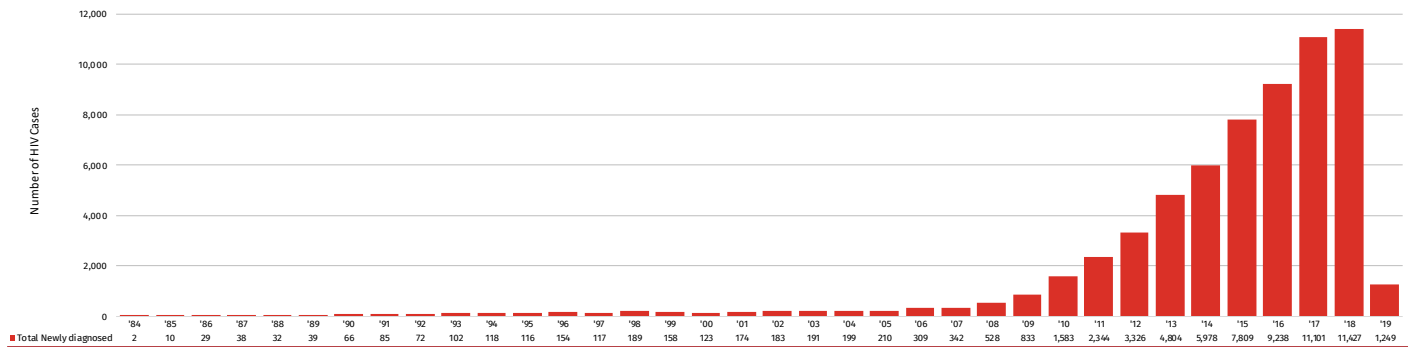
^a WHO clinical stage 3 or 4^b No data on sex for 11 cases^c No data on age for 73 cases^d Reported deaths due to any cause and not necessarily AIDS related**Fig. 1: Number of newly diagnosed cases per month, 2017-2019****Fig. 2: Proportion by region of residence among newly diagnosed cases, January 2019****Fig. 3: Modes of transmission among newly diagnosed cases, January 2019****Average number of people newly diagnosed with HIV per day, selected years**



HIV/AIDS EPIDEMIC TRENDS IN THE PHILIPPINES (January 1984 - January 2019)

The first case of HIV infection in the Philippines was reported in 1984. Since then, there have been 63,278 confirmed HIV cases reported to the HARP. Ninety-four percent (59,271) of those diagnosed were male and 6% (3,996) were female; there were no data on sex for 11 cases. More than half (51%, 32,254) were from the 25-34 year age group while 17,935 (28%) were youth 15-24 years old. The median age of diagnosis was 28 years old (age range: 1 month - 82 years); there were no data on age for 73 cases. Seventy-four percent (46,802) of the total diagnosed cases in the Philippines were reported from January 2014 to January 2019. Twelve percent (7,294) of the total ever reported cases had clinical manifestations of advanced infection at the time of reporting (WHO clinical stage 3 & 4) [Table 1].

Fig. 4: Number of HIV cases reported in the Philippines by year, Jan 1984 to Jan 2019 (N=63,278)



Age and Sex

In the early years of the epidemic (1984-1990), 62% (133 of 216 cases) of those diagnosed were female. However, since 1991 the proportion of diagnosed males has been greater than that of females each year. From 1991 to present, males comprised 94% (59,188) of the 63,051^a diagnosed cases in the Philippines. In addition, from January 2018 to January 2019, three percent (365) of 12,018 diagnosed people who were assigned male at birth reported their self-identity as female (transgender women^b).

The number of diagnosed HIV infections among females has also been increasing [Figure 5]. The number of females diagnosed (59) in January 2019 were four times the

number compared to the diagnosed cases (14) in same period of 2014, five years prior. Ninety-three percent (3,704) of all female cases were in the reproductive age group (15-49 years old) at the time of diagnosis.

The predominant age group among those diagnosed has shifted from 35-49 years old between 2001 to 2005, to 25-34 years old starting from 2006 [Figure 6]. Further, the proportion of HIV positive cases in the 15-24 year age group nearly doubled in the past ten years, from 17% in 2000-2009 to 29% in 2010-2019.

^aNo data on sex for 11 cases

^bData on transgender identity was captured in HARP starting January 2018.

Fig. 5: Number of females diagnosed per year, Jan 1984 to Jan 2019 (N=3,996)

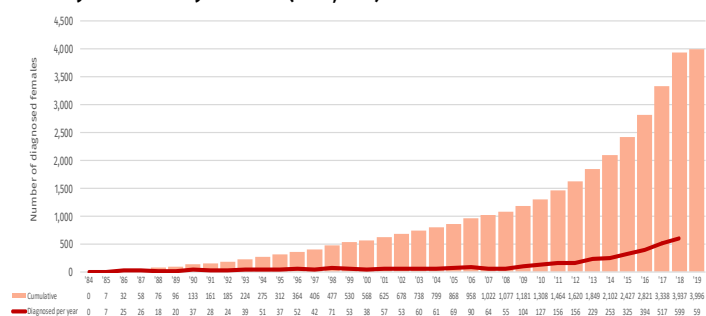
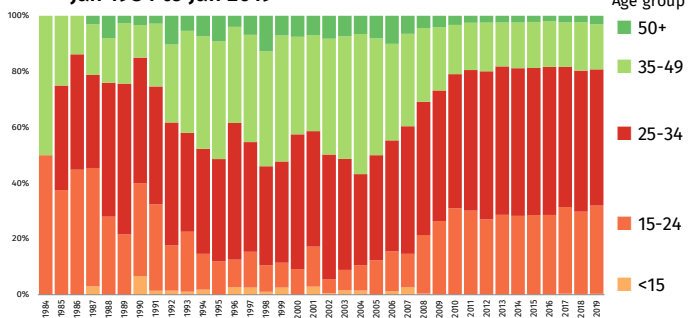


Fig. 6: Proportion of HIV cases by age group, Jan 1984 to Jan 2019



Geographic distribution

From January 1984 to January 2019, the regions with the most number of reported cases were NCR with 24,820 (39%) cases, Region 4A with 9,447 (15%) cases, Region 3 with 5,817 (9%) cases, Region 7 with 5,683 (9%) cases, and Region 11 with 3,525 (6%) cases. Twenty percent (12,848) of the cases came from the rest of the country (ROTC) while 1,138 (2%) did not report region of residence [Table 2].

Of the 3,996 females reported with HIV, 1,042 (26%) were from NCR, 623 (16%) were from Region 3, 502 (12%) were from Region 7, 444 (11%) were from Region 4A and 1,082 (27%) were from other regions; while 303 (8%) had no reported data on region of residence.

The regions with the most number of overseas Filipino workers (OFW) reported to HARP were from NCR with 2,076 (33%) cases, Region 4A with 1,103 (17%) cases, and Region 3 with 731 (12%) cases.

Table 2: Number of HIV cases diagnosed by region

Region	Jan 2019 (N=1,249)	Jan 2014 - Jan 2019 (N=46,802) ^a	Jan 1984 - Jan 2019 (N=63,278) ^b
NCR	402 (32%)	17,220 (37%)	24,820 (39%)
4A	228 (18%)	7,454 (16%)	9,447 (15%)
3	114 (9%)	4,548 (10%)	5,817 (9%)
7	97 (8%)	4,275 (9%)	5,683 (9%)
11	31 (3%)	2,602 (5%)	3,525 (6%)
Rest of the country	377 (30%)	10,695 (23%)	12,848 (20%)

^aNo data on region of residence for 8 (<1%) cases

^bNo data on region of residence for 1,138 (2%) cases

Modes of transmission

From January 1984 to January 2019, sexual contact among MSM was the predominant (85%, 50,164) mode of transmission among males, followed by male-female sex (11%, 6,525), and sharing of infected needles (4%, 2,044). More than half (53%, 26,437) of MSM were 25-34 years old at the time of testing, and 31% (15,369) were 15-24 years old. Among diagnosed females, male-female sex was the most common mode of transmission (92%, 3,687) followed by sharing of infected needles (3%, 128) [Table 3].

A total of 161 children (less than 10 years old*), eight adolescents (10-19 years old*), and one adult foreigner (22 years old*) were reported to have acquired HIV through mother-to-child transmission.

From 1984 to 2006, the predominant mode of transmission was male-female sex. From 2007, the trend shifted to sexual contact among MSM as the predominant mode of transmission and has remained as such to the present. From January 2014 to January 2019, 83% (38,925) out of the total (46,802) diagnosed cases were among MSM.

From 1984 to 2009, transmission through sharing of infected needles were less than one percent of the total cases reported. The proportion of HIV cases among people who inject drugs (PWID) increased sharply in 2010, at 9% (147) of the total cases reported that year. Further, the proportion of new cases among PWID decreased to <6% of the total cases in the succeeding years (2011-present).

Table 3. Modes of HIV transmission

Mode of Transmission	Jan 2019 (N=1,249)		Jan 2014-Jan 2019 (N=46,802)		Jan 1984-Jan 2019 (N=63,278) ^b	
	M ^a	F ^a	M	F	M	F
Sexual contact	1,170	53	43,053	2,017	56,689	3,687
Male-female sex	84	53	4,128	2,017	6,525	3,687
Male-male sex	780	-	25,343	-	32,199	-
Sex w/ males & females ^c	306	-	13,582	-	17,965	-
Blood/blood products	0	0	0	0	5	15
Sharing of infected needles	7	2	1,390	72	2,044	128
Needlestick injury	0	0	0	0	2	1
Mother to child	2	2	59	49	91	79
No data	11	2	153	9	440	86

^a Sex at birth; M= Male, F = Female

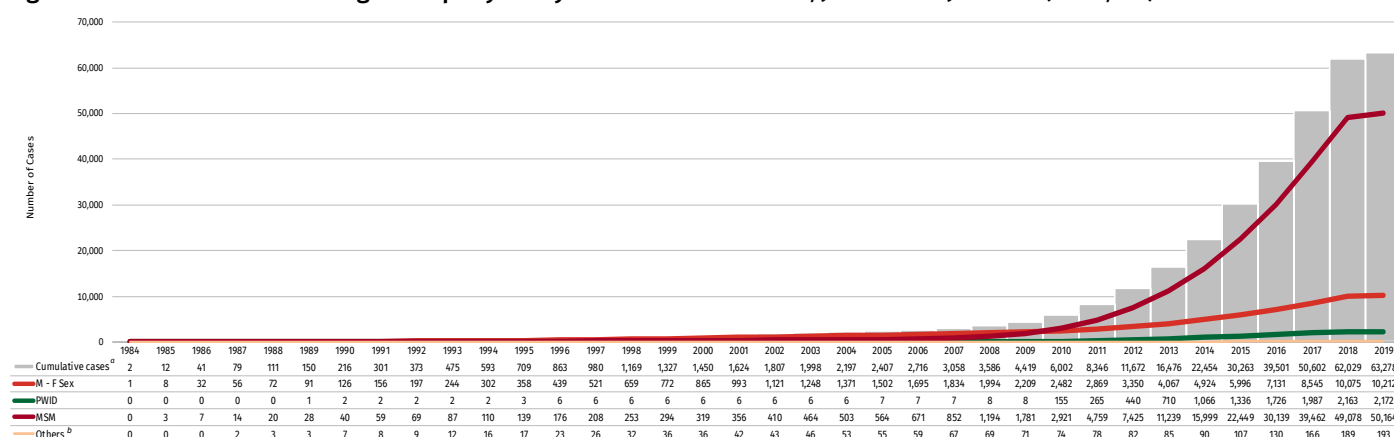
^b No data on sex for 11 cases

^c Among males only

Regional patterns vary across the modes of transmission. Forty-three percent of ever diagnosed males who have sex with males were from NCR; almost all (99%) reported cases among people who inject drugs were from Region 7; and 32% of females who engaged in transactional sex were from Region 3.

* Based on the age at the time of diagnosis

Fig. 7: Cumulative number of diagnosed per year by mode of transmission, Jan 1984 to Jan 2019 (N=63,278)



^a No reported Mode of Transmission (MOT) for (537) cases, Jan 1984-Jan 2019

^b Others include the following MOT: needle prick injury, blood/blood products, and mother-to-child transmission

Note: Cumulative HIV cases include reported death

SPECIFIC POPULATIONS

Youth (15-24 years old)

In January 2019, 395 (32%) cases were among youth 15-24 years old; 96% were male. Almost all (98%, 390) were infected through sexual contact (31 male-female sex, 266 male-male sex, 93 sex with both males & females*). Two cases were infected through sharing of needles; three cases had no data on mode of transmission.

From January 1984 to January 2019, 17,935 (28%) of the reported cases were 15-24 years old. Ninety-seven percent (17,349) were infected through sexual contact (1,980 male-female sex, 10,249 male-male sex, 5,120 sex with both males & females*), 473 (3%) were infected through sharing of needles, one (<1%) was infected through mother-to-child transmission and 112 (1%) had no data on mode of transmission. Seventy-seven percent (13,751 out of 17,935) of all those 15-24 years old at the time of testing were diagnosed from January 2014 to January 2019. From 1984 to 2002, 71% (179) of the cases among the youth were females. However, in 2003, there was an equal number (7) of males and females reported. Since then, the trend has shifted to male predominance.

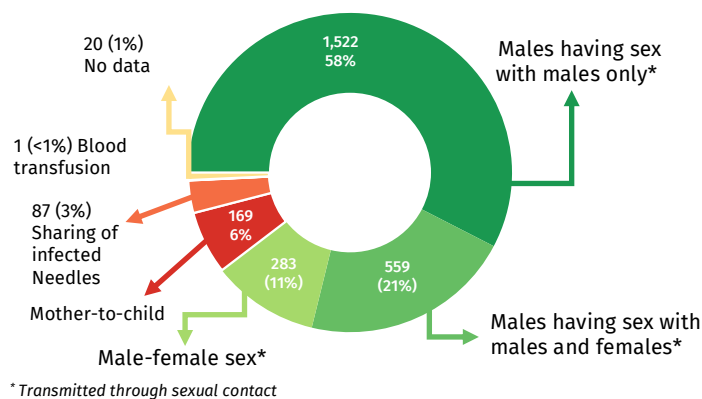
* Among males only

Children (<10 yo) & Adolescents (10-19)

In January 2019, There were 53 newly diagnosed adolescents 10-19 years old at the time of diagnosis. Further, seven cases were 15-17 years old and 46 cases were 18-19 years old. All were infected through sexual contact (3 male-female sex, 45 male-male sex, and 5 had sex with both males & females). In addition, there were four diagnosed cases less than 10 years old in this reporting period and all were infected through mother-to-child transmission.

Four percent (2,641) of all diagnosed cases from January 1984 to January 2019 were 19 years old and younger at the time of diagnosis. One hundred sixty-four out of the 2,641 (6%) were children less than 10 years old. Among them 161 were infected through mother-to-child transmission; one through blood transfusion; and two had no data on mode of transmission. Ninety-four percent (2,477 out of 2,641) were adolescents 10 to 19 years old. Further, 19 were 10-14 years old, 318 were 15-17 years old and 2,140 were from 18-19 age group. Ninety-five percent of the adolescents were infected through sexual contact (283 male-female sex; 1,522 male-male sex; and 559 sex with both males & females), 87 (4%) were infected through sharing of infected needles, 8 (<1%) through mother-to-child transmission, and 18 (1%) had no data on the mode of transmission.

Fig. 8: Modes of transmission among children and adolescents, Jan 1984 to Jan 2019 (N=2,641)



People who engage in transactional sex

People who engage in transactional sex are those who reported that they either pay for sex, regularly accept payment for sex, or do both. Reporting of transactional sex was included in the HARP starting December 2012.

In January 2019, 12% (148) of the newly diagnosed engaged in transactional sex [Table 4]. Ninety-seven percent (143) were male and aged from 18 to 72 years old (median: 30 years). Majority of the males (62%, 89) reported paying for sex only, 22% (32) reported accepting payment for sex only and 16% (22) engaged in both. All of the female cases were reported to have accepted payment for sex.

A total of 6,215 cases reported to HARP from December 2012 to January 2019 were people who engaged in transactional sex. Ninety-six percent (5,962) were male and 4% (253) were female. There were 3,334 (54%) who paid for sex, 1,941 (31%) accepted payment for sex, and 940 (15%) engaged in both [Table 4].

Overseas Filipino Workers (OFW)

Ninety people who worked overseas within the past five years, whether on land or at sea, were diagnosed in January 2019. They comprised 7% of the total newly diagnosed cases for the month. Among them, ninety-one percent (82) were male. Almost all were infected through sexual contact (19 male-female sex, 47 male-male sex, and 22 sex with both males and females) and two had no data on mode of transmission. The ages of male OFWs ranged from 19 to 57 years (median: 31 years). More than half (56%) of the cases belonged to the 25-34 year age group. Among the female OFWs diagnosed in January 2019, one case was from 15-24 age group, two cases were 25-34 years old, three cases were 35-49 years old and two cases were older than 50 years. The age range among diagnosed female OFWs were 24 to 55 years (median: 38 years).

From January 1984 to January 2019, ten percent of the total cases were OFWs (Figure 9). Of these, 5,471 (86%) were male. Majority (72%) of the male cases were infected through sexual contact among MSM (2,283 male-male sex and 1,651 sex with both males and females). The ages of male OFWs ranged from 16 to 80 years (median: 32 years). Among female OFWs, ages ranged from 20 to 73 years (median: 34 years old).

Fig. 9: Number of reported OFW diagnosed with HIV, Jan 1984 to Jan 2019 (N=6,345)

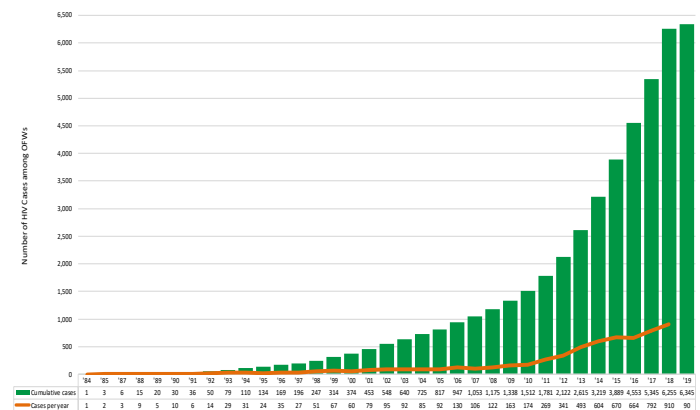


Table 4. Age and sex of people diagnosed with HIV who engaged in transactional sex

Type of Transactional Sex	Jan 2019 (N=148)	Dec 2012-Jan 2019 (N=6,215)
Accepted payment for sex only:	37 (25%)	1,941 (31%)
Male	32	1,789
Female	5	152
Age Range (Median)	18-55 (26)	12-68 (26)
Paid for sex only:	89 (60%)	3,334 (54%)
Male	89	3,313
Female	0	21
Age Range (Median)	20-72 (31)	14-79 (31)
Engaged in both:	22 (15%)	940 (15%)
Male	22	860
Female	0	80
Age Range (Median)	18-52 (31)	15-62 (29)

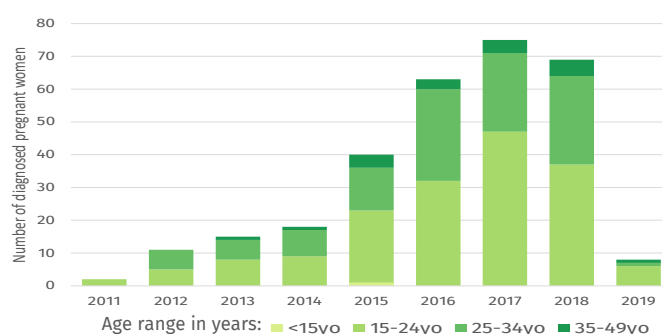
Pregnant women living with HIV

Reporting of pregnancy status at the time of testing was included in the HARP from the year 2011.

In January 2019, eight pregnant women were newly diagnosed with HIV. Four were from NCR and one each from Regions 1, 6, 7, and 8. The age of diagnosis ranged from 15 to 39 (median age: 24).

Since 2011, a total of 301 diagnosed pregnant cases were reported. More than half (56%, 168) were 15-24 years old at the time of diagnosis, and 38% (113) were 25-34 years old [Figure 10]. The regions with highest number of diagnosed pregnant cases with HIV were NCR (49%), Region 7 (24%), Region 4A (9%), and Region 3 (6%).

Fig. 10: Number of HIV positive woman who were pregnant at the time of diagnosis by age group, Jan 2011 to Jan 2019 (N=301)



DEATHS AMONG PEOPLE WITH HIV

In January 2019, there were 22^a reported deaths due to any cause among people with HIV, ninety-one percent (20) of whom were males [Table 5]. Four cases (18%) were 15-24 years old at the time of death, 13 cases (59%) were 25-34 years old, four cases (18%) were 35-49 years old and one was older than 50 years. Almost all of the cases were reported to have acquired the infection through sexual contact: 5 through male-female sex, 11 through male-male sex, and 5 through sex with both males & females. One reported death had no data on mode of transmission.

A total of 3,076 deaths were reported from January 1984 to January 2019, ninety-one percent (2,784) of whom were male. Twenty-three (1%) were less than 15 years old at the time of death, 470 (15%) were 15-24 years old, 1,519 (49%) were 25-34 years old, 856 (28%) were 35-49 years old, and 206 (7%) were 50 years and older [Table 5]^b.

Sexual contact (96%) was the most common mode of HIV transmission among reported deaths (667 male-female sex, 1,450 male-male sex, 842 sex with both males and females). Other mode of transmission of reported deaths were sharing of infected needles (59), mother-to-child transmission (22), and blood transfusion (9)[Figure 11]^c.

^a Based on the date reported; the actual date of death may not necessarily fall in this reporting month
^b No data available on age for 2 cases
^c No data available on mode of transmission for 27 cases

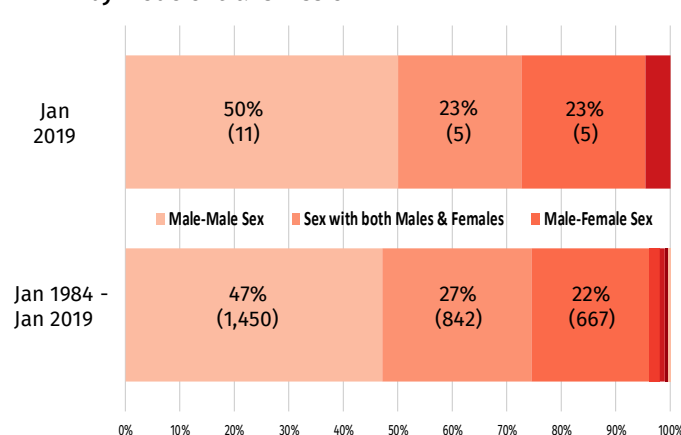
Table 5. Demographic data of reported deaths among people with HIV

Demographic Data	Jan 2019	Jan 1984 – Jan 2019
Total Reported Deaths	22 ^a	3,076 ^a
Male	20	2,784
Female	2	292
Age group: <15 y/o	0	23 ^{**}
15-24 y/o	4	470 ^{**}
25-34 y/o	13	1,519 ^{**}
35-49 y/o	4	856 ^{**}
50 y/o & above	1	206 ^{**}

^a Based on the date reported; the actual date of death may not necessarily fall in this reporting month

^{**} No data available on age for 2 cases

Fig. 11: Proportion of reported deaths among people with HIV by mode of transmission



National HIV/AIDS & STI Surveillance and Strategic Information Unit (NHSSS)

Epidemiology Bureau,
Department of Health, 2/F Bldg. 19,
San Lazaro Compound,
Sta. Cruz, Manila 1003 Philippines

Tel: +632 651-7800 local 2926, 2952
Fax: +632 495-0513
Email: hivpicenter@gmail.com
Website: <http://www.doh.gov.ph>

[/hivpicenter](https://www.facebook.com/hivpicenter)
[@hivpicenter](https://twitter.com/hivpicenter)
[@hivpicenter](https://www.instagram.com/hivpicenter)

HIV/AIDS & ART Registry of the Philippines (HARP) Report

Editorial Team

Richard L. Lepardo, RN
Nurse II

Mark Angelo C. Amoroso, RMT
Assistant Surveillance Officer

Jan Khryng M. Velayo, RN
Assistant Surveillance Officer

Bettina Kaye D. Castañeda, RN
Surveillance Officer

Marlene R. Bermajo, MD
HIV Surveillance Database Supervisor

Ma. Justina G. Zapanta, RN, PHSAE
Surveillance Officer

Noel S. Palaypayon, RN, MGM-ESP
Manager, NHSSS

Agnes B. Segarra, MD, PHSAE
Chief, Surveys Monitoring and Evaluation Division

Ferchito L. Avelino, MD, MPH, PHSAE
Officer in Charge, Epidemiology Bureau

HIV/AIDS & ART Registry of the Philippines (HARP)

The Philippine HIV/AIDS & ART Registry of the Philippines (HARP) is the official record of total number of diagnoses (laboratory-confirmed) and deaths among people with HIV in the Philippines. All individuals in the registry are confirmed by the San Lazaro Hospital STD/AIDS Cooperative Central Laboratory (SACCL) which is the National Reference Laboratory (NRL) of the Department of Health (DOH) for HIV/AIDS. Mandatory HIV testing is unlawful in the Philippines (Republic Act 11166).

The process of reporting to the HARP is as follows: All blood samples from accredited HIV testing facilities that are screened HIV reactive are sent to SACCL for confirmation by Western Blot. Confirmed HIV positive individuals are reported to the DOH-Epidemiology Bureau (EB) and are recorded in the HARP.

The HARP is a passive surveillance system. Except for HIV confirmation by the NRL, all other data submitted to the HARP are secondary and cannot be verified. As such, HARP cannot determine if an individual's reported place of residence is where the person got infected, or where the person lived after being infected, or where the person is presently living. This limitation has major implications on data interpretation. Readers are advised to interpret the data with caution and consider other sources of information before arriving at conclusions.



DOH Designated HIV Treatment Hubs & Primary HIV Care Facilities*

Treatment Hubs (outpatient and inpatient care & treatment)

Region	Name of Facility	Address	Contact numbers
1	Ilocos Training and Regional Medical Center	Parian, San Fernando City, La Union	(072) 607-6418 / (072) 607-9912
	Mariano Marcos Memorial Hospital and Medical Center	Barangay 6 San Julian, Batac, Ilocos Norte	(077) 600-8000
	Region 1 Medical Center (PINAS—Unit)	Arellano St. Dagupan City, Pangasinan 2400	(075) 515-8916 / 515-3030
2	Cagayan Valley Medical Center	Dalan na Pagayaya, Carig Sur, Tuguegarao, Cagayan	(078) 304-1410 / (078) 304-1810
	Veterans Regional Hospital	Magsaysay, Bayombong, Nueva Vizcaya	(078) 805-3561 loc. 1225
3	Allied Care Experts Medical Center - Baliwag (EmbrACE Unit)	Pinagbarilan, Baliuag, Bulacan	0933-873-7688 / (044) 816-1000 Loc 204
	Bataan General Hospital (Bataan HAVEN)	Manahan St., Tenejero, Balanga City, Bataan	(047) 237-1274 / (047) 237-1275 loc. 103 / 09998844522
	Bulacan Medical Center (Luntiang Silong)	Bulacan Medical Center 3rd Floor Pay 3 - Room 301 Mojon, City of Malolos, Bulacan	09234051309 / 09155214322
	Dr. Paulino J. Garcia Memorial Research and Medical Center (Sanctuario De Paulino)	Mabini St., Cabanatuan City, Nueva Ecija	(044)463-8888 loc. 181 / 0917736638 / 09175716869
	Jose B. Lingad Memorial Regional Hospital (Bahay LingAD)	Brgy. San Dolores, San Fernando, Pampanga	(045) 435-6801 / 09336215028
	James L. Gordon Memorial Hospital (L.E.A.D. Shelter)	#1 Perimeter Rd., New Asinan, Olongapo City	(047) 602-4052 / 09988627015
	Premiere Medical Center (TAHANAN sa Premiere)	Maharlika Highway, Daan Sarile, Cabanatuan City, Nueva Ecija	(044) 463-7845 to 49 loc. 2073 / 09322128175 / 09052944300 / 095968173441
	President Ramon Magsaysay Memorial Hospital (Balin Kalinga)	Zambales Medical Society Building (beside Eye Center Clinic) Palanginan, Iba Zambales	09153966014 / 09192442299
	Tarlac Provincial Hospital (TPH Cares)	Tarlac Provincial Hospital Compound, San Vicente, Tarlac City	(045) 491-8970 loc. 247
4A	Batangas Medical Center	Kumintang Ibaba, Batangas City	(043) 723-0165
	Laguna Medical Center	J. De Leon St, Santa Cruz, Laguna	(049) 543-3351 / 09178465901
	General Emilio Aguinaldo Memorial Hospital	Brgy Luciano Trece Martires Cavite	(046) 6860856
	Quezon Medical Center	Brgy XI, Quezon Avenue, Lucena, Quezon Province	(042) 717-6323 loc. 342
	Ospital ng Biñan	Canlalay Bridge, Biñan, Laguna	(049) 511-4119
	Calamba Doctors Hospital	San Cristobal Bridge, Calamba, Laguna	(049) 545 7371
4B	Ospital ng Palawan	220 Malvar St. Puerto Princessa City	(048) 434-6864 / (048) 434-2148
	Occidental Mindoro Provincial Hospital (ARUGA)	Paluan Road, Mamburao, Occidental Mindoro	(043) 711-1116
	Oriental Mindoro Provincial Hospital (Purple Rain Clinic)	Sta. Isabel, Calapan City, Oriental Mindoro	09164691469
5	Bicol Regional Training and Teaching Hospital	Rizal St., Legazpi City	(052) 483-0017 loc. 4227
	Bicol Medical Center	BMC Road, Naga, Camarines Sur	(054) 811-7800
6	Western Visayas Medical Center	Q. Abeto St., Mandurriao, Iloilo City	(033) 321-1631
	Corazon Locsin Montelibano Memorial Regional Hospital	2nd flr. OPD Bldg. CLMMRH, Lacson St. cor Burgos, Bacolod City	(034) 707-2280
	Dr. Rafael Tumbokon Memorial Hospital	Mabini St., Kalibo, Aklan	(036) 268-6299
	The Medical City—Iloilo	Locsin St., Molo, Iloilo City	(033) 500-1000
	Angel Salazar Memorial General Hospital	Tobias A. Fornier St, San Jose de Buenavista, Antique	(036) 540 7133
7	Vicente Sotto Memorial Medical Center	B. Rodriguez St., Cebu City	(032) 254-4155 / (032) 253-9891 to 96 loc. 102
	Negros Oriental Provincial Hospital	Real St., Dumaguete City, Negros Oriental	(6335) 225-0950 / 225-0949
	Gov. Celestino Gallares Memorial Hospital	M. Parras St., Tagbilaran City	(038) 411-4868
	Visayas Community Medical Center (Balay Malingkawasnon)	Osmeña Blvd., Cebu City	(032) 253 1901
	Eversley Childs Sanitarium and General Hospital	Upper Jagobiao Rd, Mandaue City, Cebu	(032) 346 2468
	Talisay District Hospital	San Isidro, Dakbayan sa Talisay	(032) 273 3226
8	Eastern Visayas Regional Medical Center	Magsaysay Blvd., Tacloban City	(053) 321-3121 / (053) 321-3363
	Northern Samar Provincial Hospital	Catarman, Northern Samar	(055) 500-9770
	Biliran Provincial Health Office	Naval, Biliran	0 917631479
	Hilongos District Hospital	CV Alcuibo St., Hilongos, Leyte	(053) 336-2102
	Eastern Samar Provincial Hospital	Borongan, Eastern Samar	(055) 560-9869
	Felipe Abrigo Memorial Hospital	Hillview, Guiuan, Eastern Samar	(055) 271-2180
9	Zamboanga City Medical Center	Dr. Evangelista St., Sta. Catalina, Zamboanga City	(062) 991-2934
10	Northern Mindanao Medical Center	Provincial Capitol Compound, Cagayan de Oro City	(082) 856-4147
11	Southern Philippines Medical Center	J. P. Laurel St., Bajada, Davao City	(082) 227-2731 loc. 5140 / (082) 321-7061
	Davao Doctors Hospital	118 E Quirino Avenue, Poblacion District, Davao City, Davao del Sur	(082) 222 8000
	Davao Regional Medical Center (RED STAR Clinic)	Apokon, Tagum City, Davao del Norte	(084) 400-3347 / 09239598931
12	South Cotabato Provincial Hospital	Aguinaldo St., Koronadal City, South Cotabato	(083) 228-4571
CAR	Baguio General Hospital and Medical Center	Governor Pack Road., Baguio City	(074) 442-4216 loc. 381 / 09155816480
CARAGA	CARAGA Regional Hospital	Rizal St. National Road, Surigao City	(086) 826-0568 / 09173068186
	Butuan Medical Center	Km 5 Baan, Butuan City	09173208799
	Adela Serra Ty Memorial Medical Center (SDS Wellness)	Capitol Hills, Telaje, Tandag, Surigao del Sur	(086) 211-4306
	Democrito O. Plaza Memorial Hospital (Heart Room)	P2, Patin-ay, Prosperidad, Agusan del Sur	09274698162
NCR	San Lazaro Hospital	Quiricada St., Sta. Cruz, Manila	(02) 310-3128
	Philippine General Hospital (SAGIP—Unit)	Taft Ave., Manila	(02) 554-8400 loc. 3249
	Sta. Ana Hospital	New Panaderos St., Sta. Ana, Manila	(02) 516-6790
	Research Institute for Tropical Medicine	Filinvest Corporate City, Alabang, Muntinlupa City	(02) 807-2628 loc. 332
	The Medical City (i-REACT Clinic) - Pasig	Ortigas Ave., Pasig City	(02) 988-1000 loc. 6765
	Makati Medical Center (Center for Tropical & Travel Medicine)	#2 Amorsolo St., Legaspi Village, Makati City	(02) 888-8999 loc. 2134 (CTTM) / 09178014314
	St. Luke's Medical Center (Room 1276)—Global City	Rizal Drive cor. 32nd & 5th Ave., Taguig City	(02) 789-7700

* As per DOH Department Memorandum No. 2018-0031



DOH Designated HIV Treatment Hubs & Primary HIV Care Facilities*

Primary HIV Care Facilities (outpatient care & treatment)

Region	Name of Facility	Address	Contact Information
3	Angeles City Reproductive Health and Wellness Center and Primary HIV Care Clinic (Bale Angeleño)	C. Surla St., Balibago, Angeles City	09260726899 / 09325479455
	Guiguinto RHU II Primary Care Clinic Center (Gintong Kanlungan)	2nd flr, RHU II, Green Estate Subdivision, Guiguinto, Bulacan	(044)760-3450/ 09325478488/ 09260726900
	Mabalacat RHU II (Lingap Balacat)	Brgy. Dau, Mabalacat City Pampanga	09991067475 / 09260726596
	Maria Aurora Community Hospital	Saturno St., Brgy. 01, Maria Aurora, Aurora	09219112727
	Ospital ng Lungsod ng San Jose del Monte	Sapang Palay, San Jose Del Monte, Bulacan	09236335634
	RE De Jesus Multi-Specialty Clinic and Diagnostic Center (The Green Clinic)	Brgy. Caypombo (Back of LBC Caypombo), Sta.Maria, Bulacan	(044) 815-3145/ 09368040043
	Dr. Paulino J. Garcia Memorial Research and Medical Center - Talavera Extension Hospital (Talevera's Hope)	Maestrang Kikay District, Talavera, Nueva Ecija	(044) 806-2276/ 09358124776/ 09218881119
4A	Antipolo Social Hygiene Clinic	M. Santos St., Brgy. San Roque, Antipolo City	(02) 696-4097
	Dasmariñas City Health Office I (SHC)	Zone 2, Manggubat St., City Health Office I, Dasmariñas, Cavite	(046) 416-0279
	Bacoor Social Hygiene Clinic	Floraville Subdivision, Panapaan 1, Bacoor City	09086144183
	Imus Social Hygiene Clinic	Medicion 1C, Velarde Subdivision, Imus	(046) 434-4057/ 09267013539/ 09258787158
7	Cebu Social Hygiene Clinic	General Maxilom Avenue Extension, Carreta, Cebu City	(032) 233-0987/ 09255591663
	Mandaue City Social Hygiene Clinic	Mandaue City Health Office, F.B. Kabahog Street, Centro Mandaue City	(032) 268-2489/ 09285077400
	Talisay City SHC	Multi Purpose Bldg, Brgy. Poblacion, Talisay City	4915567/ 2734704
8	Ormoc City Health Office	CHO Aunubing Street, Barangay Cogon, Ormoc City, Leyte	09171126000
11	Davao Reproductive Health and Wellness Center	Emilio Jacinto St., Poblacion District, Davao City, Davao del Sur	(082) 222-4187
12	General Santos City Social Hygiene Clinic	City Health Office, Fernandez St., Lagao, General Santos City	(083) 302-8115
NCR	Pasig City Treatment Hub (PATH)	CHAMP Bldg, Caruncho Ave, Pasig City	(02) 798-2572
	Marikina City Satellite Treatment Hub	Marikina Healthy City Center, Shoe Ave., Sto. Niño, Marikina City	(02) 948-8925 / 09175631722
	Manila Social Hygiene Clinic	208 Quiricada St., Sta. Cruz, Manila	(02) 711-6942
	Klinika Bernardo	Ermin Garcia St., Brgy. Pinagkaisahan, Quezon City	(02) 9324033412
	Klinika Novaliches	Annex Building floor, A.J. Maximo Health Center Compound, Quirino Highway, Novaliches, Quezon City	09985734877
	Klinika Project 7	39 Bansalangan St., Veterans Village, Project 7, Quezon City	09178561158
	Love Yourself - Anglo Clinic	3rd floor, Anglo Bldg. Shaw Blvd, Mandaluyong	09278926611
	Las Piñas Social Hygiene Clinic	Barrio Hall, Alabang-Zapote Road, Almansa, Las Piñas City	(02) 800-6406

* As per DOH Department Memorandum No. 2018-0031

Other facilities providing outpatient HIV care and treatment

Region	Name of Facility	Address	Contact Information
3	San Marcelino District Hospital Shelter of Holistic and Positive Embrace (HoPE)	San Marcelino District Hospital First Floor Admin Building, National Road Sto. Domingo, San Marcelino, Zambales	09398630806
	Apalit Doctors Hospital, Incorporated (ADHope Unit)	Gonzales Ave, San Juan, Apalit, Pampanga	09362724170 / 09432880323
	Guimba Community Hospital (Balay Ti Namnama)	L. de Ocampo St. Saranay District, Guimba, Nueva Ecija	(044) 951-0485
	Jose C. Payumo Jr. Memorial Hospital (HEARTH Unit)	Tala St. San Ramon, Dinalupihan, Bataan 2110	09295852241/ 09156008004
	RHU 1 Marilao Bulacan (Kanaryong Silungan)	2nd Floor, RHU 1, Northbound NLEX Road, Marilao, Bulacan	09256070888
	Meycauayan City Primary HIV Care Clinic	Peso St., St. Michael Homes, Pandayan, Meycauayan, Bulacan	09272324119/ 09232982649
9	Corazon C. Aquino Memorial Hospital	Basong Dipolog, Zamboanga del Norte	(065) 212-5555
NCR	Bernardo Social Hygiene Clinic	Ermin Garcia St., Brgy. Pinagkaisahan, Quezon City	09193635919
	Batasan Hills Super Health Center (Social Hygiene Clinic)	#1 IBP Road, Batasan Hills, Quezon City	09322959752/ 09232790558
	Klinika Batasan (Sundown Clinic)	#1 IBP Road, Batasan Hills, Quezon City	09366573531/ 09228012958
	Mandaluyong Social Hygiene Clinic	20 M. Lerma St. cor. Vicencio St, Mandaluyong City	(02) 546-7799
	Muntinlupa Reproductive Health and Wellness Center	2nd Floor, Putatan Health Center, National Rd, Putatan, Muntinlupa City	(02) 834-5997
	Project 7 Social Hygiene Clinic	39 Bansalangan St., Veterans Village, Project 7, Quezon City	09204227596/ 09998415060
	Taguig Social Hygiene Clinic	3/F Goldilocks Bldg., Gen. Luna St., Taguig City	(02) 642-1262 / 09267542917
	Valenzuela Social Hygiene Clinic	Valenzuela City Hall, Poblacion II, Malinta, Valenzuela City	(02) 352-6000 loc. 6046