



January 1 – July 29, 2017

Epidemiology Bureau
Public Health Surveillance Division

TABLE 1. SUMMARY OF CASES

VPD	2017		2016		% Change	
	Reported	Confirmed	Reported	Confirmed	Reported	Confirmed
Diphtheria	92	32	76	32	↑ 21.05	⇒ 0.00

DIPHTHERIA CASES

A total of **92** diphtheria cases were reported nationwide from January 1 to July 29, 2017. This is **21.05% higher** than last year (76 cases). Among the reported cases of diphtheria, **32 (34.78%) cases were confirmed** and **60 (65.22%) were probable**. Figure 1 presents the trend of diphtheria cases by case classification and morbidity week.

Most of the reported cases were from the following regions: **NCR** with 37 cases (40.22%), **Region IX** with 15 cases (16.30%) and **Region IV-A** with 12 cases (13.04%) as presented in Figure 2.

FIGURE 3. REPORTED DIPHTHERIA CASES BY SEX, PHILIPPINES, JANUARY 1 – JULY 29, 2017 (N=92)

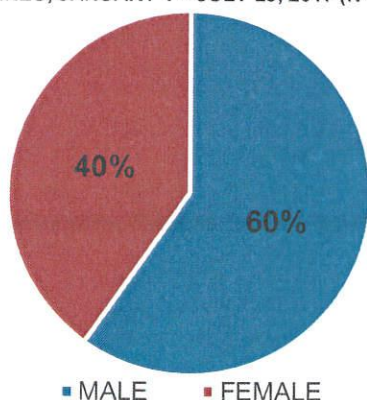


FIGURE 4. VACCINATION STATUS OF REPORTED DIPHTHERIA CASES BY AGE GROUP, PHILIPPINES, JANUARY 1 – JULY 29, 2017 (N=92)

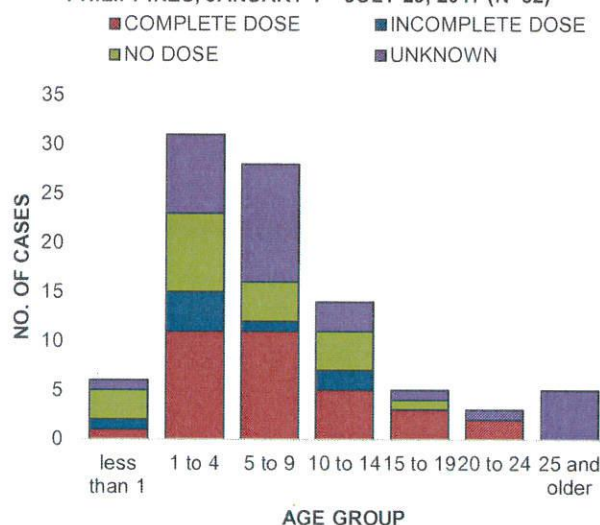


FIGURE 1. REPORTED DIPHTHERIA CASES BY CASE CLASSIFICATION AND MORBIDITY WEEK, PHILIPPINES, JANUARY 1 – JULY 29, 2017 (N=92)

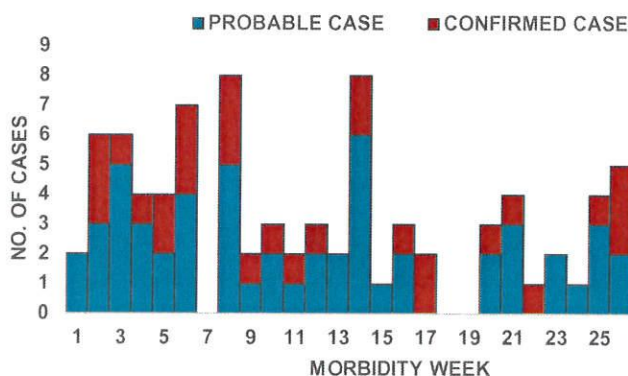
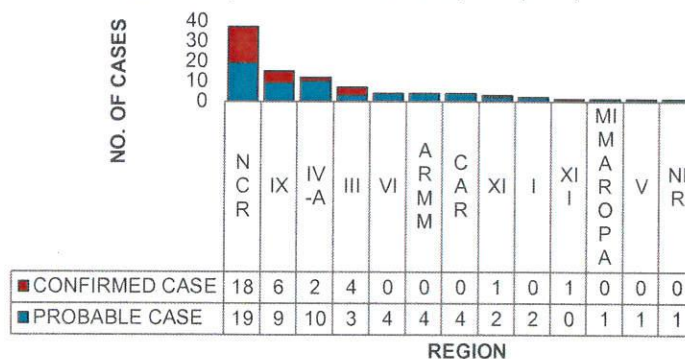


FIGURE 2. REPORTED DIPHTHERIA CASES BY CASE CLASSIFICATION AND REGION, PHILIPPINES, JANUARY 1 – JULY 29, 2017 (N=92)



see Annex A for case distribution by barangay

TABLE 2. DEATHS AMONG REPORTED DIPHTHERIA CASES BY REGION AND CASE CLASSIFICATION, PHILIPPINES, JANUARY 1 – JULY 29, 2017 (n=23)

REGION	DEATHS			
	CONFIRMED	PROBABLE	Total Deaths	CFR%
III	1	0	1	14.3
IV-A	0	3	3	25.0
MIMAROPA	0	1	1	100.0
V	0	1	1	100.0
VI	0	1	1	25.0
IX	2	3	5	33.3
XI	0	2	2	66.7
ARMM	0	1	1	25.0
NCR	4	3	7	18.9
NIR	0	1	1	100.0
PHILIPPINES	7	16	23	25.00



January 1 – July 29, 2017

Epidemiology Bureau
Public Health Surveillance Division

Fifty five (60%) out of the 92 reported diphtheria were male (Figure 3). Majority of the reported diphtheria cases belonged to 1 to 4 year old age group (31, 33.70%). Immunization status of most (33, 35.87%) of the cases received complete dose of DPT while 31 (33.70%) were not known. Twenty (21.74%) cases did not receive any dose of DPT and 8 (8.70%) cases received incomplete dose of DPT as shown in Figure 4. In Table 2, there were 23 deaths reported (CFR=25%). Of these, 7 (30.43%) were confirmed and 16 (69.57%) were probable.

FIGURE 5. CONFIRMED DIPHTHERIA CASES BY SEX, PHILIPPINES, JANUARY 1 – JULY 29, 2017 (n=32)

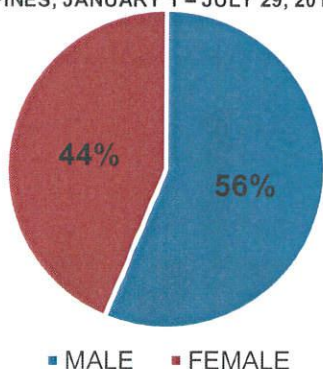
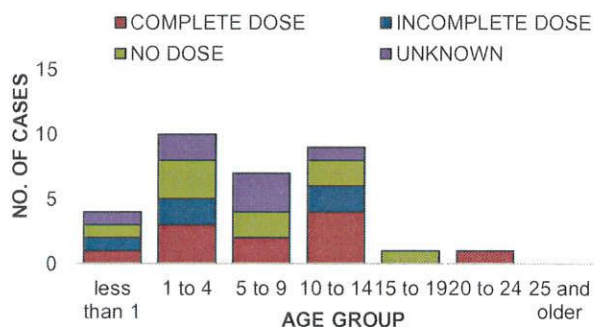


FIGURE 6. VACCINATION STATUS OF CONFIRMED DIPHTHERIA CASES BY AGE GROUP, PHILIPPINES, JANUARY 1 – JULY 29, 2017 (n=32)



Eighteen (56%) out of the 32 confirmed diphtheria were male (Figure 5). Majority of the confirmed diphtheria cases belonged to 1 to 4 years old age group (10, 31.25%). Eleven (34.38%) cases received complete dose of DPT while 9 (28.13%) cases did not receive any dose of DPT, followed by confirmed cases who have unknown immunization status (7, 21.88%). Five (15.63%) cases received incomplete DPT dose as shown in Figure 6.


DIPHTHERIA CLUSTERS

No new diphtheria clusters identified.

Editorial Board


MARIEL A. DEJESA, MD, MPM
Medical Officer IV, PHSD


JUNE CANTATA B. CORPUZ, RN
Nurse III, PIDSR National Coordinator


JEZZA JONAH D. CRUCENA, RN
Nurse III, VPDS National Coordinator



January 1 – July 29, 2017

Epidemiology Bureau
Public Health Surveillance Division

ANNEX A. REPORTED DIPHTHERIA CASES BY BARANGAY

REPORTED DIPHTHERIA CASES PHILIPPINES, JANUARY 1 - JULY 29, 2017 (N=92)					
REGION	PROVINCE	MUNCITY	BARANGAY	NO. OF CASES as of MW 1-29	NO. OF NEW CASES (MW30)
I	PANGASINAN	ASINGAN	ARISTON ESTE	1	0
		VILLASIS	TOMBOD	1	0
III	BULACAN	BOCAUE	DUHAT	0	1
		MARILAO	LOMA DE GATO	1	0
		PULILAN	SANTA PEREGRINA	1	0
		SAN JOSE DEL MONTE CITY	MINUYAN PROPER	1	0
		SCIENCE CITY OF MUÑOZ	POBLACION	1	0
	TARLAC	GERONA	TANGCARAN	1	0
	ZAMBALES	SAN MARCELINO	CONSUELO NORTE	1	0
IV-A	CAVITE	BACOR	MOLINO VI	1	0
			P.F. ESPIRITU V	1	0
		DASMARINAS	SANTO NIÑO II	1	0
		GENERAL TRIAS	MANGGAHAN	1	0
			SAN FRANCISCO	0	1
		SILANG	SILANG PROPER	1	0
	LAGUNA	LOS BAÑOS	SAN ANTONIO	1	0
		SAN PABLO CITY	SAN FRANCISCO	1	0
		SANTA ROSA	UNSPECIFIED	1	0
	QUEZON	LOPEZ	MAL-AY	1	0
		LUCENA CITY	DALAHICAN	1	0
	RIZAL	ANTIPOLO CITY	SAN ROQUE (POB.)	1	0
MIMAROPA	OCCIDENTAL MINDORO	LUBANG	MALIIG	1	0
V	CAMARINES SUR	PAMPLONA	CAGBUNGA	0	1
VI	ANTIQUE	SIBALOM	UNSPECIFIED	1	0
	ILOILO	ILOILO CITY	SANTA CRUZ	1	0
		LEGANES	POBLACION	1	0
		SAN DIONISIO	SAN NICOLAS	1	0
IX	BASILAN	ISABELA CITY	SEASIDE (POB.)	1	0
	ZAMBOANGA DEL NORTE	LABASON	ANTONINO (POB.)	1	0
		SERGIO OSMEÑA SR.	SINAI	0	1
	ZAMBOANGA DEL SUR	ZAMBOANGA CITY	CAWIT	2	0
			LABUAN	1	0
			MAMPANG	2	0
			PASONANCA	1	0
			SAN ROQUE	1	0
			SANTA CATALINA	1	0
			TALISAYAN	1	0
			TALON-TALON	1	0
			TETUAN	1	0
			TIGTABON	1	0
XI	DAVAO DEL SUR	DAVAO CITY	BUNAWAN (POB.)	1	0
			LUBOGAN	1	0
			MA-A	1	0
XII	COTABATO CITY	COTABATO CITY	BAGUA II	1	0
ARMM	MAGUINDANAO	BULUAN	UNSPECIFIED	1	0
		DATU ODIN SINSUAT	SEMBA	1	0
		SHARIFF AGUAK	LABU-LABU	1	0
		SULTAN KUDARAT	CROSSING SIMUAY	1	0
CAR	BENGUET	BAGUIO CITY	HOLY GHOST EXTENSION	1	0
			SAN LUIS VILLAGE	1	0
		TUBA	TWIN PEAKS	1	0

Case counts reported here do NOT represent the final number and are subject to change after inclusion of delayed reports and review of cases.



January 1 – July 29, 2017

Epidemiology Bureau
 Public Health Surveillance Division

ANNEX A. REPORTED DIPHTHERIA CASES BY BARANGAY, *continuation*

REPORTED DIPHTHERIA CASES PHILIPPINES, JANUARY 1 - JULY 29, 2017 (N=92)					
REGION	PROVINCE	MUNCITY	BARANGAY	NO. OF CASES as of MW 1-29	NO. OF NEW CASES (MW30)
CAR	IFUGAO	KIANGAN	HUCAB	1	0
NCR	METRO MANILA	CALOOCAN CITY	176-PH8A	1	0
			BARANGAY 105	1	0
			BARANGAY 187	1	0
			UNSPECIFIED	0	1
		LAS PIÑAS CITY	MANUYO UNO	1	0
		MAKATI CITY	PIO DEL PILAR	1	0
		MALABON CITY	BARITAN	1	0
			CONCEPCION	1	0
			LONGOS	1	0
		MANDALUYONG CITY	ADDITION HILLS	1	0
		MANILA	BARANGAY 1	1	0
			BARANGAY 106	1	0
			BARANGAY 390	1	0
			PACO	1	0
			UNSPECIFIED	1	0
		MUNTINLUPA CITY	ALABANG	1	0
		NAVOTAS	SAN ROQUE	1	0
		PARAÑAQUE CITY	MARCELO GREEN	1	0
			SAN ANTONIO	1	0
			SAN DIONISIO	1	0
		PASAY CITY	BARANGAY 26	1	0
		PASIG CITY	BARANGAY 55	1	0
			ROSARIO	1	0
		QUEZON CITY	COMMONWEALTH	1	0
			HOLY SPIRIT	1	0
			MARIANA	1	0
			NOVALICHES PROPER	1	0
			SALVACION	1	0
			SAN ISIDRO	1	0
		TAGUIG CITY	BAGONG TANYAG	1	0
			BARANGAY 31	1	0
			IBAYO-TIPAS	1	0
			LOWER BICUTAN	1	0
			USUSAN	1	0
		VALENZUELA CITY	MALANDAY	1	0
			MARULAS	1	0
			UNSPECIFIED	1	0
NIR	NEGROS OCCIDENTAL	TALISAY CITY	ZONE 10 (POB.)	1	0
PHILIPPINES				87	5