



Dengue Surveillance Update

Dengue fever and the more severe form, dengue hemorrhagic fever, are caused by any of the four serotypes of dengue virus (types 1, 2, 3, and 4). An infected day-biting female Aedes mosquito transmits this viral disease to humans. This report provides data from the period of January 1 to June 30, 2018 or Morbidity Weeks 1 – 26.

PIDSR Case Definition for Dengue Diseases

Clinical Classification

- **Dengue Without Warning Signs**

A previously well person with acute febrile illness of 2-7 days duration plus two of the following:

- Headache
- Body malaise
- Myalgia
- Arthralgia
- Retro-orbital pain
- Anorexia
- Nausea
- Vomiting
- Diarrhea
- Flushed skin
- Rash (petechial, Herman's sign)

- **Dengue With Warning Signs**

A previously well person with acute febrile illness of 2-7 days duration plus any one of the following:

- Abdominal pain or tenderness
- Persistent vomiting
- Clinical signs of fluid accumulation
- Mucosal bleeding
- Lethargy, restlessness
- Liver enlargement
- Laboratory: increase in Hct and/or decreasing platelet count

- **Severe Dengue**

A previously well person with acute febrile illness of 2-7 days duration and any of the clinical manifestations for dengue with or without warning signs, Plus any of the following:

Severe plasma leakage leading to

- Shock
- Fluid accumulation with respiratory distress

Severe bleeding

Severe organ impairment

- Liver: AST or ALT ≥ 1000
- CNS: e.g. seizures, impaired consciousness
- Heart: e.g. myocarditis
- Kidneys: e.g. renal failure

Case Classification

- **Suspect**

A previously well person with acute febrile illness of 2-7 days duration with clinical signs and symptoms of dengue

- **Probable**

A suspect case plus:

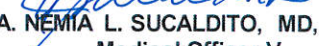
Laboratory test, at least CBC (leucopenia with or without thrombocytopenia) and/or Dengue NS1, antigen test or dengue IgM antibody test (optional)

- **Confirmed**


- Viral culture isolation,
- Polymerase Chain Reaction

Editorial Board



FERCHITO L. AVELINO, MD, PHSAE
OIC - Director IV, Epidemiology Bureau

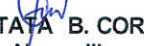

MA. NEMIA L. SUCALDITO, MD, PHSAE
Medical Officer V


VIKKI CARR D. DE LOS REYES, MD,
PHSAE
Medical Specialist III



MARIEL A. DEJESA, MD, MPM
Medical Officer IV

HERDIE L. HIZON
Senior Health Program Officer
Data Integrity Manager


JEZA JONAH C. ACLAN, RN
Nurse III


JUNE CANTATA B. CORPUZ, RN
Nurse III


JOYSA D. LORICO, RN
Nurse II

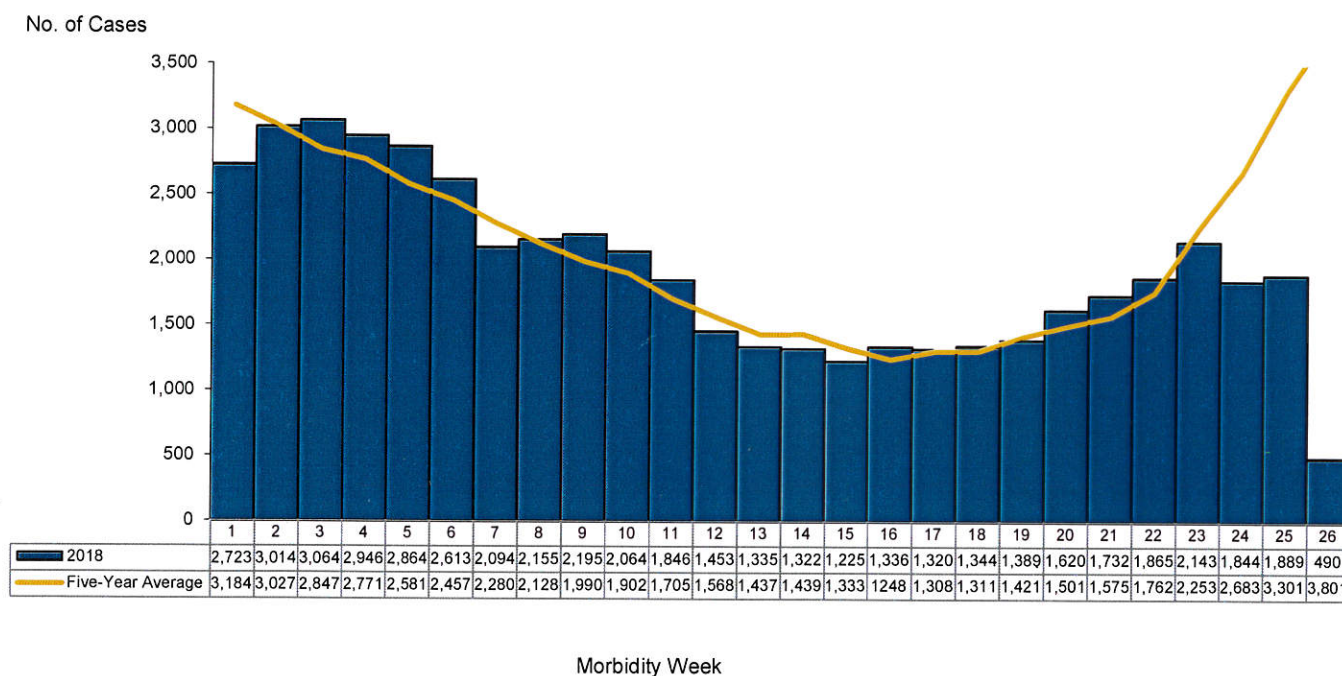

VAN FARRAH S. IBEA, RN
Nurse II



I. Trend in the Philippines

A total of **49,885** dengue cases were reported nationwide from January 1 to June 30, 2018. This is **2%** lower compared to the same time period last year (**50,835**). Figure 1 shows weekly comparative data of Reported Dengue cases 2018 vs 5-year average same time period.

Figure 1. Reported Dengue Cases by Morbidity Week vs 5-Year Average
Philippines, January 1 - June 30, 2018 (N=49,885)



II. Geographic Distribution

Table 1 shows that majority of the cases were from the following regions: **NCR**, **Region III** and **Region IV-A** (15%), **Region X** (9%) and **Region VI** and **Region VII** (8%).

Some regions have significantly increased in the number of cases compared to same time period from last year: **CAR** (102%), **Region I** (72%), **Region II** (52%), **MIMAROPA** (38%), **Region IVA** (36%), **Region X** (32%), **Region V** (29%), **NCR** (21%), **Region III** (20%), and **Region VI** (13%).

Case counts reported here do NOT represent the final number and are subject to change after inclusion of delayed reports and review of cases. All 2017 data reflects partial data only of all regions.

A PDF file of this report is available at www.doh.gov.ph/statistics.



Table 1. Reported Dengue Cases by Region
Philippines, January 1 – June 30, 2017 vs January 1 – June 30, 2018

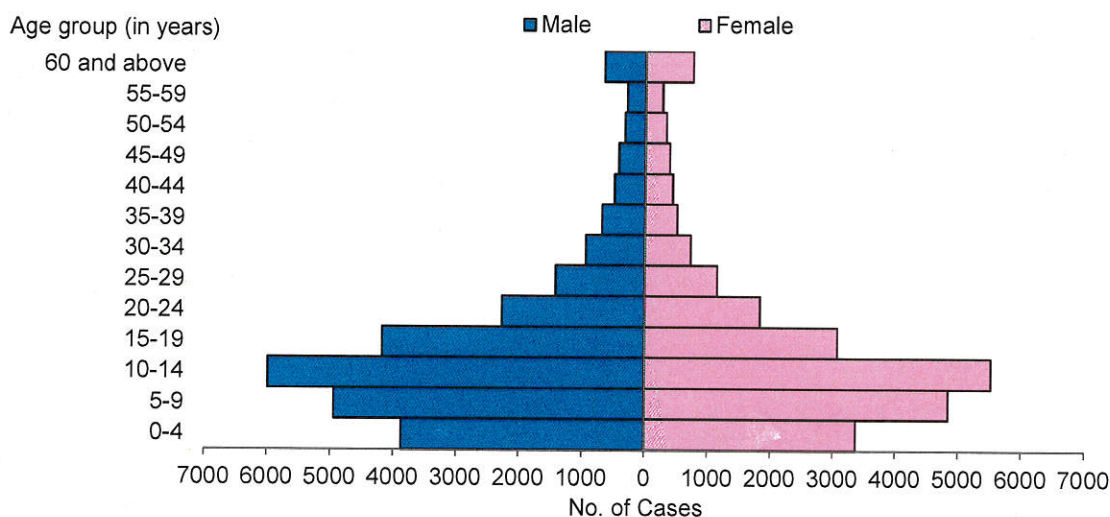
Region	2017		2018		Cases % Change
	No of Cases	Deaths	No of Cases	Deaths	
PHILIPPINES	50,835	285	49,885	278	↓2
I	1473, (3%)	6, (2%)	2530, (5%)	13, (5%)	↑72
II	1037, (2%)	5, (2%)	1577, (3%)	7, (3%)	↑52
III	6127, (12%)	22, (8%)	7327, (15%)	16, (16%)	↑20
IV-A	5316, (10%)	19, (7%)	7232, (14%)	44, (16%)	↑36
MIMAROPA	1002, (2%)	2, (1%)	1385, (3%)	10, (4%)	↑38
V	818, (2%)	5, (2%)	1059, (2%)	13, (5%)	↑29
VI	2931, (6%)	27, (9%)	3319, (7%)	28, (10%)	↑13
VII	7130, (14%)	69, (24%)	2877, (6%)	23, (8%)	↓60
VIII	2251, (4%)	10, (4%)	1661, (3%)	15, (5%)	↓26
IX	2520, (5%)	19, (7%)	1853, (4%)	12, (4%)	↓26
X	3398, (7%)	13, (5%)	4486, (9%)	38, (14%)	↑32
XI	2093, (4%)	16, (6%)	1399, (3%)	4, (1%)	↓33
XII	5231, (10%)	20, (7%)	2412, (5%)	7, (3%)	↓54
ARMM	1149, (2%)	8, (3%)	735, (1%)	12, (4%)	↓36
CAR	626, (1%)	2, (1%)	1267, (3%)	4, (1%)	↑102
CARAGA	1554, (3%)	6, (2%)	1273, (3%)	3, (1%)	↓18
NCR	6179, (12%)	36, (13%)	7493, (15%)	29, (10%)	↑21

III. Profile of Cases

A. Profile of Reported Dengue Cases

Ages of suspect cases ranged from less than 1 month to 99 years (median age of 13 years). Majority of the cases (26,590, 53%) were male. Most of the cases belonged to the 10-14 years age group (11,510, 23%). (Figure 2)

Figure 2. Reported Dengue Cases by Age Group and Sex (N= 49,885)
Philippines, January 1 –June 30, 2018



Case counts reported here do NOT represent the final number and are subject to change after inclusion of delayed reports and review of cases. All 2017 data reflects partial data only of all regions.

A PDF file of this report is available at www.doh.gov.ph/statistics.



B. Profile of Confirmed Dengue Cases

Out of 49,885 reported Dengue cases nationwide, 21,640 (43%) cases were tested. Out of the tested, 195 (1%) cases were confirmed via PCR.

Figure 3. Confirmed Dengue Cases by Morbidity Week (n=195)
Philippines, January 1- June 30, 2018

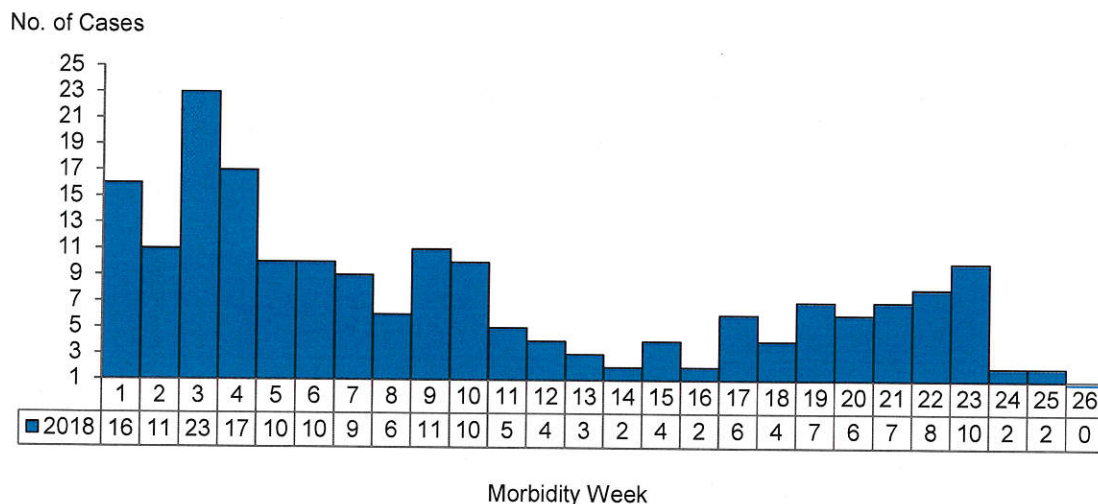


Table 2 shows that majority of the confirmed Dengue cases were from the following regions: **Region III** (49, 25%), **Region XI** (44, 23%), **NCR** (20, 12%), **Region IX** (14, 7%) and **ARMM** (11, 6%). The predominant serotype of January 1 to June 30, 2018 is **DENV3** (99 cases, 51%) followed by **DENV 1** (52 cases, 27%), **DENV 2** (38 cases, 19%) and **DENV4** (6 cases, 3%)

Table 2. Confirmed Dengue Cases by Region and Serotype (n=195)
Philippines, January 1-June 30, 2018

Region	Serotype				Total
	Dengue 1	Dengue 2	Dengue 3	Dengue 4	
PHILIPPINES	52	38	99	6	195
I	2	1	7	0	10
II	0	1	1	0	2
III	11	6	31	1	49
IV-A	1	1	5	0	7
MIMAROPA	0	0	0	0	0
V	1	0	8	0	9
VI	0	0	0	0	0
VII	0	2	3	1	6
VIII	0	2	4	0	6
IX	14	0	0	0	14
X	0	1	0	0	1
XI	12	10	20	2	44
XII	0	0	1	0	1
ARMM	4	4	3	0	11
CAR	3	2	3	1	9
CARAGA	1	2	0	0	3
NCR	2	4	13	1	20

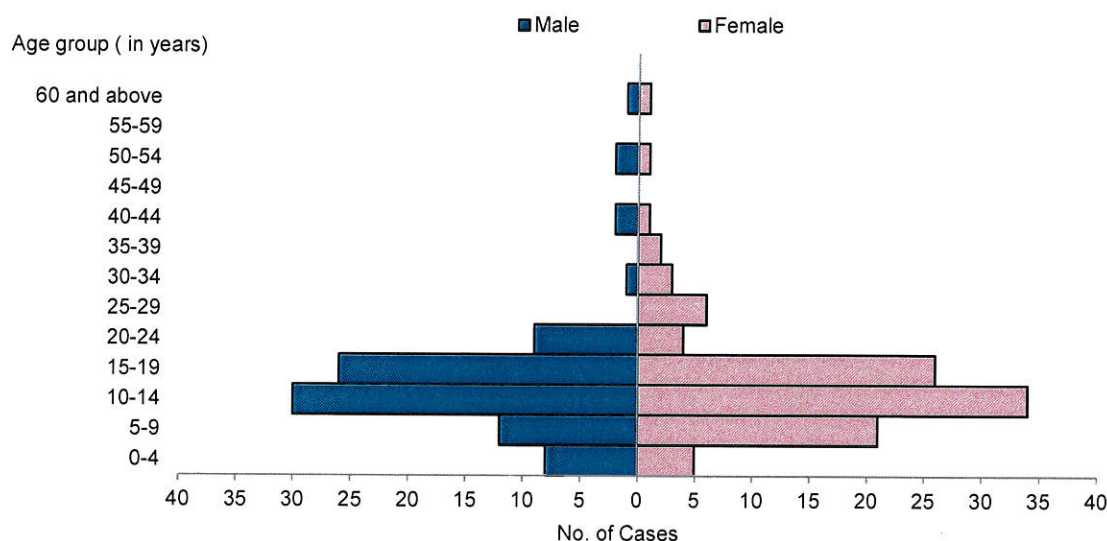
Case counts reported here do NOT represent the final number and are subject to change after inclusion of delayed reports and review of cases. All 2017 data reflects partial data only of all regions.

A PDF file of this report is available at www.doh.gov.ph/statistics.



Ages of confirmed Dengue cases ranged from less than 1 year old to 84 years old (median year of 13 years). Majority of the confirmed cases (104, 53%) were female. Sixty-four (33%) of the confirmed cases belonged to the 10-14 years age group. (Figure 4)

Figure 4. Confirmed Dengue Cases by Age Group and Sex (n=195)
Philippines, January 1 – June 30, 2018



C. Profile of Reported Dengue Deaths

There were 278 deaths (CFR = 0.56%) reported from January 1 to June 30, 2018. This is lower compared to the same period last year, 285 deaths (CFR=0.56%). The provinces with the highest number of deaths were from **Rizal** (20 deaths, 7%), **Negros Occidental** (19, 7%), **Misamis Occidental** (18, 6%), **Cebu** (13 deaths, 5%), **Cavite** (11 deaths, 4%) and **Zamboanga del Sur** (11 deaths, 4%).

Table 3. Top 5 Provinces with Highest Reported Dengue Deaths (n=278)
Philippines January 1 – June 30, 2018

Region	Province	No of Deaths	% Among Deaths
Region IV-A	RIZAL	20	7
Region X	NEGROS OCCIDENTAL	19	7
Region VI	MISAMIS OCCIDENTAL	18	6
Region VII	CEBU	13	5
Region IV-A	CAVITE	11	4
Region IX	ZAMBOANGA DEL SUR	11	4

Case counts reported here do NOT represent the final number and are subject to change after inclusion of delayed reports and review of cases. All 2017 data reflects partial data only of all regions.

A PDF file of this report is available at www.doh.gov.ph/statistics.



Ages of deaths ranged from less than 1 year old to 93 years old (median age of 7 years). Majority (115, 58%) of the cases were female. Most of the reported Dengue deaths belonged to 5-9 years age group (76, 38%). (Figure 6)

Figure 6. Reported Dengue Deaths by Age Group and Sex (n=278)
Philippines, January 1 – June 30, 2018

