



TRENDS IN THE PHILIPPINES

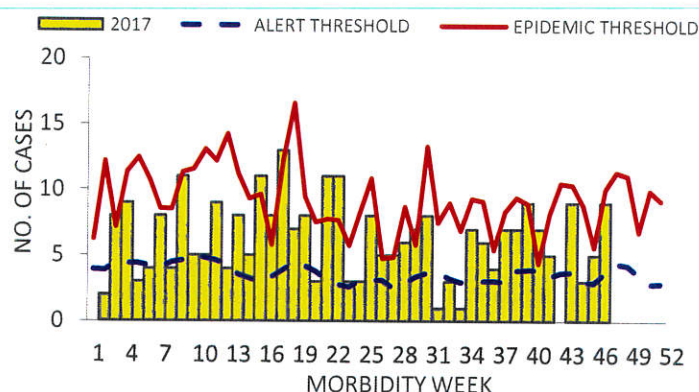
A total of 285 pertussis cases were reported nationwide from January 1 – December 2, 2017. This is 4.04% lower than the same period last year (297 cases). Figure 1 shows the distribution of the reported pertussis cases in the country by morbidity week.

GEOGRAPHIC DISTRIBUTION

The number of pertussis cases varies by region. Figure 2 shows the distribution of reported pertussis cases by region in comparison to the same time period last year.

Table 1 indicates the reported pertussis cases by region in the Philippines. Eighty (28.07%) cases were confirmed out of 285 cases. Among the reported cases, 12 cases have died with a CFR of 4.21%. Majority of the reported pertussis cases came from NCR (81, 28.42%), Regions IVA (65, 22.81%), III and XI (34 each, 11.93% respectively). (See Annex A for case distribution by Barangay)

Fig. 1 Alert and Epidemic Thresholds and Reported Pertussis Cases by Morbidity Week, Philippines, as of December 2, 2017 (N=285)



Ten pertussis clusters⁽¹⁾ were identified as of December 2, 2017. No new cluster⁽¹⁾ of pertussis cases identified within the past 4 Morbidity Weeks. (See Annex B for case distribution by Cluster⁽¹⁾)

Fig. 2 Reported Pertussis Cases by Region, Philippines, as of December 2, 2017 (N=285)




Table 1. Reported Pertussis Cases by Region, Philippines, as of December 2, 2017 (N=285)

REGION	Case Classification			Reported Cases	Died	CFR %
	Confirmed Cases	Probable Cases	Suspected Case			
I	1	0	2	3	0	0.00
II	7	0	8	15	2	13.33
III	8	0	26	34	3	8.82
IVA	22	0	43	65	4	6.15
MIMAROPA	1	0	0	1	0	0.00
V	1	0	1	2	0	0.00
VI	2	0	3	5	0	0.00
VII	5	0	8	13	0	0.00
VIII	0	0	2	2	0	0.00
IX	0	0	2	2	0	0.00
X	1	0	6	7	0	0.00
XI	6	0	28	34	0	0.00
XII	1	0	5	6	0	0.00
ARMM	0	0	3	3	0	0.00
CAR	2	0	2	4	0	0.00
CARAGA	1	0	7	8	0	0.00
NCR	22	0	59	81	3	3.70
PHILIPPINES	80	0	205	285	12	4.21



PROFILE OF CASES

There are **144 (50.53%) females** and **141 (49.47%) males** and most (58.60%) of them belonged to the **0 to 3 months old age group**. One hundred forty three (50.18%) cases are not vaccinated with any dose of DPT/pentavalent vaccine.

As shown in Figure 3.1, 89 (63.12%) out of 141 reported male pertussis cases belonged to the 0 to 3 months old age group and 68 (48.23%) did not received any dose of DPT/Pentavalent. Whereas in Figure 3.2, majority of the reported female pertussis cases, 78 (54.17%) of them belonged to the 0 to 3 months old age group and 75 (52.08%) of them did not received any dose of DPT/Pentavalent.

Fig. 3.1 Reported Male Pertussis Cases by DPT Doses and Age Group, Philippines, as of December 2, 2017 (n=141)

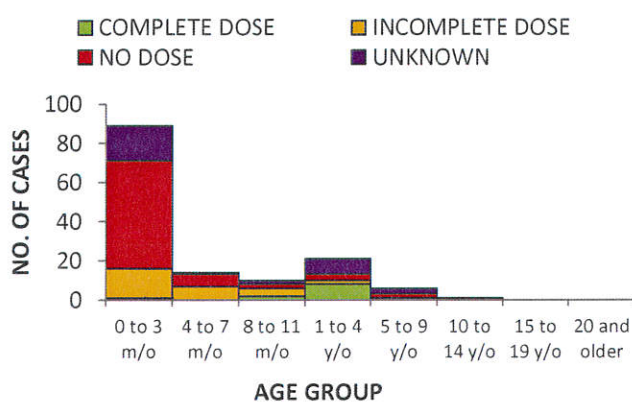
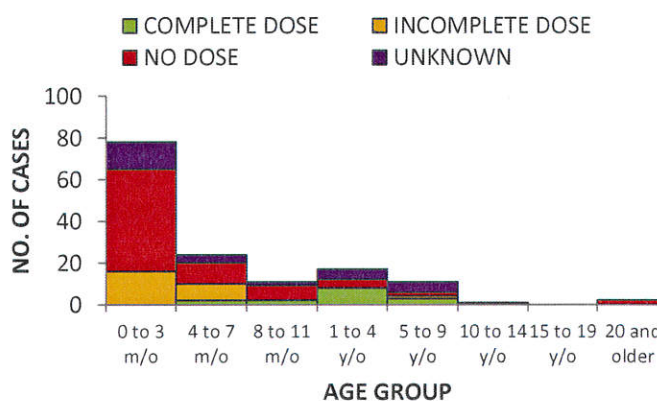


Fig. 3.2 Reported Female Pertussis Cases by DPT Doses and Age Group, Philippines, as of December 2, 2017 (n=144)



Standard Case Definition of Pertussis

• **Clinical Case:**

- A person with a cough lasting at least 2 weeks with at least one of the following:
 - paroxysms (i.e. fits) of coughing
 - inspiratory “whooping”
 - post-tussive vomiting (i.e. vomiting immediately after coughing)
 - without other apparent cause

Case classification

• **Clinically-confirmed case:**

- A case that meets the clinical case definition but is not laboratory confirmed.

• **Probable case:**

- Meets the clinical case definition, is not laboratory confirmed, and is not epidemiologically linked to a laboratory-confirmed case.

• **Laboratory-confirmed case:**

- A case of acute cough illness of any duration with a positive culture for B. pertussis; OR
- A case that meets the clinical case definition and is confirmed by PCR; OR
- A case that meets the clinical definition and is epidemiologically linked directly to a case confirmed by either culture or PCR.

Editorial Board

IRMA L. ASUNCION, MD, MHA, CESO IV
Director IV, Epidemiology Bureau

GENESIS MAY J. SAMONTE, MD, MSc, PHSAE
OIC-Division Chief, PHSD

JUNE CANTATA B. CORPUZ, RN
Nurse III, PIDS National Coordinator

JEZZA JONAH D. CRUCENA, RN
Nurse III, VPDS National Coordinator



ANNEX A. REPORTED PERTUSSIS CASES BY CASE CLASSIFICATION AND BARANGAY

REPORTED PERTUSSIS CASES PHILIPPINES, JANUARY 1 - DECEMBER 2, 2017 (N=285)							
REGION	PROVINCE	MUNCITY	BARANGAY	CONFIRMED CASES	PROBABLE CASES	SUSPECTED CASES	NO. OF CASES
I	ILOCOS NORTE	DINGRAS	BARESBS	0	0	1	1
	PANGASINAN	DAGUPAN CITY	PUGARO SUIT	1	0	0	1
		SAN JACINTO	SAN VICENTE	0	0	1	1
II	CAGAYAN	AMULUNG	ESTEFANIA	1	0	0	1
		BAGGAO	AGAMAN NORTE	1	0	2	3
		PEÑABLANCA	CAMASI	1	0	0	1
		SANTO NIÑO	TABANG	1	0	0	1
		SOLANA	PATAYA	1	0	0	1
			SAMPAGUITA	0	0	1	1
		TUGUEGARAO CITY	PENGUE (PENGUE-RUYU)	0	0	1	1
			TANZA	1	0	0	1
			UNSPECIFIED	1	0	0	1
	ISABELA	CABAGAN	CENTRO	0	0	1	1
			LUQUILU	0	0	1	1
	NUEVA VIZCAYA	SANTA FE	BALILING	0	0	2	2
III	BATAAN	ABUCAY	SALIAN	0	0	1	1
		BALANGA CITY	SAN JOSE	1	0	0	1
		HERMOSA	ALMACEN	0	0	1	1
	BULACAN	SAN JOSE DEL MONTE CITY	SAPANG PALAY	0	0	1	1
	NUEVA ECIJA	SAN JOSE CITY	SIBUT	0	0	1	1
	PAMPANGA	ANGELES CITY	ANUNAS	0	0	1	1
			MALABANIAS	0	0	1	1
			PULUNGBULU	1	0	0	1
		APALIT	SAMPALOC	0	0	1	1
		ARAYAT	SAN AGUSTIN NORTE	1	0	0	1
		CANDABA	DALAYAP	0	0	1	1
		GUAGUA	SAN RAFAEL (DUCK ISLAND)	1	0	0	1
		LUBAO	CONCEPCION	0	0	1	1
		MABALACAT	DAPDAP	0	0	1	1
			MABIGA	1	0	1	2
			SANTA MARIA	0	0	1	1
		MAGALANG	SAN PEDRO II	1	0	0	1
		MEXICO	ANAO	1	0	0	1



ANNEX A. REPORTED PERTUSSIS CASES BY CASE CLASSIFICATION AND BARANGAY, *continuation*

REPORTED PERTUSSIS CASES PHILIPPINES, JANUARY 1 - DECEMBER 2, 2017 (N=285)							
REGION	PROVINCE	MUNCITY	BARANGAY	CONFIRMED CASES	PROBABLE CASES	SUSPECTED CASES	NO. OF CASES
III	PAMPANGA	MEXICO	DIVISORIA	0	0	2	2
			PARIAN (POB.)	0	0	1	1
		MINALIN	SAN ISIDRO	0	0	1	1
		PORAC	MANIBAUG PARALAYA	0	0	1	1
		SAN FERNANDO CITY	DEL PILAR	0	0	1	1
			QUEBIAUAN	1	0	0	1
			SAN JUAN	0	0	1	1
			SANTO NIÑO	0	0	1	1
		SANTA RITA	SAN BASILIO	0	0	1	1
		SASMUAN	SANTO TOMAS	0	0	1	1
	TARLAC	BAMBAN	LOURDES	0	0	1	1
			SAN NICOLAS (POB.)	0	0	2	2
	ZAMBALES	SAN ANTONIO	BURGOS (POB.)	0	0	1	1
IVA	BATANGAS	IBAAN	TULAY	0	0	1	1
		LIPA CITY	PUSIL	0	0	1	1
	CAVITE	ALFONSO	ESPERANZA IBABA	0	0	1	1
			TAYWANAK IBABA	0	0	1	1
		BACOR	MOLINO IV	1	0	0	1
			ZAPOTE V	0	0	1	1
		CAVITE CITY	UNSPECIFIED	0	0	1	1
		DASMARIÑAS	FATIMA II	0	0	1	1
			LANGKAAN I	1	0	0	1
			LANGKAAN II	0	0	1	1
			SAN MIGUEL	0	0	1	1
		GEN. MARIANO ALVAREZ	BARANGAY 2 POBLACION	0	0	1	1
			FIORIELLO CARIMAG (AREA C)	1	0	0	1
			GAVINO MADERAN	0	0	1	1
			GREGORIA DE JESUS	1	0	0	1
			SAN JOSE	0	0	1	1



ANNEX A. REPORTED PERTUSSIS CASES BY CASE CLASSIFICATION AND BARANGAY, *continuation*

REPORTED PERTUSSIS CASES PHILIPPINES, JANUARY 1 - DECEMBER 2, 2017 (N=285)							
REGION	PROVINCE	MUNCITY	BARANGAY	CONFIRMED CASES	PROBABLE CASES	SUSPECTED CASES	NO. OF CASES
IVA	CAVITE	GENERAL TRIAS	SAN FRANCISCO	0	0	1	1
		IMUS	MALAGASANG II-C	1	0	0	1
		MAGALLANES	BENDITA I	1	0	0	1
			URDANETA	0	0	1	1
		MENDEZ	ASIS I	0	0	1	1
			ASIS III	0	0	1	1
		SILANG	BILUSO	1	0	0	1
			TUBUAN I	0	0	1	1
		TANZA	PARADAHAN I	1	0	0	1
		TERNATE	POBLACION III (BARANGAY III)	0	0	1	1
		TRECE MARTIRES CITY	AGUADO (PISCAL MUNDO)	0	0	1	1
			CABUCO	1	0	1	2
			DE OCAMPO	0	0	1	1
	LAGUNA	BIÑAN	BIÑAN (POBLACION)	0	0	1	1
		CABUYAO	MAMATID	1	0	0	1
		PANGIL	SULIB	0	0	1	1
		SAN PABLO CITY	CONCEPCION	0	0	1	1
		SAN PEDRO	MAGSAYSAY	1	0	0	1
		SANTA ROSA	APLAYA	0	0	1	1
			CAINGIN	1	0	0	1
	QUEZON	LUCBAN	BARANGAY 5 (POB.)	0	0	1	1
			UNSPECIFIED	1	0	0	1
		LUCENA CITY	BARANGAY 8 (POB.)	1	0	0	1
			IBABANG DUPAY	0	0	1	1
			IBABANG IYAM	2	0	0	2
			ILAYANG IYAM	0	0	1	1
			MAYAO KANLURAN	1	0	0	1
		MULANAY	BARANGAY 4 (POB.)	0	0	1	1
		PAGBILAO	BARANGAY 1 CASTILLO (POB.)	1	0	0	1
			IKIRIN	1	0	0	1

Case counts reported here do NOT represent the final number and are subject to change after inclusion of delayed reports and review of cases. ⁽¹⁾Cluster Definition: 2 or more pertussis cases from the same barangay, reported within 4 consecutive weeks.



ANNEX A. REPORTED PERTUSSIS CASES BY CASE CLASSIFICATION AND BARANGAY, *continuation*

REPORTED PERTUSSIS CASES PHILIPPINES, JANUARY 1 - DECEMBER 2, 2017 (N=285)							
REGION	PROVINCE	MUNCITY	BARANGAY	CONFIRMED CASES	PROBABLE CASES	SUSPECTED CASES	NO. OF CASES
IVA	QUEZON	PAGBILAO	TALIPAN	1	0	0	1
			BARANGAY III (POB.)	0	0	1	1
		SAN FRANCISCO	UNSPECIFIED	0	0	1	1
		SAN NARCISO	WHITE CLIFF	1	0	0	1
		SARIAYA	MAMALA II	0	0	1	1
		TIAONG	LALIG	0	0	1	1
	RIZAL	ANTIPOLO CITY	SAN JOSE (POB.)	0	0	1	1
			SAN ROQUE (POB.)	0	0	1	1
		CAINTA	SAN ISIDRO	0	0	1	1
			SANTA ROSA	0	0	1	1
		RODRIGUEZ	SAN ISIDRO	0	0	3	3
		SAN MATEO	MALANDAY	1	0	0	1
			SANTA ANA	0	0	1	1
			SILANGAN	0	0	2	2
MIMAROPA	MARINDUQUE	GASAN	TIGUION	1	0	0	1
V	CAMARINES SUR	NAGA CITY	DEL ROSARIO	1	0	0	1
	MASBATE	MILAGROS	MOISES R. ESPINOSA	0	0	1	1
VI	ANTIQUE	SAN JOSE	FUNDA-DALIPE	0	0	1	1
	ILOILO	ILOILO CITY	YULO DRIVE	0	0	1	1
	NEGROS OCCIDENTAL	BACOLOD CITY	GRANADA	1	0	0	1
			VILLAMONTE	1	0	0	1
		MANAPLA	SAN PABLO	0	0	1	1
VII	CEBU	CEBU CITY	MAMBALING	1	0	0	1
			PARDO (POB.)	0	0	1	1
			TISA	0	0	1	1
		CORDOBA	DAY-AS	0	0	1	1
		DUMANJUG	PAWA	0	0	1	1
		MANDAUE CITY	CANDUMAN	1	0	0	1
			MAGUIKAY	1	0	0	1
			OPAO	1	0	0	1
		NAGA	INAYAGAN	0	0	1	1
		SAN FRANCISCO	CONSUELO	0	0	1	1
		TABUELAN	TABUNOK	0	0	1	1



ANNEX A. REPORTED PERTUSSIS CASES BY CASE CLASSIFICATION AND BARANGAY, *continuation*

REPORTED PERTUSSIS CASES PHILIPPINES, JANUARY 1 - DECEMBER 2, 2017 (N=285)							
REGION	PROVINCE	MUNCITY	BARANGAY	CONFIRMED CASES	PROBABLE CASES	SUSPECTED CASES	NO. OF CASES
VII	CEBU	TALISAY CITY	SAN ROQUE	1	0	0	1
		TOLEDO CITY	DUMLOG	0	0	1	1
VIII	LEYTE	BURAUEN	ARADO	0	0	1	1
		TACLOBAN CITY	BARANGAY 74	0	0	1	1
IX	ZAMBOANGA DEL SUR	MARGOSATUBIG	DIGON	0	0	1	1
		PAGADIAN CITY	UPPER SIBATANG	0	0	1	1
X	BUKIDNON	DON CARLOS	BOCBOC	0	0	1	1
		KALILANGAN	MALINAO	0	0	1	1
		LIBONA	SAN JOSE	0	0	1	1
		MALAYBALAY CITY	AGLAYAN	0	0	1	1
			SILAE	1	0	0	1
	LANAO DEL NORTE	ILIGAN CITY	TUBOD	0	0	1	1
	MISAMIS ORIENTAL	CAGAYAN DE ORO CITY	PUNTOD	0	0	1	1
XI	DAVAO DEL NORTE	CARMEN	SANTO NIÑO	1	0	0	1
		TALAINGOD	DAGOHOY	0	0	1	1
	DAVAO DEL SUR	DAVAO CITY	BARANGAY 2-A (POB.)	1	0	0	1
			BARANGAY 20-B (POB.)	0	0	2	2
			BARANGAY 23-C (POB.)	0	0	2	2
			BUCANA	1	0	1	2
			BUHANGIN (POB.)	0	0	1	1
			CABANTIAN	0	0	1	1
			CALINAN (POB.)	0	0	2	2
			COMMUNAL	0	0	1	1
			DACUDAO	0	0	1	1
			MA-A	1	0	0	1
			MATINA APLAYA	0	0	1	1
			MATINA CROSSING	0	0	1	1
			PAMPANGA	0	0	1	1
			SASA	1	0	4	5
			TIGATTO	0	0	1	1



ANNEX A. REPORTED PERTUSSIS CASES BY CASE CLASSIFICATION AND BARANGAY, *continuation*

REPORTED PERTUSSIS CASES PHILIPPINES, JANUARY 1 - DECEMBER 2, 2017 (N=285)							
REGION	PROVINCE	MUNCITY	BARANGAY	CONFIRMED CASES	PROBABLE CASES	SUSPECTED CASES	NO. OF CASES
XI	DAVAO DEL SUR	DAVAO CITY	TORIL (POB.)	0	0	1	1
			TUGBOK (POB.)	1	0	0	1
		PADADA	ALMENDRAS (POB.)	0	0	1	1
		SANTA CRUZ	ZONE III (POB.)	0	0	1	1
	DAVAO ORIENTAL	BAGANGA	SAOQUEGUE	0	0	1	1
		GOVERNOR GENEROSO	DON AURELIO CHICOTE	0	0	1	1
			PUNDAGUITAN	0	0	1	1
			TIBANBAN	0	0	1	1
		LUPON	DON MARIANO MARCOS	0	0	1	1
XII	NORTH COTABATO	M'LANG	BAGONTAPAY	1	0	0	1
	SOUTH COTABATO	NORALA	POBLACION	0	0	1	1
		SANTO NIÑO	GUINSANG-AN	0	0	1	1
			POBLACION	0	0	1	1
		TANTANGAN	POBLACION	0	0	1	1
	SULTAN KUDARAT	COLUMBIO	POBLACION	0	0	1	1
ARMM	LANAO DEL SUR	BAYANG	CADINGILAN OCCIDENTAL	0	0	1	1
		SULTAN DUMALONDONG	UNSPECIFIED	0	0	1	1
	SULU	JOLO	BUS-BUS	0	0	1	1
CAR	BENGUET	LA TRINIDAD	LUBAS	0	0	1	1
			POBLACION	0	0	1	1
			TAWANG	2	0	0	2
CARAGA	AGUSAN DEL SUR	VERUELA	SANTA CRUZ	0	0	1	1
	SURIGAO DEL NORTE	SURIGAO CITY	SAN ROQUE	0	0	1	1
	SURIGAO DEL SUR	BISLIG CITY	POBLACION	1	0	0	1
		CARMEN	HINAPOYAN	0	0	4	4
		TANDAG	DAGOCDOC (POB.)	0	0	1	1
NCR	METRO MANILA	CALOOCAN CITY	BAGONG BARRIO	0	0	1	1
			BARANGAY 65	0	0	1	1



Epidemiology Bureau
 Public Health Surveillance Division

January 1 – December 2, 2017

ANNEX A. REPORTED PERTUSSIS CASES BY CASE CLASSIFICATION AND BARANGAY, *continuation*

REPORTED PERTUSSIS CASES PHILIPPINES, JANUARY 1 - DECEMBER 2, 2017 (N=285)							
REGION	PROVINCE	MUNCITY	BARANGAY	CONFIRMED CASES	PROBABLE CASES	SUSPECTED CASES	NO. OF CASES
NCR	METRO MANILA	CALOOCAN CITY	BARANGAY 96	0	0	1	1
			BARANGAY 144	0	0	1	1
			BARANGAY 161	0	0	1	1
			BARANGAY 164	0	0	1	1
			BARANGAY 173	0	0	1	1
			BARANGAY 178	0	0	2	2
			BARANGAY 188	0	0	1	1
		LAS PIÑAS CITY	PULANG LUPA DOS	0	0	1	1
			PULANG LUPA UNO	0	0	1	1
		MAKATI CITY	COMEMBO	1	0	0	1
			EAST REMBO	0	0	2	2
			OLYMPIA	0	0	1	1
			PEMBO	1	0	0	1
			RIZAL	1	0	0	1
		MALABON CITY	TINAJEROS	1	0	0	1
		MANDALUYONG CITY	ADDITION HILLS	0	0	1	1
		MANILA	BARANGAY 108	0	0	1	1
			BARANGAY 268	0	0	1	1
			BARANGAY 579	0	0	1	1
			BARANGAY 669	0	0	1	1
			BARANGAY 773	0	0	1	1
			BARANGAY 826	0	0	1	1
			BARANGAY 91	0	0	1	1
			SANTA CRUZ	0	0	1	1
			TONDO	0	0	1	1
		NAVOTAS	NORTH BAY BLVD., NORTH	1	0	1	2



Epidemiology Bureau
 Public Health Surveillance Division

January 1 – December 2, 2017

ANNEX A. REPORTED PERTUSSIS CASES BY CASE CLASSIFICATION AND BARANGAY, *continuation*

REPORTED PERTUSSIS CASES PHILIPPINES, JANUARY 1 - DECEMBER 2, 2017 (N=285)							
REGION	PROVINCE	MUNCITY	BARANGAY	CONFIRMED CASES	PROBABLE CASES	SUSPECTED CASES	NO. OF CASES
NCR	METRO MANILA	NAVOTAS	NORTH BAY BLVD., SOUTH	1	0	0	1
			SAN ROQUE	1	0	0	1
		PARAÑAQUE CITY	SAN DIONISIO	1	0	0	1
			SUN VALLEY	0	0	1	1
		PASIG CITY	BAGONG ILOG	1	0	0	1
			KAPASIGAN	1	0	0	1
			PINAGBUHATAN	1	0	0	1
			SANTO TOMAS	0	0	1	1
		QUEZON CITY	ALICIA	0	0	1	1
			APOLONIO SAMSON	0	0	1	1
			BAESA	1	0	1	2
			BAGONG PAG-ASA	1	0	0	1
			BAHAY TORO	0	0	2	2
			BATASAN	1	0	0	1
			BATASAN HILLS	1	0	2	3
			COMMONWEALTH	1	0	2	3
			GULOD	1	0	0	1
			HOLY SPIRIT	1	0	0	1
			MARILAG	0	0	1	1
			NORTH FAIRVIEW	0	0	1	1
			OBRERO	0	0	1	1
			OLD BALARA	0	0	1	1
			OLD CAPITOL SITE	0	0	1	1
			PASONG TAMO	2	0	2	4
			PAYATAS	1	0	3	4
			PAYATAS B	0	0	1	1
			PINYAHAN	0	0	1	1
			ROXAS	0	0	1	1
			SAN ROQUE	0	0	2	2
			SANGANDAAN	0	0	1	1
			SAUYO	0	0	1	1
			SOUTH TRIANGLE	0	0	1	1
			TANDANG SORA	1	0	1	2
			TATALON	0	0	1	1
		TAGUIG CITY	WESTERN BICUTAN	0	0	1	1
		VALENZUELA CITY	CANUMAY	0	0	1	1
PHILIPPINES				80	0	205	285

Case counts reported here do NOT represent the final number and are subject to change after inclusion of delayed reports and review of cases. ⁽¹⁾Cluster Definiton: 2 or more pertussis cases from the same barangay, reported within 4 consecutive weeks.



ANNEX B. CLUSTER⁽¹⁾ OF PERTUSSIS CASES

MORBIDITY WEEK	REGION	PROVINCE	MUNCITY	BARANGAY	SUSPECT CASES	CONFIRMED CASES
8-11	XI	DAVAO DEL SUR	DAVAO CITY	SASA	3	1
14	CARAGA	SURIGAO DEL SUR	CARMEN	HINAPOYAN	4	0
16-18	III	TARLAC	BAMBAN	SAN NICOLAS (POB.)	2	0
17	II	CAGAYAN	BAGGAO	AGAMAN NORTE	2	0
18	CAR	BENGUET	LA TRINIDAD	TAWANG	0	2
20-21	NCR	METRO MANILA	QUEZON CITY	PAYATAS	1	1
22	IVA	QUEZON	LUCENA CITY	IBABANG IYAM	0	2
22-25	NCR	METRO MANILA	QUEZON CITY	TANDANG SORA	1	1
33-34	II	NUEVA VIZCAYA	SANTA FE	BALILING	2	0
44	XI	DAVAO DEL SUR	DAVAO CITY	CALINAN (POB.)	2	0