



Introduction

Diphtheria is an infectious disease spread (from person to person) by respiratory droplets through coughing and sneezing.

Diphtheria usually affects the tonsils, pharynx, larynx and occasionally other mucus membranes or skin.

The incubation period is usually 2 to 5 days (range 1-10 days).

Initial symptoms of illness include a sore throat, difficulty in swallowing, malaise, and low-grade fever. The hallmark of respiratory diphtheria is the presence of an exudate that organizes into a tough, grayish-white pseudomembrane over the tonsils, the pharynx, or larynx. ("VPD Surveillance Manual, 4th Edition, 2008" Tejpratap S.P. Tiwari, M.D., CDC)

Standard Case Definition:

• **Probable Case:**

- A person with an illness of the upper respiratory tract characterized by laryngitis or pharyngitis or tonsillitis, and adherent membranes on tonsils, pharynx and/or nose.

• **Confirmed Case:**

- A probable case that is laboratory confirmed or linked epidemiologically to a laboratory-confirmed case.

Note: Persons with positive *Corynebacterium diphtheriae* cultures who do not meet the clinical description (i.e. asymptomatic carriers) should not be reported as probable or confirmed diphtheria cases.

Trend in the Philippines

A total of **22** diphtheria cases were reported nationwide from January 1 to April 9, 2016. Of these cases, **14** are probable and **8** are laboratory-confirmed thru polymerase chain reaction (PCR) testing. The number of confirmed diphtheria cases is **166.67%** higher compared to the same time period last year (**3**).

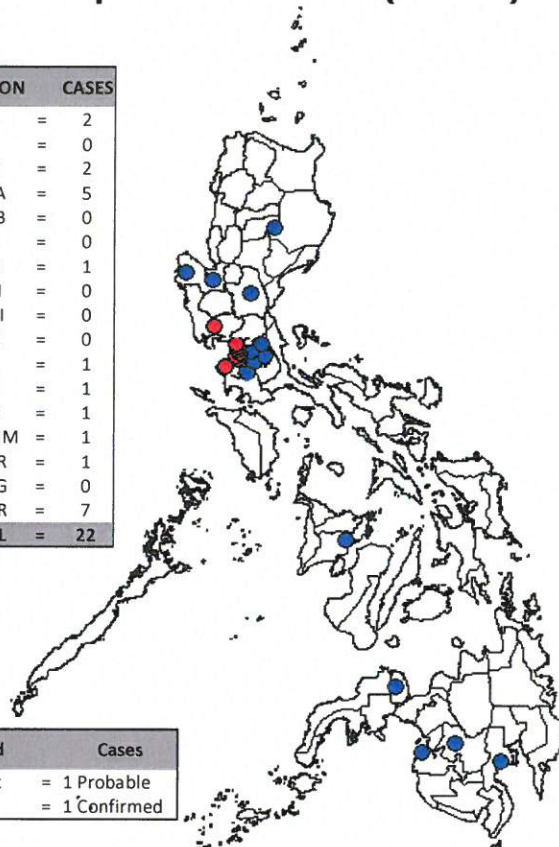
Geographic Distribution

The probable diphtheria cases were from: **Region I** (Pangasinan), **Region III** (Nueva Ecija), **Region IV-A** (Laguna & Rizal), **Region VI** (Iloilo), **Region X** (Misamis Occidental), **Region XI** (Davao City), **Region XII** (Cotabato City), **ARMM** (Maguindanao), **CAR** (Ifugao) and **NCR** (Quezon City). While the confirmed

Diphtheria Cases (MW14)

REGION	CASES
I	= 2
II	= 0
III	= 2
IVA	= 5
IVB	= 0
V	= 0
VI	= 1
VII	= 0
VIII	= 0
IX	= 0
X	= 1
XI	= 1
XII	= 1
ARMM	= 1
CAR	= 1
CRG	= 0
NCR	= 7
PHL	= 22

Legend	Cases
1 blue dot	= 1 Probable
1 red dot	= 1 Confirmed

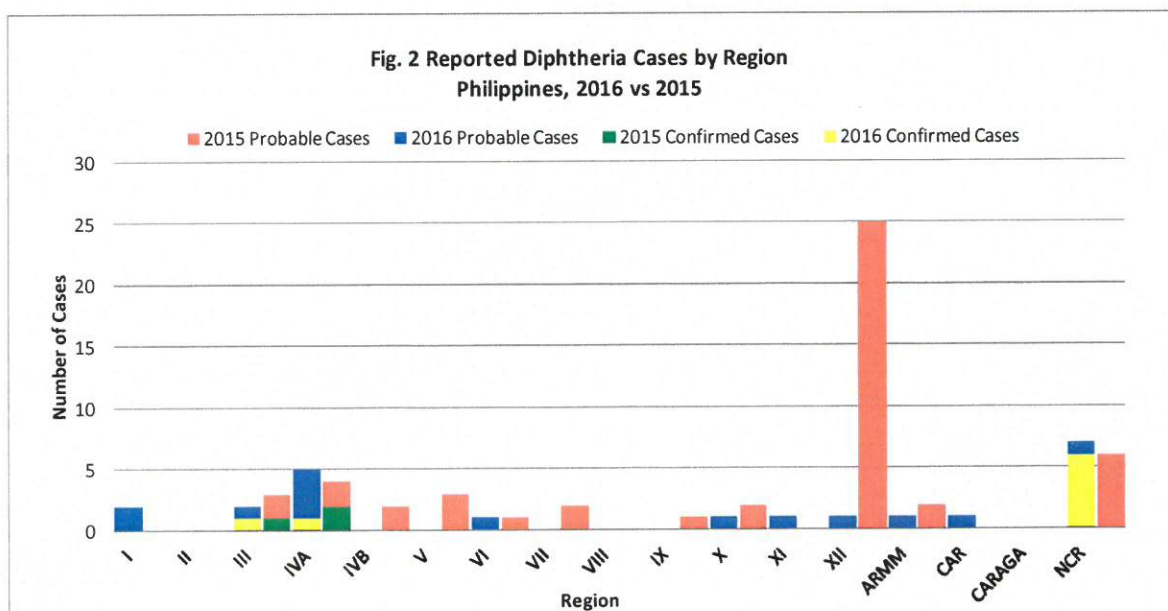
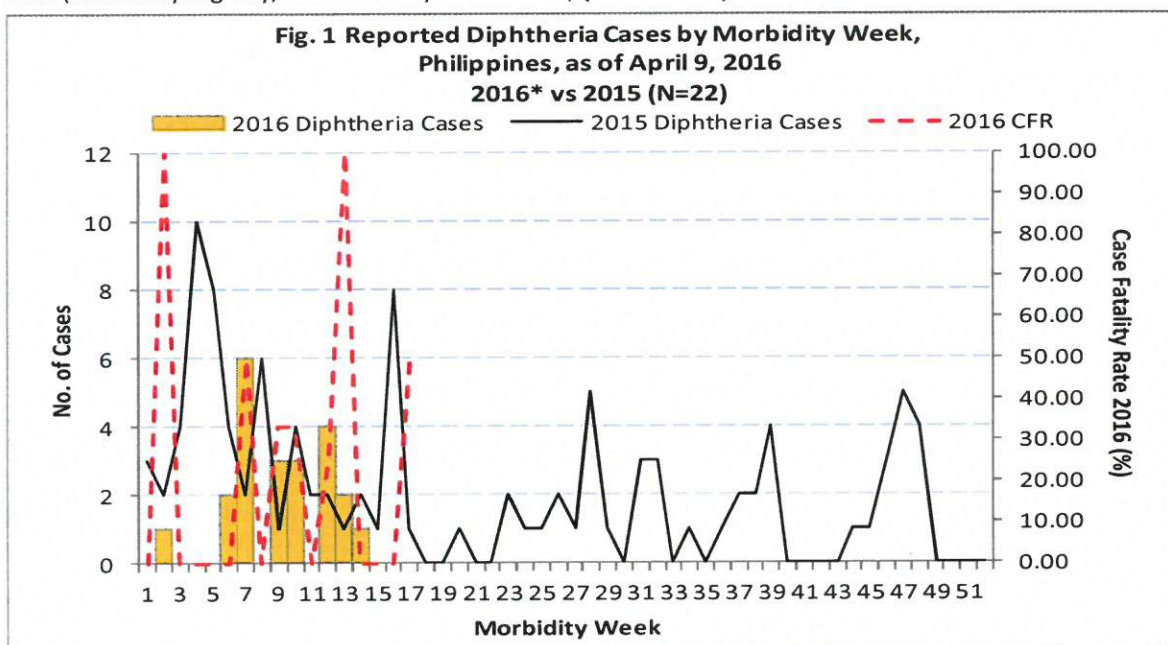




diphtheria cases came from **Region III** (Pampanga), **Region IV-A** (Cavite) and **NCR** (Caloocan City, Malabon City, Mandaluyong City, Manila, & Quezon City).

Profile of Cases

Majority of the probable diphtheria cases were **male** (64.3%) and most of them were among the 5-14 years old (55.6%) age group. Whereas, majority of the confirmed diphtheria cases were **female** (62.5%), most of them were among the 5-14 years old (66.7%) age group. Most of the diphtheria deaths were from **NCR** (Mandaluyong City, Malabon City and Manila) (**CFR = 50.00**).



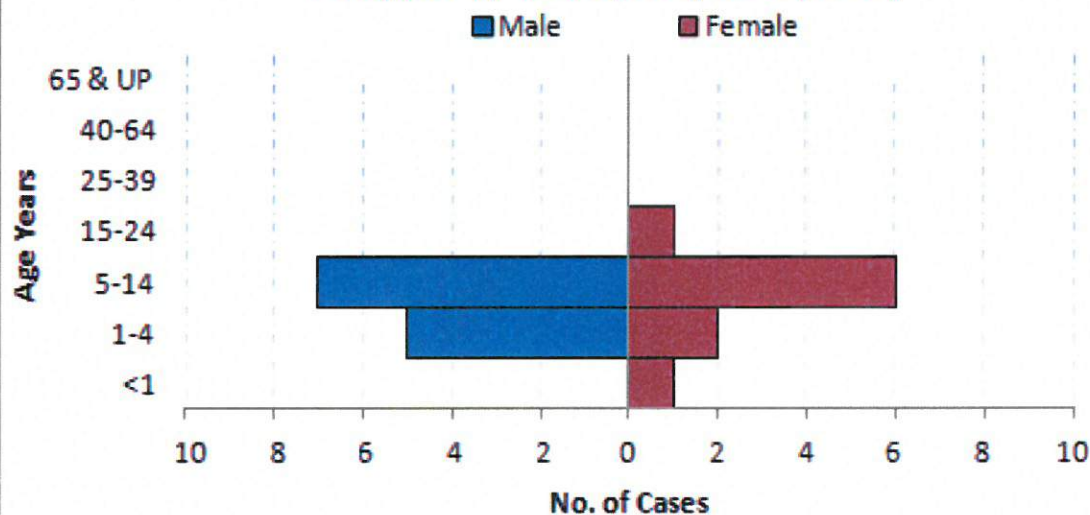


Diphtheria Cases

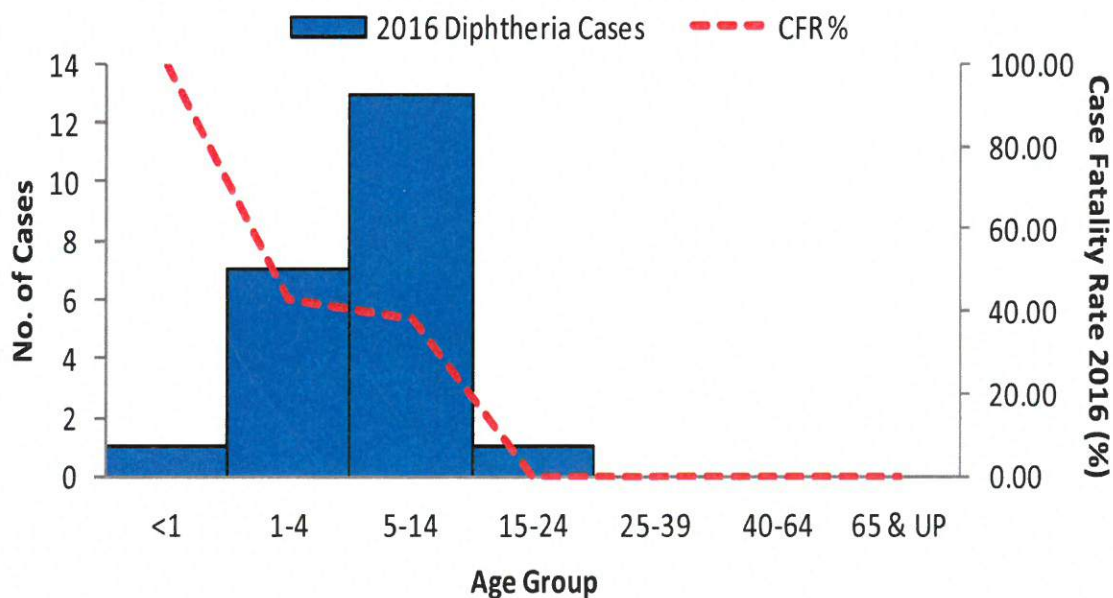
Morbidity Week 14 : January 1 – April 9, 2016

Epidemiology Bureau
Public Health Surveillance Division

**Fig. 3 Reported Diphtheria Cases by Age Group and Sex
Philippines, as of April 9, 2016 (N=22)**



**Fig. 4 Reported Diphtheria Case Fatality Rate (CFR) by Age Group
Philippines, as of April 9, 2016 (N=22)**





Diphtheria Cases

Morbidity Week 14 : January 1 – April 9, 2016

Epidemiology Bureau
Public Health Surveillance Division

Table 1 Reported Diphtheria Cases and Deaths by Region
Philippines, January 1 – April 9, 2016

Region	Probable								Confirmed							
	Cases			Deaths				Cases			Deaths					
	2016	2015	%Change	2016	CFR	2015	CFR	2016	2015	%Change	2016	CFR	2015	CFR		
I	2	0	0.00	2	100	0	0.00	0	0	0.00	0	0.00	0	0.00		
II	0	0	0.00	0	0	0	0.00	0	0	0.00	0	0.00	0	0.00		
III	1	2	-50.00	0	0	0	0.00	1	1	0.00	1	100.00	0	0.00		
IVA	4	2	100.00	1	25	0	0.00	1	2	-50.00	1	100.00	2	100.00		
IVB	0	2	-100.00	0	0	0	0.00	0	0	0.00	0	0.00	0	0.00		
V	0	3	-100.00	0	0	2	66.67	0	0	0.00	0	0.00	0	0.00		
VI	1	1	0.00	0	0	0	0.00	0	0	0.00	0	0.00	0	0.00		
VII	0	2	-100.00	0	0	2	100.00	0	0	0.00	0	0.00	0	0.00		
VIII	0	0	0.00	0	0	0	0.00	0	0	0.00	0	0.00	0	0.00		
IX	0	1	-100.00	0	0	0	0.00	0	0	0.00	0	0.00	0	0.00		
X	1	2	-50.00	0	0	0	0.00	0	0	0.00	0	0.00	0	0.00		
XI	1	0	0.00	0	0	0	0.00	0	0	0.00	0	0.00	0	0.00		
XII	1	25	-96.00	1	100	0	0.00	0	0	0.00	0	0.00	0	0.00		
ARMM	1	2	-50.00	0	0	0	0.00	0	0	0.00	0	0.00	0	0.00		
CAR	1	0	0.00	0	0	0	0.00	0	0	0.00	0	0.00	0	0.00		
CRG	0	0	0.00	0	0	0	0.00	0	0	0.00	0	0.00	0	0.00		
NCR	1	6	-83.33	0	0	2	33.33	6	0	0.00	3	50.00	0	0.00		
PHL	14	48	-70.83	4	28.57	6	12.50	8	3	166.67	5	62.50	2	66.67		

EDITORIAL BOARD

for IRMA L. ASUNCION
IRMA L. ASUNCION, MD, MHA, CESO IV
Director IV, Epidemiology Bureau

for VITO G. ROQUE, JR.
VITO G. ROQUE, JR., RMT, MD, PHSAE
Division Chief, PHSD

for Jezzalajah D. Crucena
Jezzalajah D. Crucena, RN
National VPD Coordinator

for June Cantata B. Corpuz
June Cantata B. Corpuz, RN
National PIDSR Program Manager

for Allan P. Ignacio
Allan P. Ignacio
Statistician II