



January 1 – July 22, 2017

Epidemiology Bureau
Public Health Surveillance Division

TABLE 1. SUMMARY OF CASES

VPD	2017		2016		% Change	
	Reported	Confirmed	Reported	Confirmed	Reported	Confirmed
Diphtheria	87	31	72	30	↑ 20.83	↑ 3.33

DIPHTHERIA CASES

A total of **87** diphtheria cases were reported nationwide from January 1 to July 22, 2017. This is **20.83% higher** than last year (72 cases). Among the reported cases of diphtheria, **31 (35.63%) cases were confirmed** and **56 (64.37%) were probable**. Figure 1 presents the trend of diphtheria cases by case classification and morbidity week.

Most of the reported cases were from the following regions: **NCR** with 36 cases (41.38%), **Region IX** with 14 cases (16.09%) and **Region IV-A** with 11 cases (12.64%) as presented in Figure 2.

FIGURE 1. REPORTED DIPHTHERIA CASES BY CASE CLASSIFICATION AND MORBIDITY WEEK, PHILIPPINES, JANUARY 1 – JULY 22, 2017 (N=87)

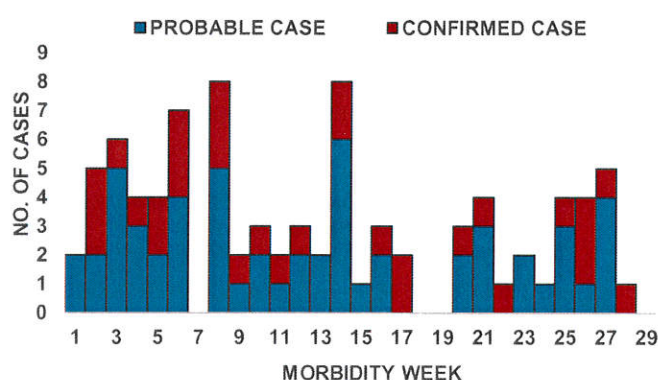


FIGURE 2. REPORTED DIPHTHERIA CASES BY CASE CLASSIFICATION AND REGION, PHILIPPINES, JANUARY 1 – JULY 22, 2017 (N=87)



see Annex A for case distribution by barangay

Fifty two (60%) out of the 87 reported diphtheria were male (Figure 3). Majority of the reported diphtheria cases belonged to 1 to 4 year old age group (29, 33.33%). Immunization status of most (31, 35.63%) of the cases received complete dose of DPT while 29 (33.33%) were not known. Twenty (22.99%) cases did not receive any dose of DPT and 7 (8.05%) cases received incomplete dose of DPT as shown in Figure 4. In Table 2, there were 20 deaths reported (CFR=22.99%). Of these, 6 (30.00%) were confirmed and 14 (70.00%) were probable.

FIGURE 3. REPORTED DIPHTHERIA CASES BY SEX, PHILIPPINES, JANUARY 1 – JULY 22, 2017 (N=87)

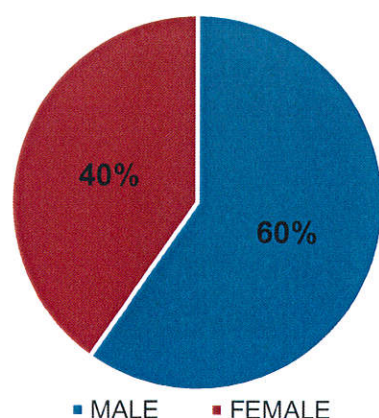
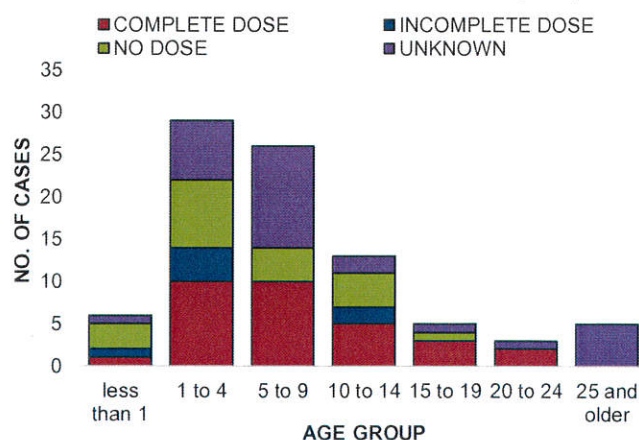


FIGURE 4. VACCINATION STATUS OF REPORTED DIPHTHERIA CASES BY AGE GROUP, PHILIPPINES, JANUARY 1 – JULY 22, 2017 (N=87)





January 1 – July 22, 2017

Epidemiology Bureau
 Public Health Surveillance Division

TABLE 2. DEATHS AMONG REPORTED DIPHTHERIA CASES BY REGION AND CASE CLASSIFICATION, PHILIPPINES, JANUARY 1 – JULY 22, 2017 (n=20)

REGION	DEATHS			
	CONFIRMED	PROBABLE	Total Deaths	CFR%
3	1	0	1	16.7
04A	0	3	3	27.3
MIMAROPA	0	1	1	100.0
6	0	1	1	25.0
9	2	2	4	28.6
11	0	2	2	66.7
ARMM	0	1	1	25.0
NCR	3	3	6	16.7
NIR	0	1	1	100.0
PHILIPPINES	6	14	20	22.99

Eighteen (58%) out of the 31 confirmed diphtheria were male (Figure 5). Majority of the confirmed diphtheria cases belonged to 1 to 4 and 10 to 14 years old age group (9 each, 29.03% respectively). Eleven (35.48%) cases received complete dose of DPT while 9 (29.03%) cases did not receive any dose of DPT, followed by confirmed cases who have unknown immunization status (6, 19.35%). Five (16.13%) cases received incomplete DPT dose as shown in Figure 6.

FIGURE 5. CONFIRMED DIPHTHERIA CASES BY SEX, PHILIPPINES, JANUARY 1 – JULY 22, 2017 (n=31)

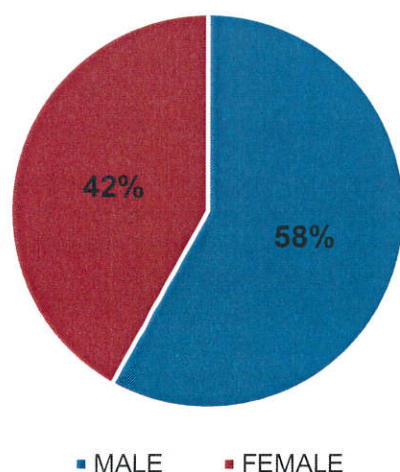
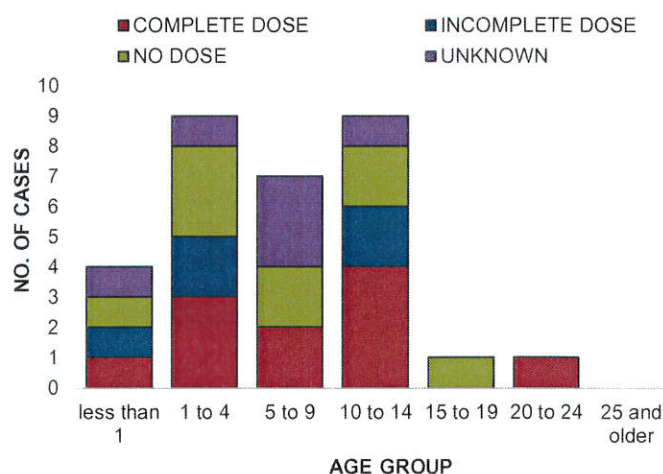


FIGURE 6. VACCINATION STATUS OF CONFIRMED DIPHTHERIA CASES BY AGE GROUP, PHILIPPINES, JANUARY 1 – JULY 22, 2017 (n=31)



DIPHTHERIA CLUSTERS

No new diphtheria clusters identified.



January 1 – July 22, 2017

Epidemiology Bureau
Public Health Surveillance Division

Standard Case Definition of Diphtheria:

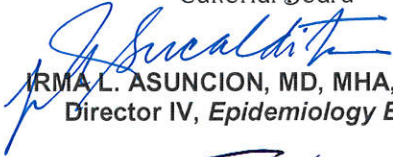




• **Probable Case:**

- A person with an illness of the upper respiratory tract characterized by laryngitis or pharyngitis or tonsillitis, and adherent membranes on tonsils, pharynx and/or nose.

• **Confirmed Case:**

- A probable case that is laboratory confirmed or linked epidemiologically to a laboratory-confirmed case.

Note: Persons with positive *Corynebacterium diphtheriae* cultures who do not meet the clinical description (i.e. asymptomatic carriers) should not be reported as probable or confirmed diphtheria cases.

<p>Editorial Board</p> <p> IRMA L. ASUNCION, MD, MHA, CESO IV Director IV, Epidemiology Bureau</p> <p> GENESIS MAY J. SAMONTE, MD, MSc, PHSAE OIC-Division Chief, PHSD</p> <p> MARIEL A. DEJESA, MD, MPM Medical Officer IV, PHSD</p> <div><div><p>JUNE CANTATA B. CORPUZ, RN Nurse III, PIDSR National Coordinator</p></div><div><p>JEZZA JONAH D. CRUCENA, RN Nurse III, VPDS National Coordinator</p></div></div> <p>ALLAN P. IGNACIO Statistician II, PHSD</p>	
---	--



January 1 – July 22, 2017

Epidemiology Bureau
 Public Health Surveillance Division

ANNEX A. REPORTED DIPHTHERIA CASES BY BARANGAY

REPORTED DIPHTHERIA CASES PHILIPPINES, JANUARY 1 - JULY 22, 2017 (N=87)					
REGION	PROVINCE	MUNCITY	BARANGAY	NO. OF CASES as of MW 1-28	NO. OF NEW CASES (MW29)
I	PANGASINAN	ASINGAN	ARISTON ESTE	1	0
		VILLASIS	TOMBOD	1	0
III	BULACAN	MARILAO	LOMA DE GATO	1	0
		PULILAN	SANTA PEREGRINA	1	0
		SAN JOSE DEL MONTE CITY	MINUYAN PROPER	1	0
	NUEVA ECIJA	SCIENCE CITY OF MUÑOZ	POBLACION	1	0
	TARLAC	GERONA	TANGCARAN	1	0
	ZAMBALES	SAN MARCELINO	CONSUELO NORTE	1	0
IV-A	CAVITE	BACOR	MOLINO VI	1	0
			P.F. ESPIRITU V	1	0
		DASMARIÑAS	SANTO NIÑO II	1	0
		GENERAL TRIAS	MANGGAHAN	1	0
	LAGUNA	SILANG	SILANG PROPER	1	0
		LOS BAÑOS	SAN ANTONIO	1	0
		SAN PABLO CITY	SAN FRANCISCO	1	0
	QUEZON	SANTA ROSA	UNSPECIFIED	1	0
		LOPEZ	MAL-AY	1	0
	RIZAL	LUCENA CITY	DALAHICAN	1	0
MIMAROPA	ANTIQUE	ANTIPOLO CITY	SAN ROQUE (POB.)	1	0
	OCCIDENTAL MINDORO	LUBANG	MALIIG	1	0
VI	ILOILO	SIBALOM	UNSPECIFIED	1	0
		ILOILO CITY	SANTA CRUZ	1	0
		LEGANES	POBLACION	1	0
		SAN DIONISIO	SAN NICOLAS	1	0
IX	BASILAN	ISABELA CITY	SEASIDE (POB.)	1	0
	ZAMBOANGA DEL NORTE	LABASON	ANTONINO (POB.)	1	0
	ZAMBOANGA DEL SUR	ZAMBOANGA CITY	CAWIT	2	0
			LABUAN	1	0
			MAMPANG	2	0
			PASONANCA	1	0
			SAN ROQUE	1	0
			SANTA CATALINA	1	0
			TALISAYAN	1	0
			TALON-TALON	1	0
			TETUAN	1	0
XI	DAVAO DEL SUR	DAVAO CITY	TIGTABON	1	0
			BUNAWAN (POB.)	1	0
			LUBOGAN	1	0
XII	COTABATO CITY	COTABATO CITY	MA-A	1	0
			BAGUA II	1	0
			UNSPECIFIED	1	0
			SEMBA	1	0
			LABU-LABU	1	0
ARMM	MAGUINDANAO	BULUAN	CROSSING SIMUAY	1	0
		DATU ODIN SINSUAT			
		SHARIFF AGUAK			
		SULTAN KUDARAT			
CAR	BENGUET	BAGUIO CITY	HOLY GHOST EXTENSION	1	0
			SAN LUIS VILLAGE	1	0
	IFUGAO	TUBA	TWIN PEAKS	1	0
		KIANGAN	HUCAB	1	0
NCR	METRO MANILA	CALOOCAN CITY	176-PH8A	1	0
			BARANGAY 105	1	0
			BARANGAY 187	1	0



January 1 – July 22, 2017

Epidemiology Bureau
 Public Health Surveillance Division

ANNEX A. REPORTED DIPHTHERIA CASES BY BARANGAY, *continuation*

REPORTED DIPHTHERIA CASES PHILIPPINES, JANUARY 1 - JULY 22, 2017 (N=87)					
REGION	PROVINCE	MUNCITY	BARANGAY	NO. OF CASES as of MW 1-28	NO. OF NEW CASES (MW29)
NCR	METRO MANILA	LAS PIÑAS CITY	MANUYO UNO	1	0
		MAKATI CITY	PIO DEL PILAR	1	0
		MALABON CITY	BARITAN	1	0
			CONCEPCION	1	0
			LONGOS	1	0
		MANDALUYONG CITY	ADDITION HILLS	1	0
		MANILA	BARANGAY 1	1	0
			BARANGAY 106	1	0
			BARANGAY 390	1	0
			PACO	1	0
			UNSPECIFIED	0	1
		MUNTINLUPA CITY	ALABANG	1	0
		NAVOTAS	SAN ROQUE	1	0
		PARAÑAQUE CITY	MARCELO GREEN	1	0
			SAN ANTONIO	1	0
			SAN DIONISIO	1	0
		PASAY CITY	BARANGAY 26	1	0
		PASIG CITY	BARANGAY 55	1	0
			ROSARIO	1	0
		QUEZON CITY	COMMONWEALTH	1	0
			HOLY SPIRIT	1	0
			MARIANA	1	0
			NOVALICHES PROPER	1	0
			SALVACION	1	0
			SAN ISIDRO	1	0
		TAGUIG CITY	BAGONG TANYAG	1	0
			BARANGAY 31	1	0
			IBAYO-TIPAS	1	0
			LOWER BICUTAN	1	0
			USUSAN	1	0
		VALENZUELA CITY	MALANDAY	1	0
			MARULAS	1	0
			UNSPECIFIED	1	0
NIR	NEGROS OCCIDENTAL	TALISAY CITY	ZONE 10 (POB.)	1	0
PHILIPPINES				86	1

