



January 1 – July 8, 2017

Epidemiology Bureau
Public Health Surveillance Division

TABLE 1. SUMMARY OF CASES

VPD	2017		2016		% Change	
	Reported	Confirmed	Reported	Confirmed	Reported	Confirmed
Diphtheria	85	30	61	24	↑ 39.34	↑ 25.00

DIPHTHERIA CASES

A total of **85** diphtheria cases were reported nationwide from January 1 to July 8, 2017. This is **39.34% higher** than last year (61 cases). Among the reported cases of diphtheria, **30 (35.29%) cases were confirmed** and **55 (64.71%) were probable**. Figure 1 presents the trend of diphtheria cases by case classification and morbidity week.

Most of the reported cases were from the following regions: **NCR** with 35 cases (41.18%), **Region IX** with 14 cases (16.47%) and **Region IV-A** with 11 cases (12.94%) as presented in Figure 2.

FIGURE 3. REPORTED DIPHTHERIA CASES BY SEX, PHILIPPINES, JANUARY 1 – JULY 8, 2017 (N=85)

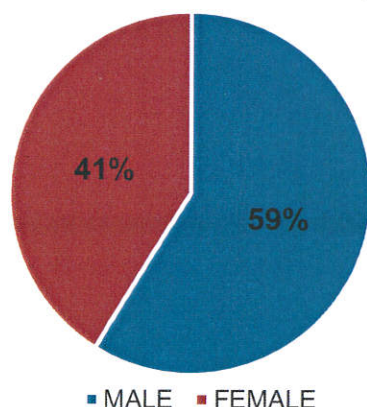


FIGURE 4. VACCINATION STATUS OF REPORTED DIPHTHERIA CASES BY AGE GROUP, PHILIPPINES, JANUARY 1 – JULY 8, 2017 (N=85)

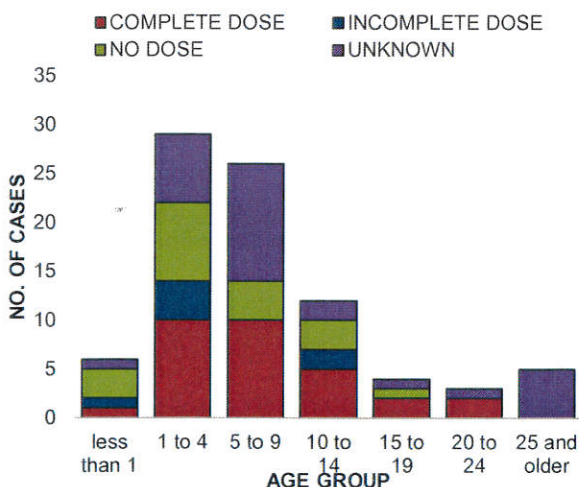


FIGURE 1. REPORTED DIPHTHERIA CASES BY CASE CLASSIFICATION AND MORBIDITY WEEK, PHILIPPINES, JANUARY 1 – JULY 8, 2017 (N=85)

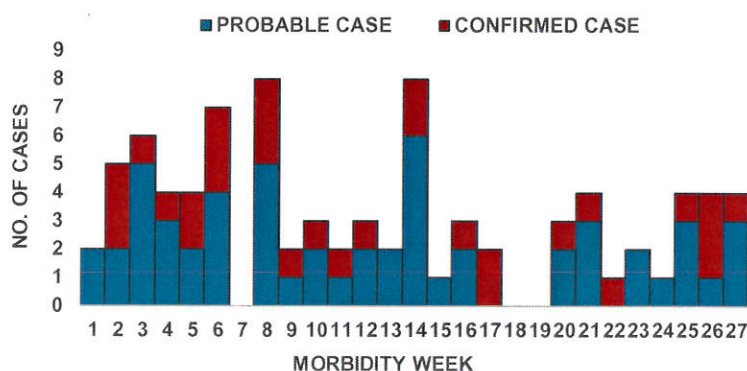
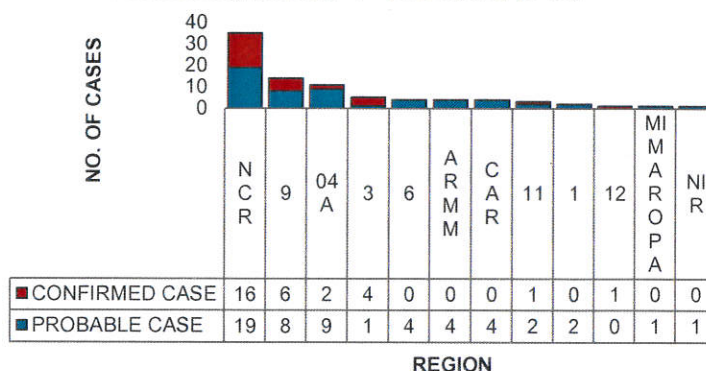


FIGURE 2. REPORTED DIPHTHERIA CASES BY CASE CLASSIFICATION AND REGION, PHILIPPINES, JANUARY 1 – JULY 8, 2017 (N=85)



see Annex A for case distribution by barangay

TABLE 2. DEATHS AMONG REPORTED DIPHTHERIA CASES BY REGION AND CASE CLASSIFICATION, PHILIPPINES, JANUARY 1 – JULY 8, 2017 (n=20)

REGION	DEATHS			
	CONFIRMED	PROBABLE	Total Deaths	CFR%
3	1	0	1	20.0
04A	0	3	3	27.3
MIMAROPA	0	1	1	100.0
6	0	1	1	25.0
9	2	2	4	28.6
11	0	2	2	66.7
ARMM	0	1	1	25.0
NCR	3	3	6	17.1
NIR	0	1	1	100.0
PHILIPPINES	6	14	20	23.53



January 1 – July 8, 2017

Epidemiology Bureau
Public Health Surveillance Division

Fifty (59%) out of the 85 reported diphtheria were male (Figure 3). Majority of the reported diphtheria cases belonged to 1 to 4 year old age group (29, 34.12%). Immunization status of most (30, 35.29%) of the cases received complete dose of DPT while 29 (34.12%) were not known as shown in Figure 4. In Table 2, there were 20 deaths reported (CFR=23.53%). Of these, 6 were confirmed and 14 were probable.

FIGURE 5. CONFIRMED DIPHTHERIA CASES BY SEX, PHILIPPINES, JANUARY 1 – JULY 8, 2017 (n=30)

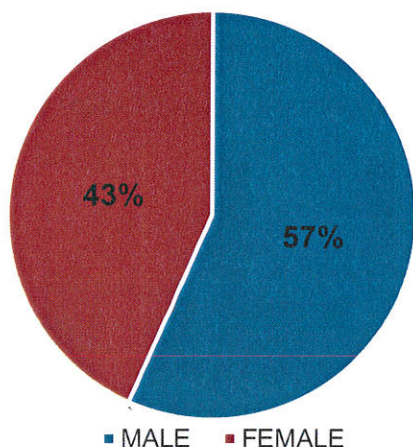
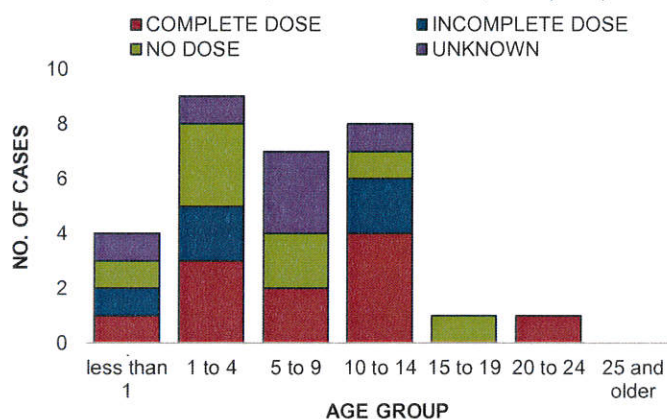


FIGURE 6. VACCINATION STATUS OF CONFIRMED DIPHTHERIA CASES BY AGE GROUP, PHILIPPINES, JANUARY 1 – JULY 8, 2017 (n=30)



Seventeen (57%) out of the 30 confirmed diphtheria were male (Figure 5). Majority of the confirmed diphtheria cases belonged to 1 to 4 years old age group (9, 30%). Eleven (36.67%) cases received complete dose of DPT while 8 (26.67%) cases did not receive any dose of DPT, followed by confirmed cases who have unknown immunization status (6, 20%). Five (16.67%) cases received incomplete DPT dose as shown in Figure 6.

DIPHTHERIA CLUSTERS

No new diphtheria clusters identified.

Editorial Board

IRMA L. ASUNCION, MD, MHA, CESO IV
Director IV, Epidemiology Bureau

GENESIS MAY J. SAMONTE, MD, MSc, PHSAE
OIC-Division Chief, PHSD

MARIEL A. DEJESA, MD, MPM
Medical Officer IV, PHSD

JUNE CANTATA B. CORPUZ, RN
Nurse III, PIDS National Coordinator

JEZZA JONAH D. CRUCENA, RN
Nurse III, VPDS National Coordinator

ALLAN P. IGNACIO
Statistician II, PHSD



January 1 – July 8, 2017

Epidemiology Bureau
 Public Health Surveillance Division

ANNEX A. REPORTED DIPHTHERIA CASES BY BARANGAY

REPORTED DIPHTHERIA CASES PHILIPPINES, JANUARY 1 - JULY 8, 2017 (N=85)					
REGION	PROVINCE	MUNCITY	BARANGAY	NO. OF CASES as of MW 1-26	NO. OF NEW CASES (MW27)
01	PANGASINAN	ASINGAN	ARISTON ESTE	1	0
		VILLASIS	TOMBOD	1	0
03	BULACAN	MARILAO	LOMA DE GATO	1	0
		PULILAN	SANTA PEREGRINA	1	0
		SAN JOSE DEL MONTE CITY	MINUYAN PROPER	0	1
	NUEVA ECIJA	SCIENCE CITY OF MUÑOZ	POBLACION	1	0
	ZAMBALES	SAN MARCELINO	CONSUELO NORTE	1	0
04A	CAVITE	BACOR	MOLINO VI	1	0
			P.F. ESPIRITU V	1	0
		DASMARIÑAS	SANTO NIÑO II	1	0
		GENERAL TRIAS	MANGGAHAN	1	0
		SILANG	SILANG PROPER	1	0
	LAGUNA	LOS BAÑOS	SAN ANTONIO	1	0
		SAN PABLO CITY	SAN FRANCISCO	1	0
		SANTA ROSA	UNSPECIFIED	1	0
	QUEZON	LOPEZ	MAL-AY	1	0
		LUCENA CITY	DALAHICAN	1	0
	RIZAL	ANTIPOLO CITY	SAN ROQUE (POB.)	1	0
MIMAROPA	OCCIDENTAL MINDORO	LUBANG	MALIIG	1	0
06	ANTIQUE	SIBALOM	UNSPECIFIED	1	0
	ILOILO	ILOILO CITY	SANTA CRUZ	1	0
		LEGANES	POBLACION	1	0
		SAN DIONISIO	SAN NICOLAS	1	0
09	BASILAN	ISABELA CITY	SEASIDE (POB.)	1	0
	ZAMBOANGA DEL NORTE	LABASON	ANTONINO (POB.)	0	1
	ZAMBOANGA DEL SUR	ZAMBOANGA CITY	CAWIT	2	0
			LABUAN	1	0
			MAMPANG	2	0
			PASONANCA	1	0
			SAN ROQUE	0	1
			SANTA CATALINA	1	0
			TALISAYAN	1	0
			TALON-TALON	1	0
			TETUAN	1	0
			TIGTABON	1	0
			BUNAWAN (POB.)	1	0
11	DAVAO DEL SUR	DAVAO CITY	LUBOGAN	1	0
			MA-A	1	0
12	COTABATO CITY	COTABATO CITY	BAGUA II	0	1
			UNSPECIFIED	1	0
ARMM	MAGUINDANAO	BULUAN			
		DATU ODIN SINSUAT	SEMBA	0	1
		SHARIFF AGUAK	LABU-LABU	1	0
		SULTAN KUDARAT	CROSSING SIMUAY	0	1



January 1 – July 8, 2017

Epidemiology Bureau
 Public Health Surveillance Division

ANNEX A. REPORTED DIPHTHERIA CASES BY BARANGAY, *continuation*

REPORTED DIPHTHERIA CASES PHILIPPINES, JANUARY 1 - JULY 8, 2017 (N=85)					
REGION	PROVINCE	MUNCITY	BARANGAY	NO. OF CASES as of MW 1-26	NO. OF NEW CASES (MW27)
CAR	BENGUET	BAGUIO CITY	HOLY GHOST EXTENSION	1	0
			SAN LUIS VILLAGE	1	0
		TUBA	TWIN PEAKS	1	0
	IFUGAO	KIANGAN	HUCAB	1	0
			176-PH8A	1	0
NCR	METRO MANILA	CALOOCAN CITY	BARANGAY 105	1	0
			UNSPECIFIED	0	1
			LAS PIÑAS CITY	1	0
		MAKATI CITY	MANUYO UNO	1	0
			PIO DEL PILAR	1	0
		MALABON CITY	BARITAN	1	0
			CONCEPCION	1	0
			LONGOS	1	0
		MANDALUYONG CITY	ADDITION HILLS	0	1
		MANILA	BARANGAY 1	1	0
			BARANGAY 106	1	0
			BARANGAY 390	1	0
			PACO	1	0
		MUNTINLUPA CITY	ALABANG	1	0
		NAVOTAS	SAN ROQUE	1	0
		PARAÑAQUE CITY	MARCELO GREEN	1	0
			SAN ANTONIO	0	1
			SAN DIONISIO	0	1
		PASAY CITY	BARANGAY 26	0	1
			BARANGAY 55	1	0
		PASIG CITY	ROSARIO	0	1
			COMMONWEALTH	1	0
		QUEZON CITY	HOLY SPIRIT	1	0
			MARIANA	0	1
			NOVALICHES PROPER	1	0
			SALVACION	1	0
			SAN ISIDRO	1	0
			BAGONG TANYAG	1	0
		TAGUIG CITY	BARANGAY 31	1	0
			IBAYO-TIPAS	1	0
			LOWER BICUTAN	1	0
			USUSAN	1	0
			MALANDAY	1	0
		VALENZUELA CITY	MARULAS	1	0
			UNSPECIFIED	0	1
NIR	NEGROS OCCIDENTAL	TALISAY CITY	ZONE 10 (POB.)	1	0
PHILIPPINES				71	14