



January 1 – June 17, 2017

Epidemiology Bureau
Public Health Surveillance Division

TABLE 1. SUMMARY OF CASES

VPD	2017		2016		% Change	
	Reported	Confirmed	Reported	Confirmed	Reported	Confirmed
Diphtheria	71	24	51	22	↑ 39.22	↑ 9.09

DIPHTHERIA CASES

A total of **71** diphtheria cases were reported nationwide from January 1 to June 17, 2017. This is **39.22% higher** than last year (51 cases). Among the reported cases of diphtheria, **24 (33.80%) cases were confirmed** and **47 (66.20%) were probable**. Figure 1 presents the trend of diphtheria cases by case classification and morbidity week.

Most of the reported cases were from the following regions: **NCR** with 27 cases (38.03%), **Region IX** with 12 cases (16.90%) and **Region IV-A** with 11 cases (15.49%) as presented in Figure 2.

FIGURE 3. REPORTED DIPHTHERIA CASES BY SEX, PHILIPPINES, JANUARY 1 – JUNE 17, 2017 (N=71)

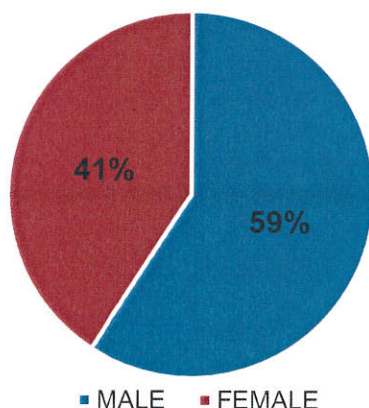


FIGURE 4. VACCINATION STATUS OF REPORTED DIPHTHERIA CASES BY AGE GROUP, PHILIPPINES, JANUARY 1 – JUNE 17, 2017 (N=71)

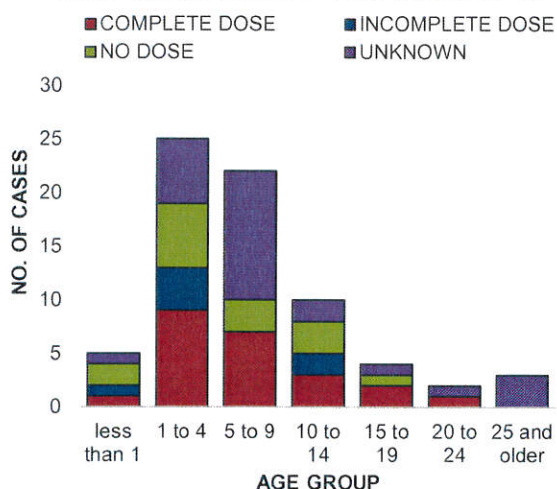


FIGURE 1. REPORTED DIPHTHERIA CASES BY CASE CLASSIFICATION AND MORBIDITY WEEK, PHILIPPINES, JANUARY 1 – JUNE 17, 2017 (N=71)

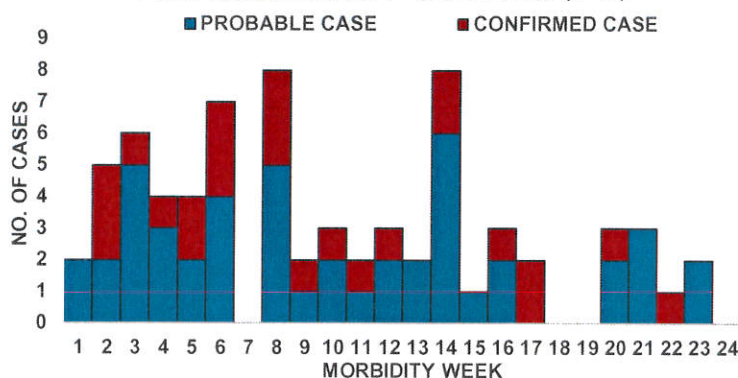
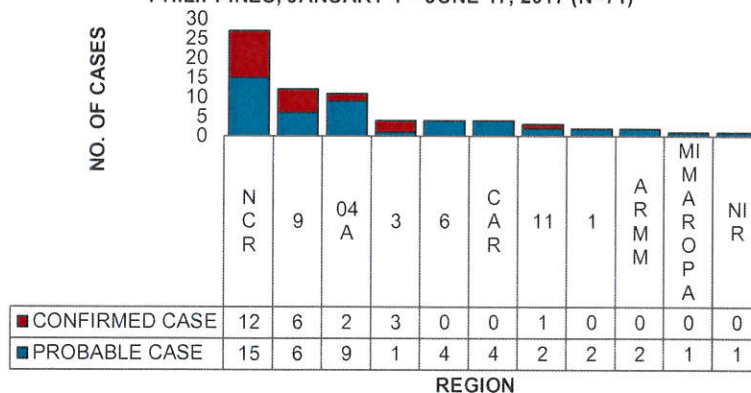


FIGURE 2. REPORTED DIPHTHERIA CASES BY CASE CLASSIFICATION AND REGION, PHILIPPINES, JANUARY 1 – JUNE 17, 2017 (N=71)



see Annex A for case distribution by barangay

TABLE 2. DEATHS AMONG REPORTED DIPHTHERIA CASES BY REGION AND CASE CLASSIFICATION, PHILIPPINES, JANUARY 1 – JUNE 17, 2017 (n=17)

REGION	DEATHS			
	CONFIRMED	PROBABLE	Total Deaths	CFR%
3	1	0	1	25.0
04A	0	3	3	27.3
MIMAROPA	0	1	1	100.0
6	0	1	1	25.0
9	2	1	3	25.0
11	0	2	2	66.7
ARMM	0	1	1	50.0
NCR	1	3	4	14.8
NIR	0	1	1	100.0
PHILIPPINES	4	13	17	23.94



January 1 – June 17, 2017

Epidemiology Bureau
Public Health Surveillance Division

Forty two (59%) out of the 71 reported diphtheria were male (Figure 3). Majority of the reported diphtheria cases belonged to 1 to 4 year old age group (25, 35.21%). Immunization status of most (26, 36.62%) of the cases were not known while 23 (32.39%) received complete dose of DPT as shown in Figure 4. In Table 2, there were 17 deaths reported (CFR=23.94%). Of these, 4 were confirmed and 13 were probable.

FIGURE 5. CONFIRMED DIPHTHERIA CASES BY SEX, PHILIPPINES, JANUARY 1 – JUNE 17, 2017 (n=24)

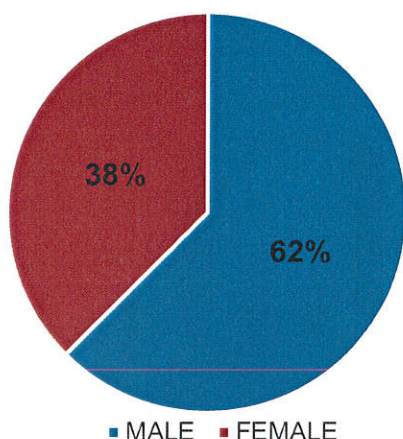
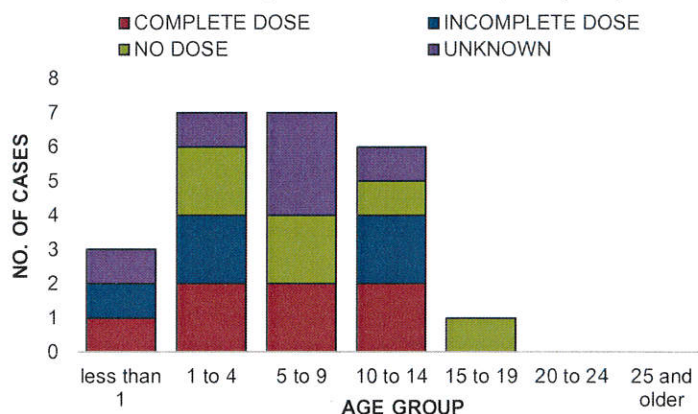


FIGURE 6. VACCINATION STATUS OF CONFIRMED DIPHTHERIA CASES BY AGE GROUP, PHILIPPINES, JANUARY 1 – JUNE 17, 2017 (n=24)



Fifteen (62%) out of the 24 confirmed diphtheria were male (Figure 5). Majority of the confirmed diphtheria cases belonged to 1 to 9 years old age group (14, 58.33%). Seven (29.17%) cases received complete dose of DPT while 6 (25%) cases have unknown immunization status, same with confirmed cases who did not receive any dose of DPT. Five (20.83%) cases received incomplete DPT dose as shown in Figure 6.

DIPHTHERIA CLUSTERS

No diphtheria clusters identified.

Editorial Board

IRMA L. ASUNCION, MD, MHA, CESO IV
Director IV, Epidemiology Bureau

GENESIS MAY J. SAMONTE, MD, MSc, PHSAE
OIC-Division Chief, PHSD

MARIEL A. DEJESA, MD, MPM
Medical Officer IV, PHSD

JUNE CANTATA B. CORPUZ, RN
Nurse III, PIDSR National Coordinator

JEZA JONAH D. CRUCENA, RN
Nurse III, VPDS National Coordinator

ALLAN P. IGNACIO
Statistician II, PHSD



January 1 – June 17, 2017

Epidemiology Bureau
Public Health Surveillance Division

ANNEX A. REPORTED DIPHTHERIA CASES BY BARANGAY

REPORTED DIPHTHERIA CASES PHILIPPINES, JANUARY 1 - JUNE 17, 2017 (N=71)					
REGION	PROVINCE	MUNCITY	BARANGAY	NO. OF CASES as of MW 1-23	NO. OF NEW CASES (MW24)
01	PANGASINAN	ASINGAN	ARISTON ESTE	1	0
		VILLASIS	TOMBOD	1	0
03	BULACAN	MARILAO	LOMA DE GATO	1	0
		PULILAN	SANTA PEREGRINA	1	0
	NUEVA ECIJA	SCIENCE CITY OF MUÑOZ	POBLACION	1	0
	ZAMBALES	SAN MARCELINO	CONSUELO NORTE	1	0
04A	CAVITE	BACOR	MOLINO VI	1	0
			P.F. ESPIRITU V	1	0
		DASMARIÑAS	SANTO NIÑO II	1	0
		GENERAL TRIAS	MANGGAHAN	1	0
	LAGUNA	SILANG	SILANG PROPER	1	0
		LOS BAÑOS	SAN ANTONIO	1	0
		SAN PABLO CITY	SAN FRANCISCO	1	0
		SANTA ROSA	UNSPECIFIED	1	0
	QUEZON	LOPEZ	MAL-AY	1	0
		LUCENA CITY	DALAHICAN	1	0
	RIZAL	ANTIPOLO CITY	SAN ROQUE (POB.)	1	0
MIMAROPA	OCCIDENTAL MINDORO	LUBANG	MALIIG	1	0
06	ANTIQUE	SIBALOM	UNSPECIFIED	1	0
	ILOILO	ILOILO CITY	SANTA CRUZ	1	0
		LEGANES	POBLACION	1	0
		SAN DIONISIO	SAN NICOLAS	1	0
09	BASILAN	ISABELA CITY	SEASIDE (POB.)	1	0
	ZAMBOANGA DEL SUR	ZAMBOANGA CITY	CAWIT	2	0
			LABUAN	1	0
			MAMPANG	2	0
			PASONANCA	1	0
			SANTA CATALINA	1	0
			TALISAYAN	1	0
			TALON-TALON	1	0
			TETUAN	1	0
			TIGTABON	1	0
11	DAVAO DEL SUR	DAVAO CITY	BUNAWAN (POB.)	1	0
			LUBOGAN	1	0
			MA-A	1	0
ARMM	MAGUINDANAO	BULUAN	UNSPECIFIED	1	0
		SHARIFF AGUAK	LABU-LABU	1	0
CAR	BENGUET	BAGUIO CITY	HOLY GHOST EXTENSION	1	0
			SAN LUIS VILLAGE	1	0
		TUBA	TWIN PEAKS	1	0
	IFUGAO	KIANGAN	HUCAB	1	0
NCR	METRO MANILA	CALOOCAN CITY	176-PH8A	1	0
			BARANGAY 105	1	0
		LAS PIÑAS CITY	MANUYO UNO	1	0
		MAKATI CITY	PIO DEL PILAR	1	0
		MALABON CITY	BARITAN	1	0
			CONCEPCION	1	0
			LONGOS	1	0
		MANILA	BARANGAY 1	1	0
			BARANGAY 106	1	0
			BARANGAY 390	1	0
			PACO	1	0
		MUNTINLUPA CITY	ALABANG	1	0
		NAVOTAS	SAN ROQUE	1	0



January 1 – June 17, 2017

Epidemiology Bureau
 Public Health Surveillance Division

ANNEX A. REPORTED DIPHTHERIA CASES BY BARANGAY, continuation

REPORTED DIPHTHERIA CASES PHILIPPINES, JANUARY 1 - JUNE 17, 2017 (N=71)					
REGION	PROVINCE	MUNCITY	BARANGAY	NO. OF CASES as of MW 1-23	NO. OF NEW CASES (MW24)
NCR	METRO MANILA	PARAÑAQUE CITY	MARCELO GREEN	1	0
		PASAY CITY	BARANGAY 55	1	0
		QUEZON CITY	COMMONWEALTH	1	0
			HOLY SPIRIT	1	0
			NOVALICHES PROPER	1	0
			SALVACION	1	0
			SAN ISIDRO	1	0
		TAGUIG CITY	BAGONG TANYAG	1	0
			BARANGAY 31	1	0
			IBAYO-TIPAS	1	0
			LOWER BICUTAN	1	0
			USUSAN	1	0
		VALENZUELA CITY	MALANDAY	1	0
			MARULAS	1	0
NIR	NEGROS OCCIDENTAL	TALISAY CITY	ZONE 10 (POB.)	0	1
PHILIPPINES				70	1