





This report provides data for notifiable diseases reported in PIDSR from the period of January 1 to February 1, 2020 or Morbidity Weeks 1 to 5.


Number of cases shown in the summary table below **DO NOT** represent the final number and are subject to change after inclusion of delayed reports, and update in the status of a case following case review.


Diseases/ Conditions	No. of Cases as of Morbidity Week 5, 2020	Percent change from same period in 2019
Vaccine Preventable Diseases:		
Acute Flaccid Paralysis (AFP)	48	↑700%
Diphtheria	10	↓38%
Reported Measles-Rubella	1,351	↓80%
- Measles Cases	1,189	↓82%
- Rubella Cases	56	↑273%
Neonatal Tetanus	3	↓40%
Non-Neonatal Tetanus	55	↓32%
Pertussis	8	↓11%
Acute Meningitis-Encephalitis Syndrome (AMES)		
	221	↓54%
Zoonotic Diseases:		
Chikungunya	4	↓95%
Dengue	19,774	↓43%
Leptospirosis	193	↓18%
Rabies	16	↓27%
Food and Water-Borne Diseases		
Acute Bloody Diarrhea	1,259	↓28%
Rotavirus	341	↓14%
Cholera	300	↓52%
Hepatitis A	13	↓29%
Typhoid Fever	1,343	↓51%
Influenza-Like Illness (ILI)		
	6,433	↓66%
Meningococcal Disease		
	11	↓59%

Editorial Board


FERCHITO L. AVELINO, MD, MPH, PHSAE
 Officer-In-Charge, Epidemiology Bureau


MA. NEMIA L. SUCALDITO, MD, PHSAE
 Medical Officer V


VIKKI CARR D. DE LOS REYES
 Medical Specialist III


HERDIE L. HIZON
 Supervising Health Program Officer
 Data Integrity Manager