



### Trend in the Philippines

A total of 877 suspect measles cases were reported nationwide from January 1 to February 3, 2018. This is almost triple times the number of cases reported during the same time period last year (293). There were 12 deaths (CFR=1.37%) reported. These deaths came from the following regions: **Region XI** (50%), **ARMM** (41.67%) and **Region XII** (8.33%).

Figure 1. Reported Measles Alert and Epidemic Thresholds, Philippines, January 1 – February 3, 2018 (N=877) vs. 3-year Average (2015-2017)

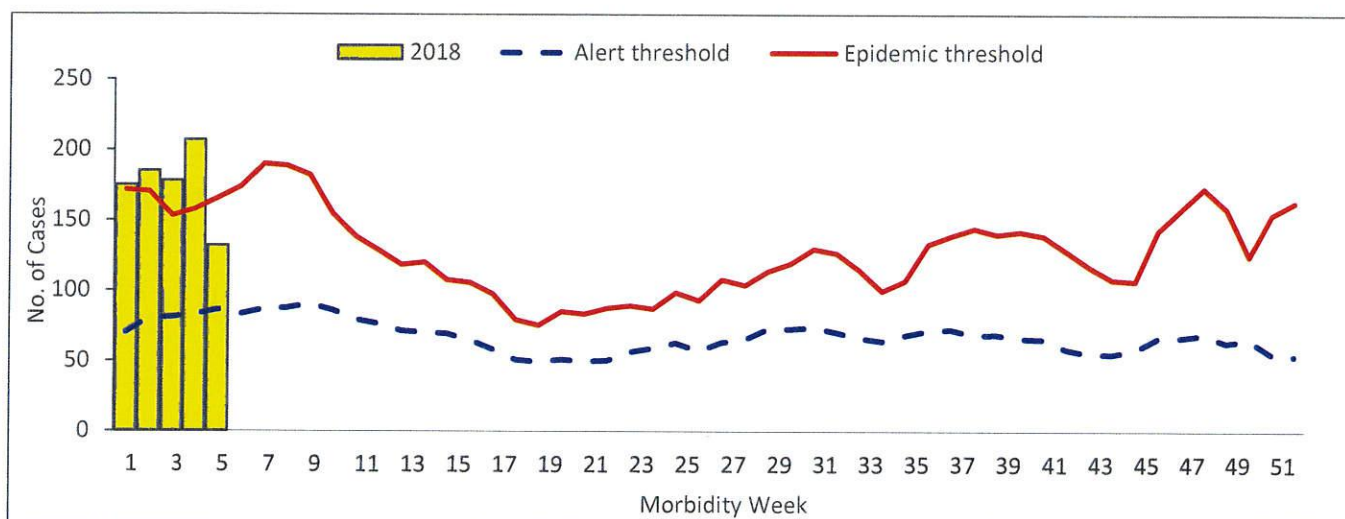
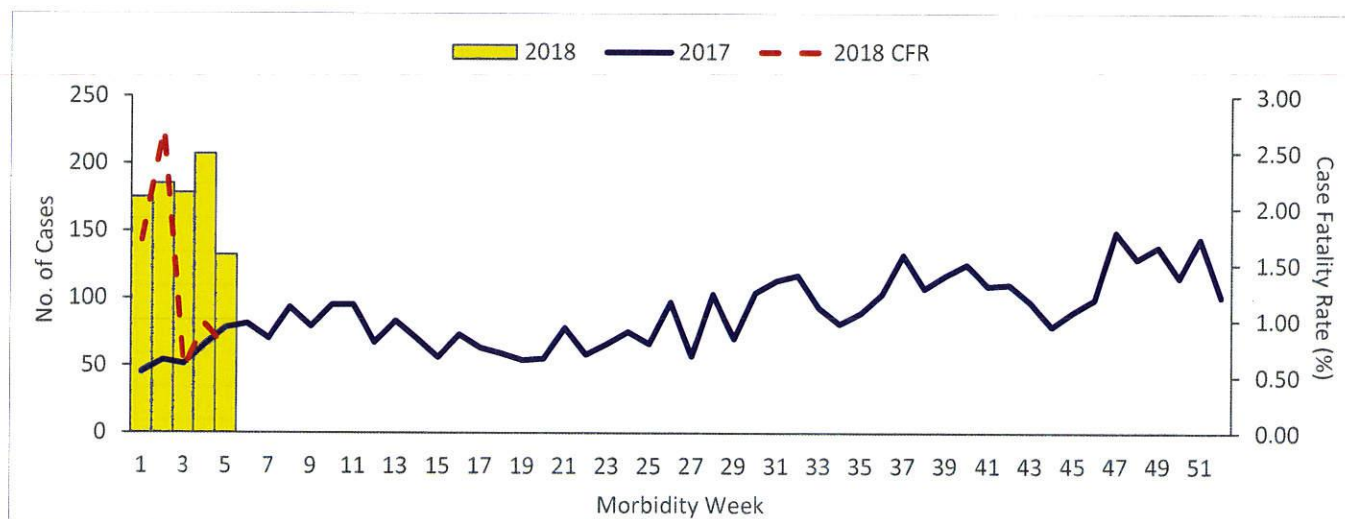


Figure 2. Reported Measles Cases by Morbidity Week, Philippines, January 1 – February 3, 2018 (N=877) vs. 2017\*



### Geographic Distribution

Most of the cases were from the following regions: **ARMM** (28.39%), **Region IX** (23.95%), **Region XI** (17.22%), **Region X** (7.75%) and **Region XII** (4.56%). It can be noted that regions in Mindanao are mostly affected. Most of the cases were from the following provinces: **Zamboanga del Sur** (15.62%), **Maguindanao** (12.20%), **Davao del Sur** (11.40%), **Lanao del Sur** (6.61%) and **Basilan** (5.70%).



Figure 3. Reported Measles Cases by Region,  
Philippines, January 1 – February 3, 2018 (N=877) vs. 2017\*

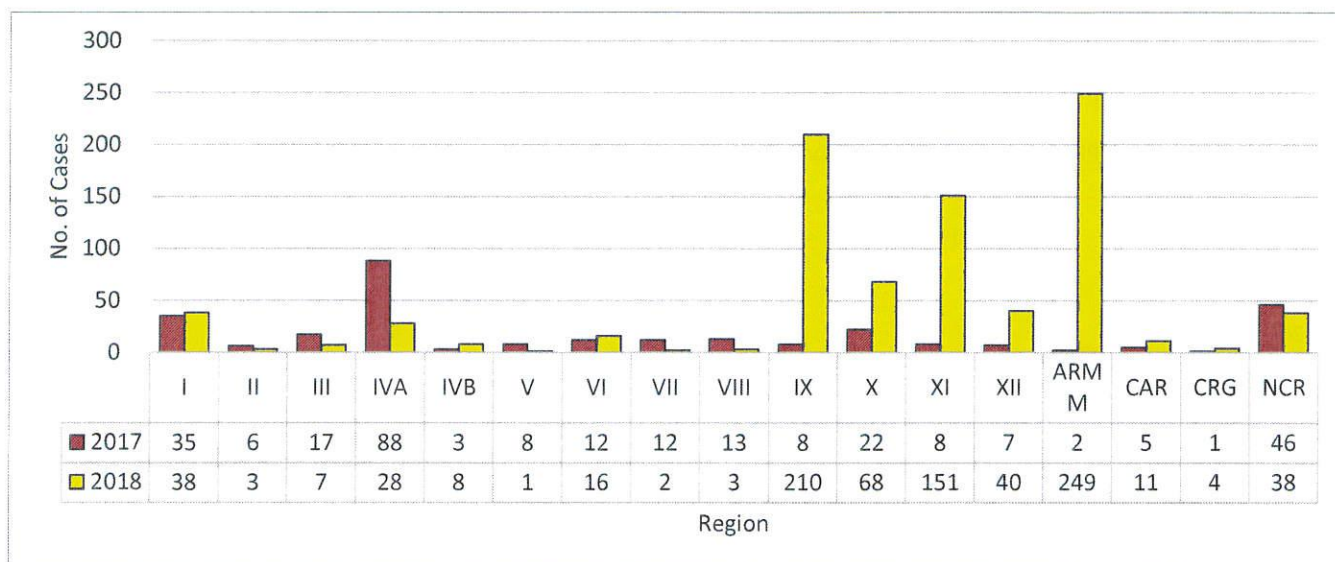


Figure 4. Geographical Location of  
Reported Measles Cases, Philippines,  
January 1 – February 3, 2018 (N=877)

**Legend - MEASLES**

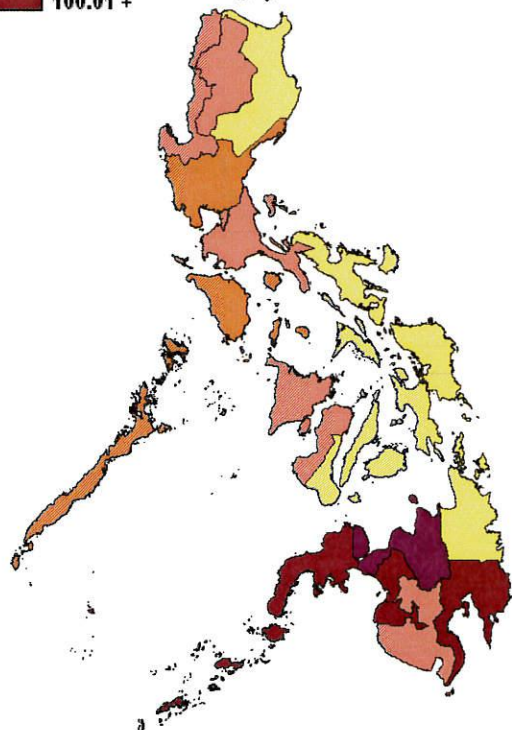
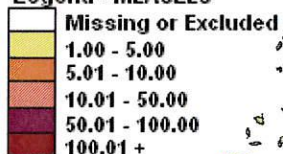


Table 1. Reported Measles Cases and Deaths by Region,  
Philippines, January 1 – February 3, 2018 (N=877) vs. 2017

REGION	2018	2017	% CHANGE	DEATHS	CFR (%)
I	38	35	↑ 8.57	0	0.00
II	3	6	↓ -50.00	0	0.00
III	7	17	↓ -58.82	0	0.00
IVA	28	88	↓ -68.18	0	0.00
MIMAROPA	8	3	↑ 166.67	0	0.00
V	1	8	↓ -87.50	0	0.00
VI	16	12	↑ 33.33	0	0.00
VII	2	12	↓ -83.33	0	0.00
VIII	3	13	↓ -76.92	0	0.00
IX	210	8	↑ 2,525.00	0	0.00
X	68	22	↑ 209.09	0	0.00
XI	151	8	↑ 1,787.50	6	3.97
XII	40	7	↑ 471.43	1	2.50
ARMM	249	2	↑ 12,350.00	5	2.01
CAR	11	5	↑ 120.00	0	0.00
CRG	4	1	↑ 300.00	0	0.00
NCR	38	46	↓ -17.39	0	0.00
<b>PHL</b>	<b>877</b>	<b>293</b>	<b>↑ 199.32</b>	<b>12</b>	<b>1.37</b>

Table 1 shows the distribution of cases among regions and the percentage change in the number of cases from previous year to the current reporting period. There is a 199.32% increase from the number of reported cases for the same time period.





## Classification of Cases and Laboratory Results

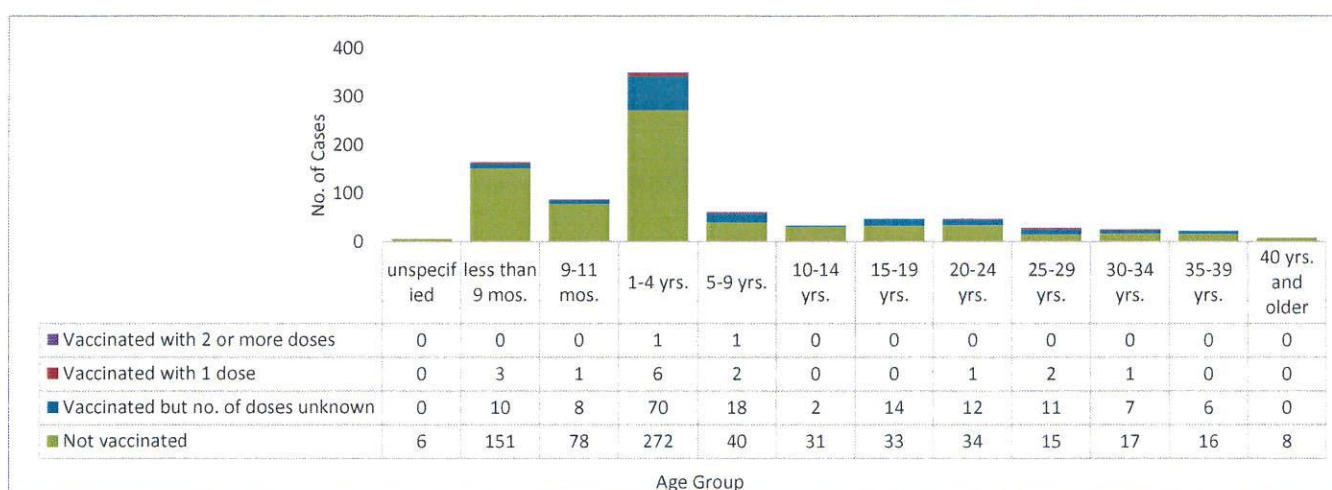
Of the reported cases, 60.21% are still pending for testing and 6.61% were tested. Among the cases tested, 68.97% tested positive for measles. Due to the global stock-out of IgM testing kits, laboratory confirmation is currently done through Polymerase Chain Reaction (PCR) among cases with oropharyngeal and/or nasopharyngeal swabs. Table 2 shows the classification of cases.

Table 2. Reported Measles Cases by Region and Case Classification, Philippines, January 1 – February 3, 2018 (N=877)

REGION	REPORTED	LABORATORY CONFIRMED MEASLES	MEASLES COMPATIBLE	NEGATIVE FOR MEASLES (DISCARDED)	PENDING CLASSIFICATION
I	38	2	2	2	32
II	3	0	0	0	3
III	7	0	2	1	4
IVA	28	0	9	0	19
MIMAROPA	8	0	4	3	1
V	1	0	1	0	0
VI	16	0	0	0	16
VII	2	0	0	1	1
VIII	3	0	0	1	2
IX	210	0	68	0	142
X	68	4	15	0	49
XI	151	11	31	5	104
XII	40	0	8	0	32
ARMM	249	23	143	2	81
CAR	11	0	0	3	8
CRG	4	0	0	0	4
NCR	38	0	8	0	30
<b>PHL</b>	<b>877</b>	<b>40</b>	<b>291</b>	<b>18</b>	<b>528</b>

## Profile of Cases

Figure 5. Vaccination Status of Reported Measles Cases by Age Group, Philippines, January 1 – February 3, 2018 (N=877)



A little more than half of the cases were males (50.06%). Ages of cases ranged from less than 1 month to 65 years old (median= 2 years). As shown in Figure 5, age groups with the most number of cases were: 1-4 years old (39.79%), less than 9 months old (18.70%) and 9-11 months old (9.92%). Majority of the cases were not vaccinated (62.03%). (Figure 6)



Figure 6. Vaccination Status of Reported Measles Cases, Philippines, January 1 – February 3, 2018 (N=877)

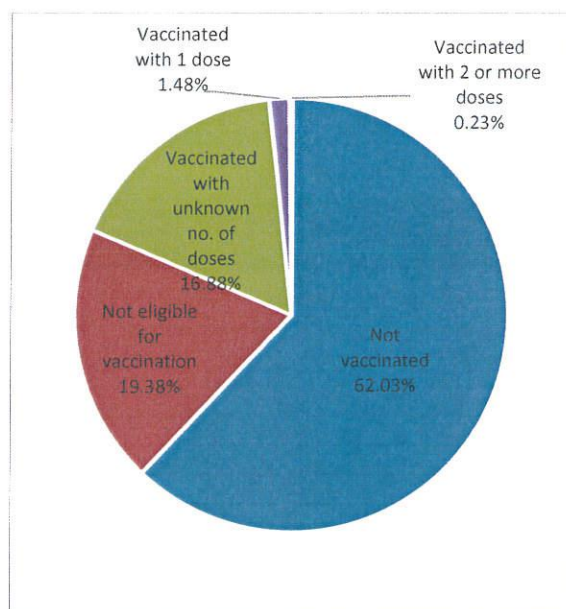
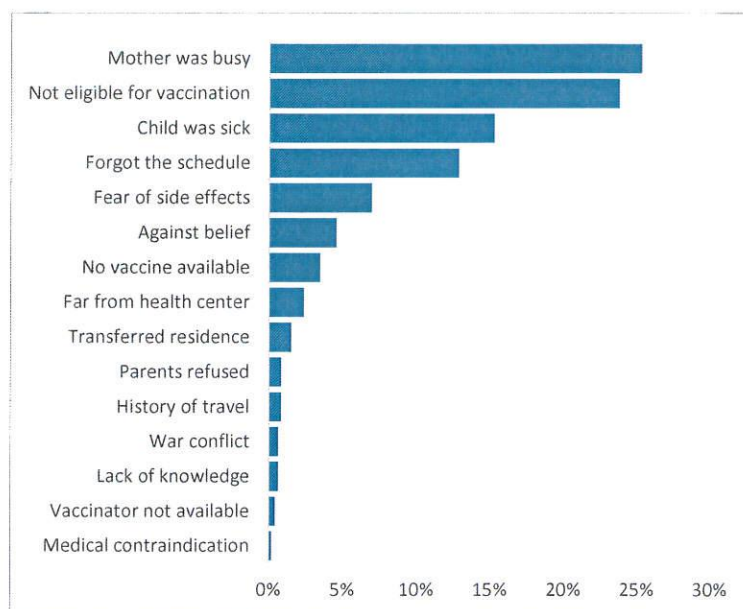


Figure 7. Reasons\* for Non-vaccination of Measles Vaccine, Philippines, January 1 – February 3, 2018



\*65% of unvaccinated cases had responses

Top reasons for non-vaccination of measles-containing vaccine were: mother was busy (25%), not eligible for vaccination (24%) and child was sick (15%). (Figure 7)

## Measles Outbreaks

Outbreaks have been declared in Davao City and Zamboanga City. A rise in the number of cases, reaching the epidemic thresholds, prompted further investigation and led to declaration of these outbreaks. The following activities were done to address these: intensification of surveillance activities and outbreak investigations, immunization activities guided by the issued memorandum to all regions emphasizing all local government units (provinces/cities/municipalities) to conduct a selective house-to-house immunization and intensification of information campaign on prevention and early consultation.

### Editorial Board

IRMA L. ASUNCION, MD, MHA, CESO III  
Director IV, Epidemiology Bureau

GENESIS MAY J. SAMONTE, MD, MSc, PHSAE  
OIC-Division Chief, PHSD

JUNE CANTATA B. CORPUZ, RN  
Nurse III, PIDSR National Coordinator

JEZZA JONAH D. CRUCENA, RN  
Nurse III, VPDS National Coordinator