



January 1 – April 29, 2017

Epidemiology Bureau
Public Health Surveillance Division

TABLE 1. SUMMARY OF CASES

VPD	2017		2016		% Change Reported	% Change Confirmed
	Reported	Confirmed	Reported	Confirmed		
Pertussis	77	9	112	16	↓ -31.25	↓ -43.75

PERTUSSIS CASES

A total of 77 pertussis cases were reported nationwide from January 1 to April 29, 2017. This is **31.25% lower** than last year (112 cases). Among the reported cases of pertussis, 9 (11.69%) cases are confirmed and 68 (88.31%) are probable. Figure 1 presents the trend of pertussis cases by case classification and morbidity week.

Most of the cases were from the following regions: **Region IV-A** with 20 cases (25.97%), **NCR** with 18 cases (23.38%), **Region XI** with 16 cases (20.78%) as presented in Figure 2.

FIGURE 3. REPORTED PERTUSSIS CASES BY SEX, PHILIPPINES, JANUARY 1 – APRIL 29, 2017 (N=77)

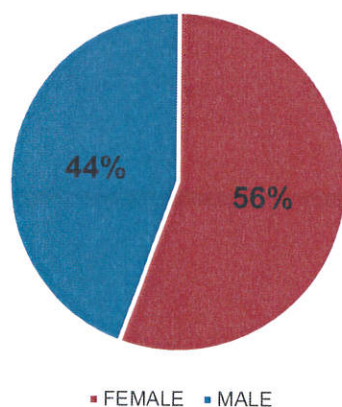


FIGURE 4. VACCINATION STATUS OF REPORTED PERTUSSIS CASES BY AGE GROUP, PHILIPPINES, JANUARY 1 – APRIL 29, 2017 (N=77)

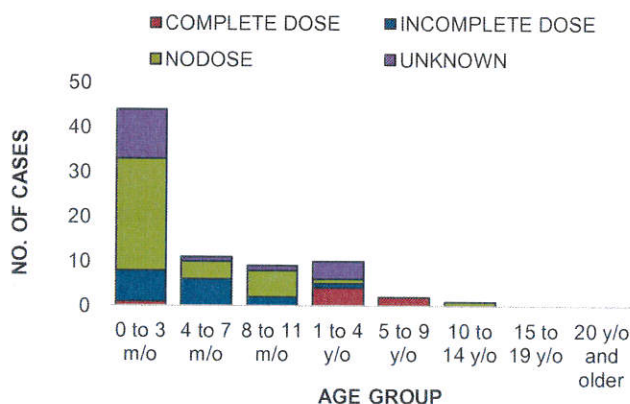


FIGURE 1. REPORTED PERTUSSIS CASES BY CASE CLASSIFICATION AND MORBIDITY WEEK, PHILIPPINES, JANUARY 1 – APRIL 29, 2017 (N=77)

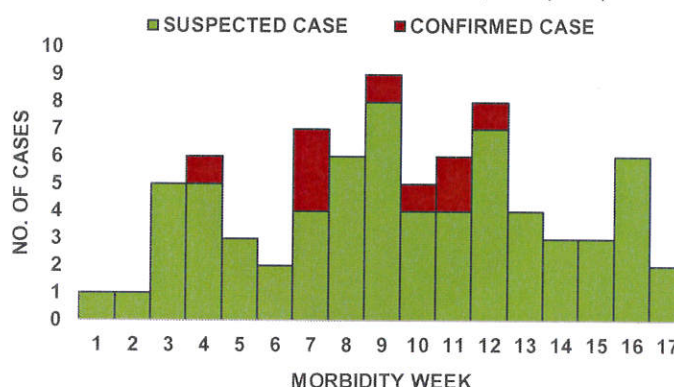
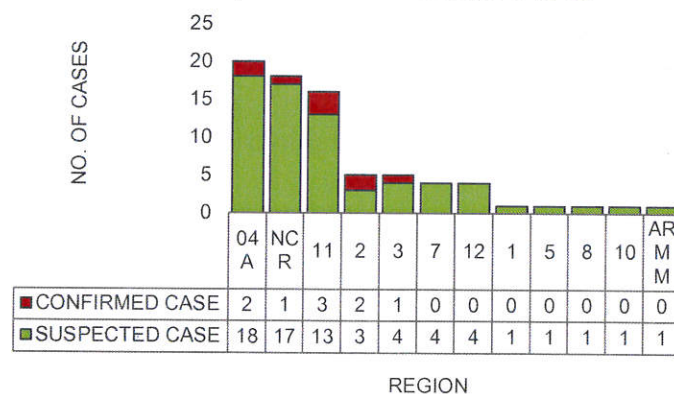


FIGURE 2. REPORTED PERTUSSIS CASES BY CASE CLASSIFICATION AND REGION, PHILIPPINES, JANUARY 1 – APRIL 29, 2017 (N=77)



see Annex A for case distribution by barangay

TABLE 2. DEATHS AMONG REPORTED PERTUSSIS CASES BY REGION AND CASE CLASSIFICATION, PHILIPPINES, JANUARY 1 – APRIL 29, 2017 (n=3)

REGION	DEATHS		
	CONFIRMED CASE	SUSPECT CASE	Total
4A	0	2	2
NCR	0	1	1
PHILIPPINES	0	3	3



January 1 – April 29, 2017

Epidemiology Bureau
Public Health Surveillance Division

Forty (52%) out of the 77 reported pertussis were female (Figure 3). Majority of the reported pertussis cases belonged to 0 to 3 months old age group (57.14%). Almost half (48.05%) of the cases did not receive any DPT dose while 16 (20.78%) cases have incomplete dose of DPT and 17 (22.08%) cases have unknown immunization status as shown in Figure 4. In Table 2, there were 3 deaths reported classified as suspected case of pertussis.

FIGURE 5. CONFIRMED PERTUSSIS CASES BY SEX, PHILIPPINES, JANUARY 1 – APRIL 29, 2017 (n=9)

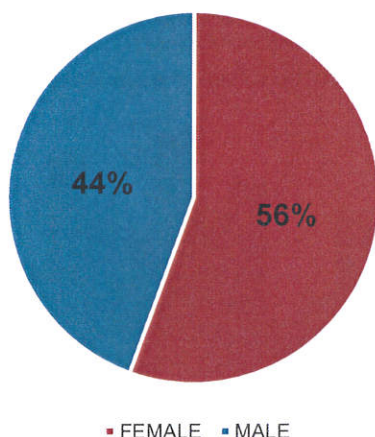
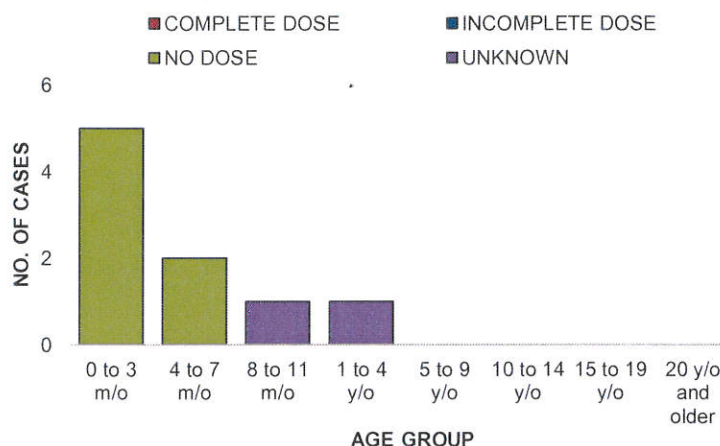


FIGURE 6. VACCINATION STATUS OF CONFIRMED PERTUSSIS CASES BY AGE GROUP, PHILIPPINES, JANUARY 1 – APRIL 29, 2017 (n=9)



Five (56%) out of the 9 confirmed pertussis were female (Figure 4). Majority of the confirmed pertussis cases belonged to 0 to 3 months old age group (55.56%). Seven (77.78%) cases did not receive any dose of DPT while 2 (22.22%) cases have unknown immunization status as shown in Figure 5.

PERTUSSIS CLUSTERS

No pertussis clusters identified.

<p>Editorial Board</p> <p>IRMA L. ASUNCION, MD, MHA, CESO IV Director IV, Epidemiology Bureau</p> <p>GENESIS MAY J. SAMONTE, MD, MSc, PHSAE OIC-Division Chief, PHSD</p> <p>ALLAN P. IGNACIO Statistician II, PHSD</p>		
<p>JUNE CANTATA B. CORPUZ, RN Nurse III, PIDS National Coordinator</p>		<p>JEZZA JONAH D. CRUCENA, RN Nurse III, VPDS National Coordinator</p>



January 1 – April 29, 2017

Epidemiology Bureau
 Public Health Surveillance Division

ANNEX A. REPORTED PERTUSSIS CASES BY BARANGAY

REPORTED PERTUSSIS CASES PHILIPPINES, JANUARY 1 - APRIL 29, 2017 (N=77)					
REGION	PROVINCE	MUNCITY	BARANGAY	NO. OF CASES as of MW 1-16	NO. OF NEW CASES (MW17)
01	PANGASINAN	DAGUPAN CITY	PUGARO SUIT	1	0
02	CAGAYAN	BAGGAO	AGAMAN NORTE	1	1
			UNSPECIFIED	0	1
		TUGUEGARAO CITY	PENGUE (PENGUE-RUYU)	1	0
			UNSPECIFIED	1	0
03	NUEVA ECIJA	SAN JOSE CITY	SIBUT	1	0
	PAMPANGA	CANDABA	DALAYAP	1	0
		GUAGUA	SAN RAFAEL (DUCK ISLAND)	1	0
		MABALACAT	MABIGA	1	0
	ZAMBALES	SAN ANTONIO	BURGOS (POB.)	1	0
04A	BATANGAS	IBAAN	TULAY	1	0
		LIPA CITY	PUSIL	0	1
	CAVITE	BACOR	MOLINO IV	1	0
		GEN. MARIANO ALVAREZ	GAVINO MADERAN	1	0
		MAGALLANES	BENDITA I	1	0
			URDANETA	0	1
		MENDEZ	ASIS I	1	0
			ASIS III	1	0
		TRECE MARTIRES CITY	CABUCO	1	0
	LAGUNA	CABUYAO	MAMATID	1	0
		SANTA ROSA	APLAYA	1	0
	QUEZON	LUCENA CITY	BARANGAY 8 (POB.)	1	0
			ILAYANG IYAM	1	0
		MULANAY	BARANGAY 4 (POB.)	1	0
		PAGBILAO	BARANGAY 1 CASTILLO (POB.)	1	0
		TIAONG	LALIG	1	0
	RIZAL	ANTIPOLO CITY	SAN JOSE (POB.)	1	0
			SAN ROQUE (POB.)	1	0
		CAINTA	SANTA ROSA	1	0
		SAN MATEO	SILANGAN	1	0
05	MASBATE	MILAGROS	MOISES R. ESPINOSA	1	0

Case counts reported here do NOT represent the final number and are subject to change after inclusion of delayed reports and review of cases.



January 1 – April 29, 2017

Epidemiology Bureau
 Public Health Surveillance Division

ANNEX A. REPORTED PERTUSSIS CASES BY BARANGAY, continuation

REPORTED PERTUSSIS CASES PHILIPPINES, JANUARY 1 - APRIL 29, 2017 (N=77)					
REGION	PROVINCE	MUNCITY	BARANGAY	NO. OF CASES as of MW 1-16	NO. OF NEW CASES (MW17)
07	CEBU	CEBU CITY	MAMBALING	1	0
		DUMANJUG	PAWA	1	0
		SAN FRANCISCO	CONSUELO	1	0
		TALISAY CITY	SAN ROQUE	1	0
08	LEYTE	TACLOBAN CITY	BARANGAY 74	0	1
10	LANAO DEL NORTE	ILIGAN CITY	TUBOD	1	0
11	DAVAO DEL NORTE	CARMEN	SANTO NIÑO	1	0
	DAVAO DEL SUR	DAVAO CITY	BARANGAY 2-A (POB.)	1	0
			BARANGAY 20-B (POB.)	1	0
			BARANGAY 23-C (POB.)	1	0
			BUCANA	1	0
			BUHANGIN (POB.)	1	0
			COMMUNAL	1	0
			DACUDAO	1	0
			SASA	4	0
		PADADA	ALMENDRAS (POB.)	1	0
	DAVAO ORIENTAL	GOVERNOR GENEROSO	PUNDAGUITAN	1	0
			TIBANBAN	1	0
		LUPON	DON MARIANO MARCOS	1	0
12	NORTH COTABATO	M'LANG	BAGONTAPAY	1	0
	SOUTH COTABATO	NORALA	POBLACION	1	0
		TANTANGAN	POBLACION	1	0
	SULTAN KUDARAT	COLUMBIO	POBLACION	0	1
ARMM	LANAO DEL SUR	BAYANG	CADINGILAN OCCIDENTAL	1	0



January 1 – April 29, 2017

Epidemiology Bureau
 Public Health Surveillance Division

ANNEX A. REPORTED PERTUSSIS CASES BY BARANGAY, *continuation*

REPORTED PERTUSSIS CASES PHILIPPINES, JANUARY 1 - APRIL 29, 2017 (N=77)					
REGION	PROVINCE	MUNCITY	BARANGAY	NO. OF CASES as of MW 1-16	NO. OF NEW CASES (MW17)
NCR	METRO MANILA	CALOOCAN CITY	BARANGAY 96	1	0
			BARANGAY 161	1	0
			BARANGAY 164	1	0
			BARANGAY 178	1	0
		MANDALUYONG CITY	ADDITION HILLS	1	0
		MANILA	BARANGAY 773	1	0
			UNSPECIFIED	1	0
		NAVOTAS	NORTH BAY BLVD., SOUTH	1	0
			SAN ROQUE	1	0
		QUEZON CITY	BATASAN HILLS	1	0
			MARILAG	1	0
			NORTH FAIRVIEW	1	0
			OBRERO	1	0
			OLD BALARA	1	0
			PASONG TAMO	1	0
			PAYATAS B	1	0
			SAN ROQUE	1	0
			TATALON	1	0
PHILIPPINES				71	6

