



January 1 – February 4, 2017

Epidemiology Bureau
Public Health Surveillance Division

Classification of Suspect Measles-Rubella Cases

A total of 179 suspect measles-rubella cases were reported nationwide from January 1 to February 4, 2017. Of these, 141 (79%) were tested. Among the suspect cases, 3 cases (1.68%) were classified as **laboratory confirmed measles** while 34 cases (18.99%) were classified as **laboratory confirmed rubella**. Measles cases are **50% lower** while rubella cases are **17.24% higher** than the previous year of the same time period. Currently, there were no reported deaths among the confirmed measles-rubella cases.

FIGURE 1. CLASSIFICATION OF SUSPECT MEASLES-RUBELLA CASES, PHILIPPINES, JANUARY 1 – FEBRUARY 4, 2017 (N=179)




TABLE 1. MEASLES AND RUBELLA CASES BY REGION PHILIPPINES, JANUARY 1 – FEBRUARY 4, 2017 (N=179)

REGION	REPORTED	LABORATORY CONFIRMED MEASLES	MEASLES COMPATIBLE	LABORATORY CONFIRMED RUBELLA	DISCARDED AS NON-MEASLES/RUBELLA	PENDING CLASSIFICATION
I	18	0	1	3	12	2
II	3	0	0	0	2	1
III	9	1	0	3	5	0
IVA	62	0	5	13	39	5
IVB	1	0	0	0	0	1
V	6	0	0	2	2	2
VI	10	0	0	3	6	1
VII	11	0	0	2	5	4
VIII	1	0	1	0	0	0
IX	5	1	3	0	1	0
X	16	1	4	1	8	2
XI	5	0	0	0	5	0
XII	3	0	0	0	3	0
ARMM	1	0	1	0	0	0
CAR	3	0	0	0	3	0
CRG	0	0	0	0	0	0
NCR	25	0	5	7	13	0
PHL	179	3	20	34	104	18



January 1 – February 4, 2017

Epidemiology Bureau
Public Health Surveillance Division

**FIGURE 2. GEOGRAPHICAL DISTRIBUTION OF CONFIRMED CASES*,
PHILIPPINES, JANUARY 1 – FEBRUARY 4, 2017**

Region	Measles	Rubella
I	0	3
II	0	0
III	1	3
IVA	0	13
IVB	0	0
V	0	2
VI	0	3
VII	0	2
VIII	0	0
IX	1	0
X	1	1
XI	0	0
XII	0	0
ARMM	0	0
CAR	0	0
CRG	0	0
NCR	0	7
PHL	3	34

*lab confirmed and epi-linked confirmed cases

Legend:
1 dot = 1 case
● Rubella
● Measles

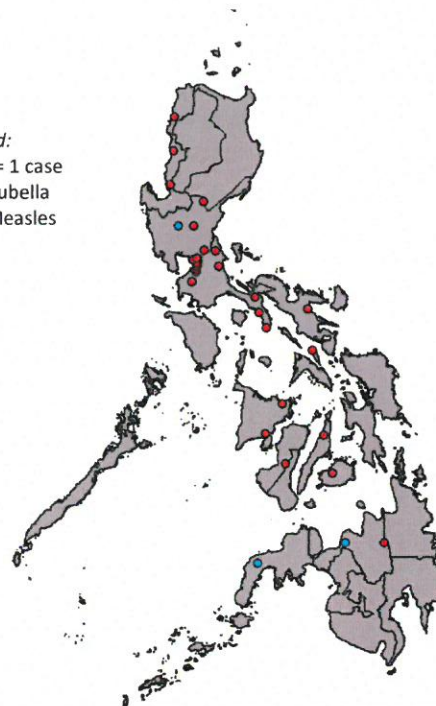


Figure 2 shows the distribution of cases among regions. Confirmed measles cases were from Regions III, IX and X. Majority (13, 38.24%) of the confirmed rubella cases were from Region IVA followed by NCR (7, 20.59%).

**TABLE 2. CONFIRMED MEASLES AND RUBELLA CASES BY REGION
PHILIPPINES, 2016 vs. 2017**

REGION	CONFIRMED MEASLES CASES			CONFIRMED RUBELLA CASES		
	2017	2016	% CHANGE	2017	2016	% CHANGE
I	0	0	→ 0.00	3	0	↑ 300.00
II	0	0	→ 0.00	0	0	→ 0.00
III	1	0	↑ 100.00	3	1	↑ 200.00
IVA	0	0	→ 0.00	13	3	↑ 333.33
IVB	0	0	→ 0.00	0	0	→ 0.00
V	0	0	→ 0.00	2	0	↑ 200.00
VI	0	1	↓ -100.00	3	21	↓ -85.71
VII	0	2	↓ -200.00	2	0	↑ 200.00
VIII	0	0	→ 0.00	0	0	→ 0.00
IX	1	1	→ 0.00	0	0	→ 0.00
X	1	0	↑ 100.00	1	0	↑ 100.00
XI	0	0	→ 0.00	0	0	→ 0.00
XII	0	0	→ 0.00	0	1	↓ -100.00
ARMM	0	0	→ 0.00	0	0	→ 0.00
CAR	0	1	↓ -100.00	0	0	→ 0.00
CRG	0	1	↓ -100.00	0	0	→ 0.00
NCR	0	0	→ 0.00	7	3	↑ 133.33
PHL	3	6	↓ -50.00	34	29	↑ 17.24

The number of confirmed rubella cases increased by **17.24%** while number of measles cases decreased significantly by **50%** as of morbidity week 5, compared to the same time period last year (see Table 2).

Case counts reported here do NOT represent the final number and are subject to change after inclusion of delayed reports and review of cases.



January 1 – February 4, 2017

Epidemiology Bureau
Public Health Surveillance Division

**FIGURE 3. CONFIRMED RUBELLA ALERT AND EPIDEMIC THRESHOLD
PHILIPPINES, JANUARY 1 – FEBRUARY 4, 2017 (n=34)**

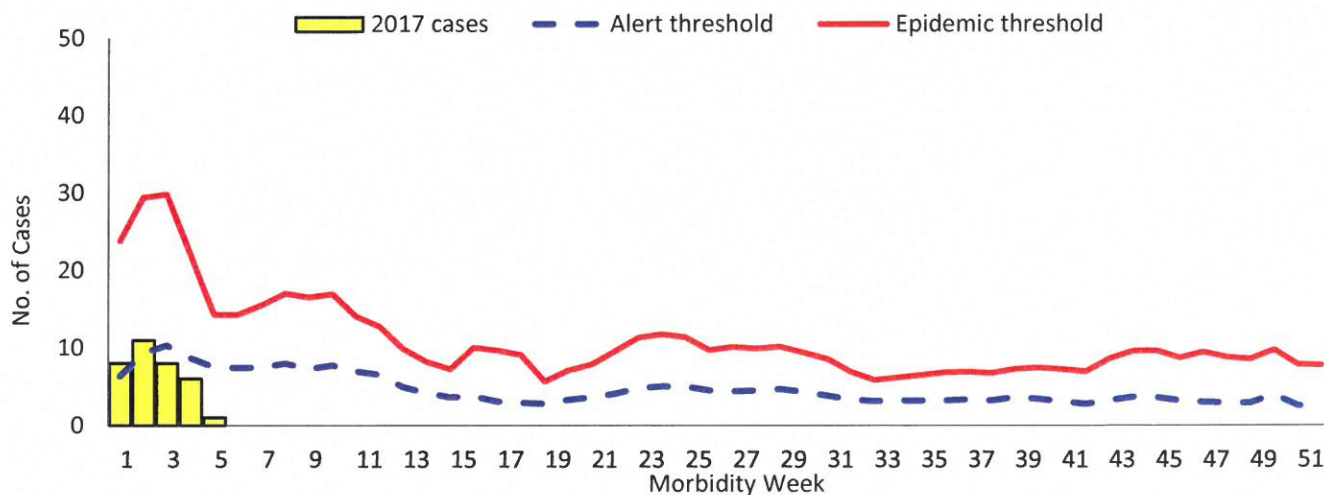


Figure 3 reflects the confirmed rubella cases in relation with the rubella alert and epidemic thresholds. Rubella case counts reached the alert threshold in morbidity weeks 1 to 2. As of morbidity week 5, rubella incidence rate is 0.32 per 1,000,000 population.

The current number of confirmed measles cases is still way below the alert threshold. Measles incidence rate is 0.03 per 1,000,000 population.

**Note: Target incidence rate for measles and rubella elimination is <1 per 1,000,000 population*

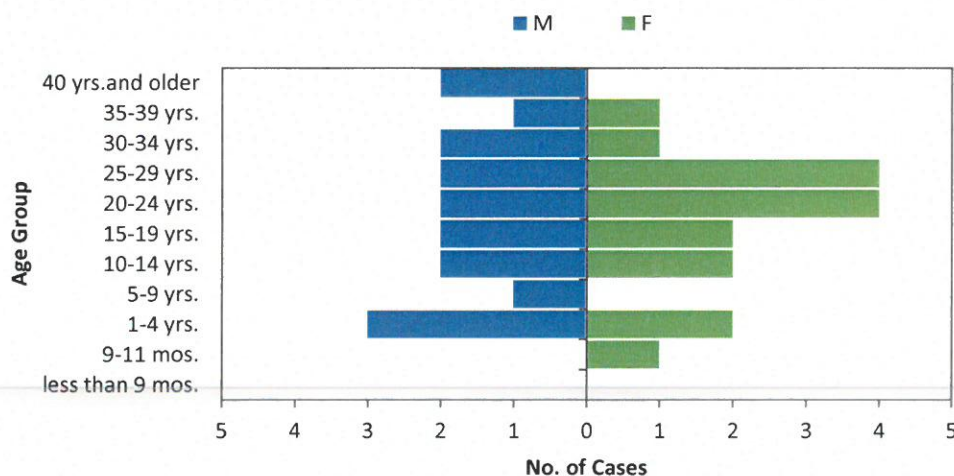
Virus Isolation and Genotyping

There were 5 oropharyngeal/nasopharyngeal swab samples submitted since January 2017. Among these, only 1 tested positive for rubella virus. Genotype identified for the case was 2B. None of the samples tested positive for measles virus.

RUBELLA

Profile of Cases

**FIGURE 4. CONFIRMED RUBELLA CASES BY AGE GROUP AND SEX
PHILIPPINES, JANUARY 1- FEBRUARY 4, 2017 (n=34)**



The confirmed rubella cases are equally distributed among males and females. Majority of the confirmed rubella cases belonged to the 20-24 and 25-29 year old age group (17.65% each) as shown in Figure 4.

One pregnant woman reported in January tested positive for rubella and now on her 11th week. The case is currently being monitored by her respective Epidemiology and Surveillance Unit (ESU) and Maternal, Newborn and Child Health and Nutrition (MNCHN) program manager.



January 1 – February 4, 2017

Epidemiology Bureau
Public Health Surveillance Division

Immunization Status

MMR vaccine was added to the routine immunization program in 2010 and school-based immunization activities for Grades 1 and 7 were implemented starting 2014. This may explain why majority of the cases were from the age groups not covered by the MMR vaccination. Analysis on MMR vaccination and doses are limited due to incomplete data on the current surveillance database.

Rubella Clusters

MW	Region	Province	Muncity	Barangay	Place of Transmission	No. of Confirmed Cases
3	V	Camarines Norte	Labo	Malatap	Home/ Dormitory	2
3-4	NCR	Metro Manila	San Juan City	West Crame	Barangay/ Community	2

Two rubella clusters have been identified for year 2017. These cases are related in place of residences and onset of symptoms, located in the same barangay or identified place of transmission and occurred within 4 consecutive weeks.

MEASLES

Profile of Cases

Of the confirmed measles cases, 2 were male. Two of the three confirmed measles cases belonged to the 9 to 11 month old age group and 1 is less than 9 months old. Only 1 case was vaccinated.

Measles Clusters

No measles clusters identified.



January 1 – February 4, 2017

Epidemiology Bureau
Public Health Surveillance Division

Annex A. Definition of Terms


Laboratory confirmed measles case	☞ A suspect measles case with a positive laboratory test result for measles-specific IgM antibodies or other approved laboratory test method
Laboratory confirmed rubella case	☞ A suspect measles case with a positive laboratory test result for rubella-specific IgM antibodies or other approved laboratory test method
Measles compatible case	☞ A case that meets the suspect case definition for measles but for which no adequate blood specimen was taken and which has not been linked epidemiologically to another case positive for measles IgM or another laboratory-confirmed communicable disease
Confirmed Measles cases	☞ Laboratory confirmed + Epidemiologically-linked measles cases
Epidemiologically-linked measles (or rubella) case	☞ A suspect measles case that has not been confirmed by laboratory but that is geographically AND temporally related (with dates of rash onset occurring between 7 and 21 days apart) to a laboratory-confirmed case or (in the event of an outbreak) to another epidemiologically confirmed measles case.
Discarded non-measles/rubella	☞ A case that meets the clinical case definition for measles and tested negative for both measles and rubella testing.
Pending Classification	☞ Cases with blood specimen collected and pending laboratory results.
Alert threshold	☞ Refers to the level of occurrence of disease that serves as an early warning for epidemics. An increase in the number of cases above the threshold level should trigger an investigation, epidemic preparedness and implement appropriate prevention and control measures.
Epidemic threshold	☞ Refers to the level of occurrence of disease above which an urgent response is required. The threshold is specific to each disease and depends on the infectiousness, other determinants of transmission and local endemicity levels.
Cluster of cases	☞ 2 or more cases with temporal (occurring in a span of 4 weeks) and geographical association (within the same barangay)

Editorial Board


IRMA L. ASUNCION, MD, MHA, CESO IV
Director IV, Epidemiology Bureau


GENESIS MAY J. SAMONTE, MD, MSc, PHSAE
OIC-Division Chief, PHSD


JUNE CANTATA B. CORPUZ, RN
Nurse III, PIDSR National Coordinator


JEZZA JONAH D. CRUCENA, RN
Nurse III, VPDS National Coordinator


ALLAN P. IGNACIO
Statistician II, PHSD

