



January 1 – April 29, 2017

Epidemiology Bureau  
Public Health Surveillance Division

TABLE 1. SUMMARY OF CASES

VPD	2017		2016		% Change
	Reported	Confirmed	Reported	Confirmed	
Measles	1,011	13	756	37	↓ -64.86
Rubella		191		67	↑ 185.07

## MEASLES-RUBELLA CASES

A total of 1,011 suspect measles-rubella cases were reported nationwide from January 1 to April 29, 2017. Of these, 738 (73%) were tested. Among the suspect cases, **13** cases (1.29%) were classified as **laboratory confirmed measles** while **191** cases (18.89%) were classified as **laboratory confirmed or epidemiologically-linked confirmed rubella**. Currently, there were no reported deaths among the confirmed measles-rubella cases. Figure 1 shows the trend of measles-rubella cases by morbidity week.

Figure 2 shows the distribution of cases among regions. Region IVA has the highest number of confirmed measles-rubella cases (60, 29.41%) followed by Region VIII (39, 19.12%) and Regions III and NCR (24 per region, 11.76% each).

## Profile of Cases: MEASLES

Seven (54%) out of the 13 measles were female (Figure 3). Majority of the confirmed measles cases belonged to the 9-11 month old age group (53.85%). Most (46.15%) of the cases were vaccinated but with unknown number of doses as shown in Figure 4. Basis of vaccination status is the number of measles-containing vaccine received.

FIGURE 3. CONFIRMED MEASLES CASES BY SEX, PHILIPPINES, JANUARY 1 – APRIL 29, 2017 (n=13)

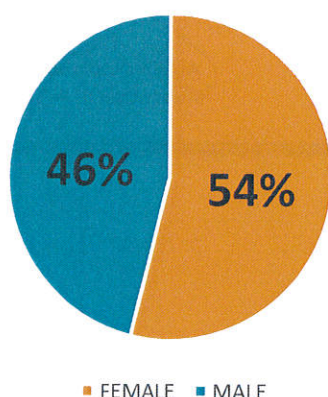


FIGURE 1. CONFIRMED MEASLES AND RUBELLA CASES BY MORBIDITY WEEK, PHILIPPINES, JANUARY 1 – APRIL 29, 2017 (n=204)

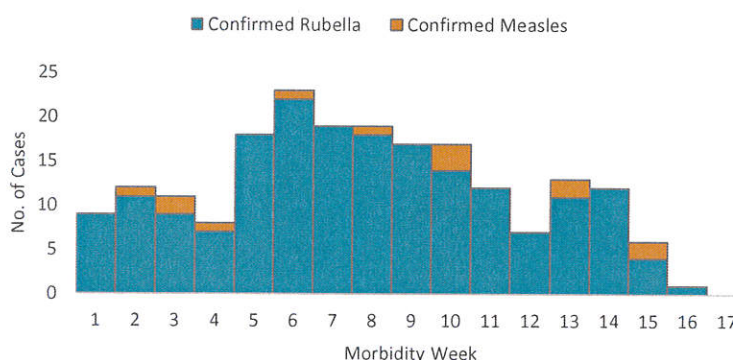
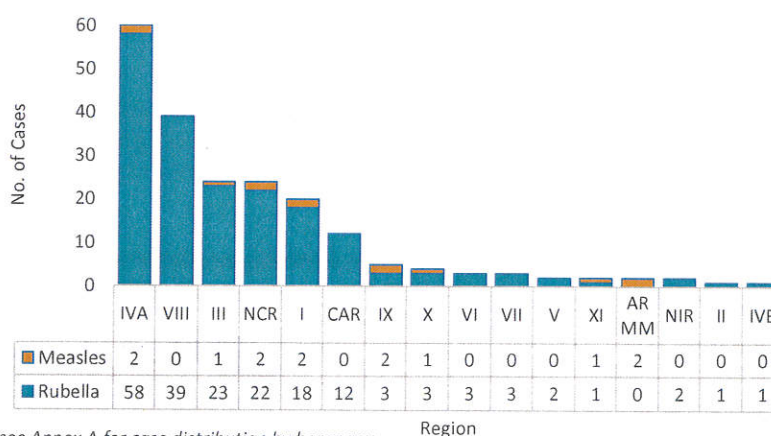
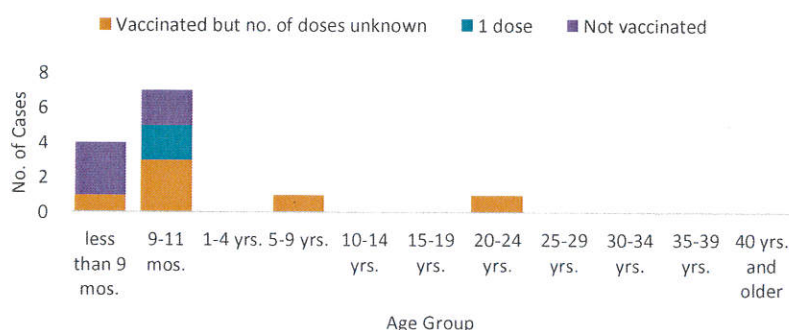


FIGURE 2. CONFIRMED MEASLES AND RUBELLA CASES BY REGION, PHILIPPINES, JANUARY 1 – APRIL 29, 2017 (n=204)



see Annex A for case distribution by barangay

FIGURE 4. VACCINATION STATUS OF CONFIRMED MEASLES CASES BY AGE GROUP, PHILIPPINES, JANUARY 1 – APRIL 29, 2017 (n=13)



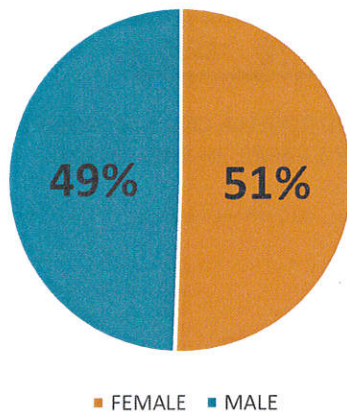


January 1 – April 29, 2017

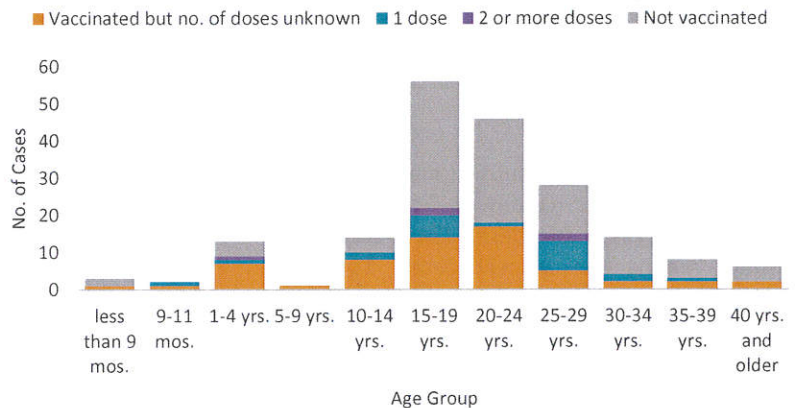
Epidemiology Bureau  
Public Health Surveillance Division

**Profile of Cases: RUBELLA**

**FIGURE 5. CONFIRMED RUBELLA CASES BY SEX, PHILIPPINES, JANUARY 1 – APRIL 29, 2017 (n=191)**




**FIGURE 6. VACCINATION STATUS OF CONFIRMED RUBELLA CASES BY AGE GROUP, PHILIPPINES, JANUARY 1 – APRIL 29, 2017 (n=191)**



Of the confirmed rubella cases, 97 cases or 51% were female (Figure 5). Majority of the confirmed rubella cases belonged to the 15-19 years old age group (29.32%), followed by the 20-24 years old age group (24.08%). Three pregnant women tested positive for rubella (3.09%). These cases were from the following regions: Region III (Sasmuan, Pampanga), CAR (La Trinidad, Benguet) and NCR (Pasay City). Most (54.45%) of the cases were not vaccinated as shown in Figure 6. Basis of vaccination status is the number of measles-containing vaccine received.

**Measles and Rubella Clusters :**

No new measles and rubella clusters identified for morbidity week 17. Eight rubella clusters were detected to date for year 2017. These cases were related in terms of place of residences and onset of symptoms, located in the same barangay or identified place of transmission (e.g. school in Northern Samar) and occurred within 4 consecutive weeks.







January 1 – April 29, 2017

Epidemiology Bureau  
Public Health Surveillance Division

**ANNEX A. CONFIRMED MEASLES AND RUBELLA CASES BY BARANGAY**

CONFIRMED MEASLES CASES PHILIPPINES, JANUARY 1 - APRIL 29, 2017 (n=13)					
REGION	PROVINCE	MUNCITY	BARANGAY	NO. OF CASES as of MW1-16	NO. OF NEW CASES (MW17)
01	LA UNION	AGOO	SANTA ANA	0	1
01	PANGASINAN	DAGUPAN CITY	MAYOMBO	1	0
03	PAMPANGA	LUBAO	SANTA CRUZ	1	0
04A	CAVITE	TANZA	SANJA MAYOR	1	0
	RIZAL	ANTIPOLO CITY	SAN JOSE	1	0
09	ZAMBOANGA DEL SUR	ZAMBOANGA CITY	AYALA	1	0
			TUMAGA	1	0
10	MISAMIS ORIENTAL	MANTICAO	POBLACION	1	0
11	DAVAO DEL NORTE	ISLAND GARDEN CITY OF SAMAL	SAN ISIDRO (BABAK)	1	0
ARMM	BASILAN	LAMITAN	MATATAG	1	0
			COLONIA	0	1
NCR	METRO MANILA	CALOOCAN CITY	BAGONG BARRIO	1	0
		MANILA CITY	TONDO	1	0
PHILIPPINES				11	2

CONFIRMED RUBELLA CASES PHILIPPINES, JANUARY 1 - APRIL 29, 2017 (n=191)					
REGION	PROVINCE	MUNCITY	BARANGAY	NO. OF CASES as of MW1-16	NO. OF NEW CASES (MW17)
01	ILOCOS SUR	SAN VICENTE	SAN SEBASTIAN	1	0
		SANTA	BANAOANG	1	0
		VIGAN CITY	NAGSANGALAN	1	0
	LA UNION	ARINGAY	SANTA RITA EAST	1	0
		BANGAR	CADAPLI	1	0
		BAUANG	PAYOCPOC NORTE ESTE	1	0
			PAYOCPOC SUR	1	0
		SAN FERNANDO CITY	BARANGAY I (POB.)	1	0
			LINGSAT	1	0
	PANGASINAN	DAGUPAN CITY	BONUAN BOQUIG	1	0
			BONUAN GUESET	1	0
			LUCAO	1	0
			MANGIN	1	0
			NAGUILAYAN	1	0
		MANAOAG	BABASIT	1	0
		MANGATAREM	MACARANG	1	0
		SANTA BARBARA	TULIAO	1	0

Case counts reported here do NOT represent the final number and are subject to change after inclusion of delayed reports and review of cases.





January 1 – April 29, 2017

Epidemiology Bureau  
 Public Health Surveillance Division

		URDANETA CITY	NANCAMALIRAN WEST	1	0
<b>CONFIRMED RUBELLA CASES</b>					
<b>PHILIPPINES, JANUARY 1 - APRIL 29, 2017 (n=191)</b>					
REGION	PROVINCE	MUNCITY	BARANGAY	NO. OF CASES as of MW1-16	NO. OF NEW CASES (MW17)
02	ISABELA	SANTIAGO CITY	SAGANA	1	0
03	BATAAN	MARIVELES	BALON-ANITO	1	0
			CAMAYA	2	0
		ORION	ARELLANO (POB.)	1	0
			GENERAL LIM (KAPUT)	1	0
	BULACAN	BALIUAG	SABANG	1	0
		CALUMPIT	PALIMBANG	1	0
		MALOLOS CITY	SANTO ROSARIO	1	0
		MARILAO	CAMANSI PRENZA III	1	0
			LAMBAKIN	1	0
		SANTA MARIA	SAN GABRIEL	1	0
	NUEVA ECIJA	SAN ANTONIO	PAPAYA	1	0
	PAMPANGA	MABALACAT CITY	AIRFORCE CITY	3	0
		SANTA ANA	SANTA MARIA	1	0
		SASMUAN	SAN PEDRO	1	0
	TARLAC	LA PAZ	DUMARAIS	1	0
	ZAMBALES	BOTOLAN	PORAC	1	0
		CANDELARIA	MALABON	1	0
		IBA	PALANGINAN	1	0
		SANTA CRUZ	NAULO	1	0
		SUBIC	ILWAS	1	0
04A	BATANGAS	BATANGAS CITY	BARANGAY 15 (POB.)	1	0
			BARANGAY 18 (POB.)	1	0
			BARANGAY 19	1	0
			BARANGAY 20 (POB.)	1	0
			CONCEPCION	1	0
			KUMINTANG ILAYA	2	0
			PALLOCAN KANLURAN	3	0
			PINAMUCAN IBABA	1	0
			SAN ISIDRO	1	0
			SAN MIGUEL	1	0
			SANTO DOMINGO	1	0
			SIMLONG	1	0
			TABANGAO DAO	1	0
			TINGA LABAK	1	0
		LIPA CITY	MUNTING PULO	1	1
			POBLACION BARANGAY 2	1	0
			SAMPAGUITA	1	0



January 1 – April 29, 2017

Epidemiology Bureau  
Public Health Surveillance Division

CONFIRMED RUBELLA CASES PHILIPPINES, JANUARY 1 - APRIL 29, 2017 (n=191)					
REGION	PROVINCE	MUNCITY	BARANGAY	NO. OF CASES as of MW1-16	NO. OF NEW CASES (MW17)
04A	BATANGAS	SAN JOSE	BANAYBANAY II	0	1
			CALANSAYAN	1	0
			MAHABANG PARANG	1	0
		TAYSAN	MABAYABAS	1	0
	CAVITE	BACOR CITY	MOLINO III	1	0
		DASMARIÑAS CITY	BUROL I	1	0
			H-2	1	0
			MAGPAJO	1	0
			MALAGASANG II-G	1	0
			MANGAS I	1	0
			SALAWAG	2	0
			SAN ANTONIO DE PADUA I	1	0
			SAN DIONISIO	0	1
			SAN FRANCISCO I	1	0
			SAN ISIDRO LABRADOR I	1	0
			SAN JUAN (SAN JUAN I)	1	0
			SAN LORENZO RUIZ II	1	0
			SAN LUIS II	1	0
			SAN NICOLAS I	1	0
			SAN NICOLAS IV	1	0
			SANTA CRUZ I	1	0
			SANTA LUCIA (SAN JUAN II)	1	0
			SANTA MARIA (BARANGAY 20)	1	0
			VICTORIA REYES	2	0
		IMUS CITY	TANZANG LUMA II	1	0
		SILANG	BIGA I	1	0
			SAN VICENTE II	1	0
		TANZA	BIWAS	1	0
			CALIBUYO	0	1
	LAGUNA	SAN PEDRO	SAN VICENTE	1	0
	QUEZON	LOPEZ	UNSPECIFIED	1	0
	RIZAL	ANTIPOLO CITY	DELA PAZ (POB.)	1	0
			SAN ISIDRO (POB.)	1	0
		TAYTAY	SAN JUAN	1	0
		TERESA	PRINZA	1	0
04B	PALAWAN	PUERTO PRINCESA CITY	SAN MIGUEL	1	0
05	CAMARINES NORTE	LABO	MALATAP	2	0





January 1 – April 29, 2017

Epidemiology Bureau  
Public Health Surveillance Division

CONFIRMED RUBELLA CASES PHILIPPINES, JANUARY 1 - APRIL 29, 2017 (n=191)					
REGION	PROVINCE	MUNCITY	BARANGAY	NO. OF CASES as of MW1-16	NO. OF NEW CASES (MW17)
06	CAPIZ	TAPAZ	POBLACION	1	0
	ILOILO	PASSI CITY	MAN-IT	1	0
		SAN ENRIQUE	CAMIRI	1	0
07	CEBU	CEBU CITY	PUNTA PRINCESA	1	0
		COMPOSTELA	LUPA	1	0
		MANDAUE CITY	TABOK	1	0
08	NORTHERN SAMAR	SAN ANTONIO	DALUPIRIT	18	0
			MANRAYA	9	0
			PILAR	5	0
			SAN NICOLAS	4	0
			VINISITAHAN	2	0
	SAMAR	CATBALOGAN	MAULONG	1	0
09	ZAMBOANGA DEL NORTE	DIPOLOG CITY	MIPUTAK (POB.)	1	0
	ZAMBOANGA DEL SUR	ZAMBOANGA CITY	BALIWASAN	1	0
			TALON-TALON	1	0
10	MISAMIS OCCIDENTAL	OZAMIS CITY	MALAUANG	1	0
		TANGUB CITY	BARANGAY VII - UPPER POLAO (POB.)	1	0
	MISAMIS ORIENTAL	CAGAYAN DE ORO CITY	PATAG	1	0
11	DAVAO DEL NORTE	KAPALONG	GUPITAN	1	0
CAR	BENGUET	ATOK	ABIANG	1	0
		BAGUIO CITY	AURORA HILL	0	1
			CABINET HILL-TEACHER'S CAMP	1	0
			CAMP 7	1	0
			CAMP ALLEN	1	0
			POLIWES	1	0
			SAN CARLOS HEIGHTS	0	1
			SANITARY CAMP, NORTH	1	0
			SANTO TOMAS PROPER	0	1
		LA TRINIDAD	AMBIONG	1	0
			PICO	1	0
			SABKIL	0	1



January 1 – April 29, 2017

Epidemiology Bureau  
Public Health Surveillance Division

CONFIRMED RUBELLA CASES PHILIPPINES, JANUARY 1 - APRIL 29, 2017 (n=191)					
REGION	PROVINCE	MUNCITY	BARANGAY	NO. OF CASES as of MW1-16	NO. OF NEW CASES (MW17)
NCR	METRO MANILA	CALOOCAN CITY	BARANGAY 170	1	0
			BARANGAY 179	1	0
		MAKATI CITY	PITOGO	1	0
		MALABON CITY	TONSUYA	1	0
		MANDALUYONG CITY	PAG-ASA	1	0
		MANILA CITY	BARANGAY 399	1	0
			BINONDO	1	0
			BRGY. 33	1	0
			OLD SITE BASECO	1	0
			PACO	1	0
			SAMPALOC	1	0
			SANTA CRUZ	1	0
		PARAÑAQUE CITY	DON GALO	1	0
			SAN DIONISIO	1	0
		PASAY CITY	BRGY. 145	1	0
		QUEZON CITY	MARIANA	1	0
			PROJECT 4	2	0
		SAN JUAN CITY	ONSE	1	0
			WEST CRAME	3	0
NIR	NEGROS OCCIDENTAL	ENRIQUE B. MAGALONA	POBLACION II (BARANGAY 2)	1	0
		VALLADOLID	DOLDOL	1	0
PHILIPPINES				183	8

