



January 1 – April 15, 2017

Epidemiology Bureau
 Public Health Surveillance Division

TABLE 1. SUMMARY OF CASES

VPD	2017		2016		% Change
	Reported	Confirmed	Reported	Confirmed	
Measles	901	11	665	34	↓ -67.65
Rubella		174		61	↑ 185.25

MEASLES-RUBELLA CASES

A total of 901 suspect measles-rubella cases were reported nationwide from January 1 to April 15, 2017. Of these, 647 (72%) were tested. Among the suspect cases, **11** cases (1.22%) were classified as **laboratory confirmed measles** while **174** cases (19.31%) were classified as **laboratory confirmed or epidemiologically-linked confirmed rubella**. Currently, there were no reported deaths among the confirmed measles-rubella cases. Figure 1 shows the trend of measles-rubella cases by morbidity week.

Figure 2 shows the distribution of cases among regions. Region IVA has the highest number of confirmed measles-rubella cases (51, 27.57%) followed by Region VIII (39, 21.08%) and NCR (24, 12.97%).

Profile of Cases: MEASLES

Six (55%) out of the 11 measles were female (Figure 3). Majority of the confirmed measles cases belonged to the under 1 year old age group (81.82%). Most (45.45%) of the cases were vaccinated but with unknown number of doses as shown in Figure 4. Basis of the vaccination status is the number of measles-containing vaccine received.

FIGURE 1. CONFIRMED MEASLES AND RUBELLA CASES BY MORBIDITY WEEK, PHILIPPINES, JANUARY 1 –APRIL 15, 2017 (n=185)

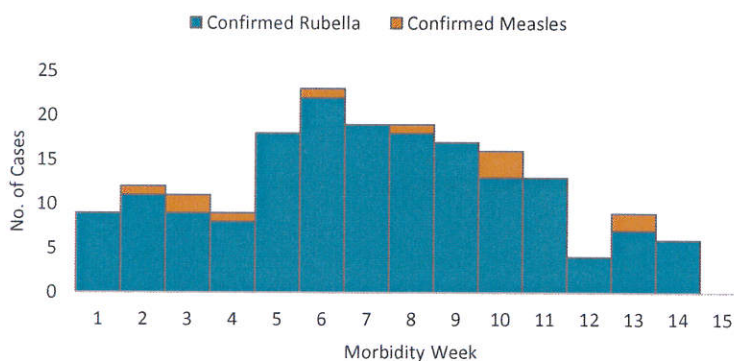
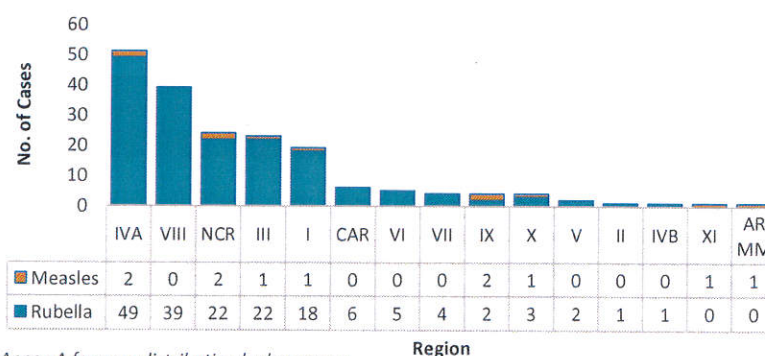


FIGURE 2. CONFIRMED MEASLES AND RUBELLA CASES BY REGION, PHILIPPINES, JANUARY 1 –APRIL 15, 2017 (n=185)



see Annex A for case distribution by barangay

FIGURE 3. CONFIRMED MEASLES CASES BY SEX, PHILIPPINES, JANUARY 1 – APRIL 15, 2017 (n=11)

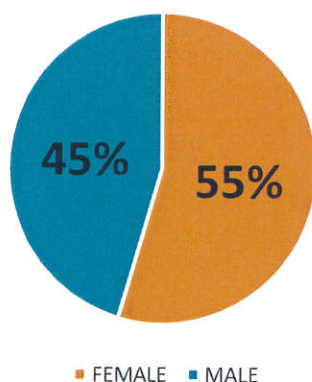
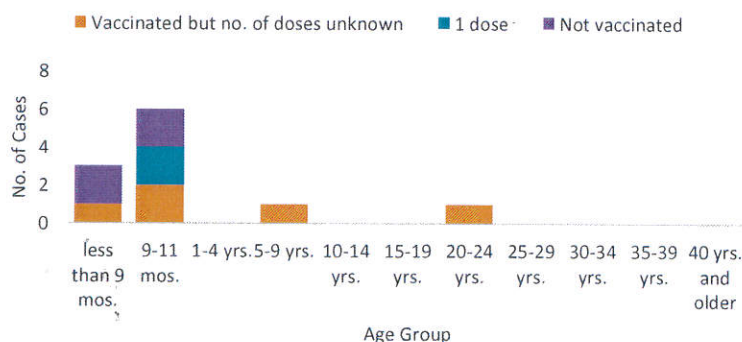


FIGURE 4. VACCINATION STATUS OF CONFIRMED MEASLES CASES BY AGE GROUP, PHILIPPINES, JANUARY 1 – APRIL 15, 2017 (n=11)





January 1 – April 15, 2017

Epidemiology Bureau
Public Health Surveillance Division

Profile of Cases: RUBELLA

FIGURE 5. CONFIRMED RUBELLA CASES BY SEX, PHILIPPINES, JANUARY 1 – APRIL 15, 2017 (n=174)

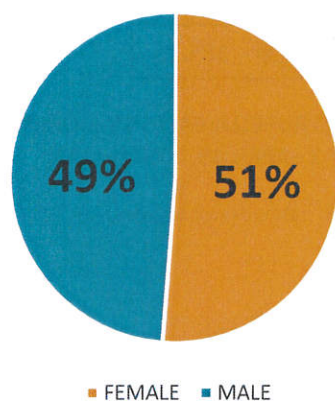
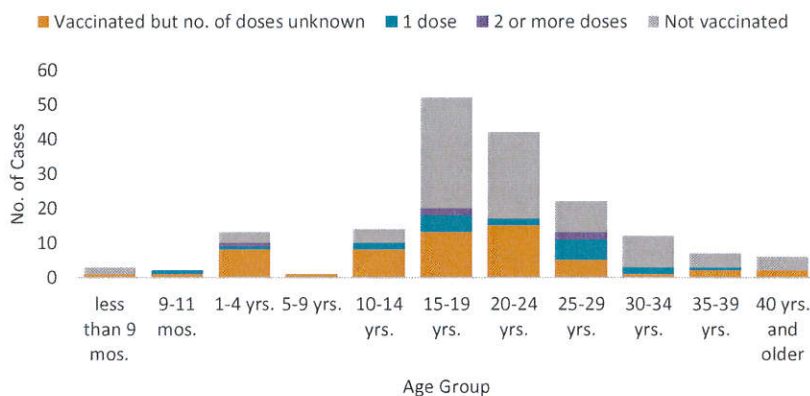


FIGURE 6. VACCINATION STATUS OF CONFIRMED RUBELLA CASES BY AGE GROUP, PHILIPPINES, JANUARY 1 – APRIL 15, 2017 (n=174)



Of the confirmed rubella cases, 89 cases or 51% were female (Figure 5). Majority of the confirmed rubella cases belonged to the 15-19 years old age group (29.89%), followed by the 20-24 years old age group (24.14%). Most (52.87%) of the cases were not vaccinated as shown in Figure 6. Basis of the vaccination status is the number of measles-containing vaccine received.

Measles and Rubella Clusters :

No new measles clusters identified for morbidity week 15. Two new rubella clusters were identified as follows:

MW	Region	Province	Muncity	Barangay	Place of Transmission	No. of Confirmed Cases	No. of Suspect Cases
7-10	IVA	Batangas	Batangas City	Kumintang Ilaya	School/Barangay	2	0
10-11	IVA	Cavite	Dasmariñas City	Salawag	Unknown	2	0

Eight rubella clusters were detected to date for year 2017. These cases were related in terms of place of residences and onset of symptoms, located in the same barangay or identified place of transmission (e.g. school in Northern Samar) and occurred within 4 consecutive weeks.

Editorial Board		
 IRMA L. ASUNCION, MD, MHA, CESO IV Director IV, Epidemiology Bureau	 GENESIS MAY J. SAMONTE, MD, PHSAE OIC-Division Chief, PHSD	 ALLAN P. IGNACIO Statistician II, PHSD
 JUNE CANTATA B. CORPUZ, RN Nurse III, PIDS National Coordinator	 JEZZA JONAH D. CRUCENA, RN Nurse III, VPDS National Coordinator	



January 1 – April 15, 2017

Epidemiology Bureau
Public Health Surveillance Division

ANNEX A. CONFIRMED MEASLES AND RUBELLA CASES BY BARANGAY

CONFIRMED MEASLES CASES PHILIPPINES, JANUARY 1 - APRIL 15, 2017 (n=11)					
REGION	PROVINCE	MUNCITY	BARANGAY	NO. OF CASES as of MW1-14	NO. OF NEW CASES (MW15)
01	PANGASINAN	DAGUPAN CITY	MAYOMBO	1	0
03	PAMPANGA	LUBAO	SANTA CRUZ	1	0
04A	CAVITE	TANZA	SANJA MAYOR	1	0
	RIZAL	ANTIPOLO CITY	SAN JOSE	1	0
09	ZAMBOANGA DEL SUR	ZAMBOANGA CITY	AYALA	1	0
			TUMAGA	1	0
10	MISAMIS ORIENTAL	MANTICAO	POBLACION	1	0
11	DAVAO DEL NORTE	ISLAND GARDEN CITY OF SAMAL	SAN ISIDRO (BABAK)	1	0
ARMM	BASILAN	LAMITAN	MATATAG	0	1
NCR	METRO MANILA	CALOOCAN CITY	BAGONG BARRIO	1	0
		MANILA CITY	TONDO	1	0
PHILIPPINES				10	1

CONFIRMED RUBELLA CASES PHILIPPINES, JANUARY 1 - APRIL 15, 2017 (n=174)					
REGION	PROVINCE	MUNCITY	BARANGAY	NO. OF CASES as of MW 1-14	NO. OF NEW CASES (MW15)
01	ILOCOS SUR	SAN VICENTE	SAN SEBASTIAN	1	0
		SANTA	BANAOANG	0	1
		VIGAN CITY	NAGSANGALAN	1	0
	LA UNION	ARINGAY	SANTA RITA EAST	0	1
		BANGAR	CADAPLI	1	0
		BAUANG	PAYOCPOC NORTE ESTE	1	0
			PAYOCPOC SUR	1	0
		SAN FERNANDO CITY	BARANGAY I (POB.)	1	0
			LINGSAT	1	0
	PANGASINAN	DAGUPAN CITY	BONUAN BOQUIG	1	0
			BONUAN GUESET	0	1
			LUCAO	1	0
			MANGIN	1	0
			NAGUILAYAN	1	0
		MANAOAG	BABASIT	1	0
		MANGATAREM	MACARANG	1	0
		SANTA BARBARA	TULIAO	1	0
		URDANETA CITY	NANCAMALIRAN WEST	1	0
2	ISABELA	SANTIAGO CITY	SAGANA	1	0
03	BATAAN	MARIVELES	BALON-ANITO	1	0
			CAMAYA	2	0



January 1 – April 15, 2017

Epidemiology Bureau
 Public Health Surveillance Division

CONFIRMED RUBELLA CASES PHILIPPINES, JANUARY 1 - APRIL 15, 2017 (n=174)					
REGION	PROVINCE	MUNCITY	BARANGAY	NO. OF CASES as of MW 1-14	NO. OF NEW CASES (MW15)
03	BATAAN	ORION	ARELLANO (POB.)	1	0
			GENERAL LIM (KAPUT)	1	0
	BULACAN	BALIUAG	SABANG	1	0
		MARILAO	CAMANSI PRENZA III	1	0
			LAMBAKIN	1	0
		SAN MIGUEL	BANTOG	1	0
		SANTA MARIA	SAN GABRIEL	0	1
	NUEVA ECIJA	SAN ANTONIO	PAPAYA	0	1
	PAMPANGA	MABALACAT CITY	AIRFORCE CITY	3	0
		SANTA ANA	SANTA MARIA	1	0
		SASMUAN	SAN PEDRO	1	0
	TARLAC	LA PAZ	DUMARAIS	1	0
	ZAMBALES	BOTOLAN	PORAC	1	0
		CANDELARIA	MALABON	1	0
		IBA	PALANGINAN	1	0
		SANTA CRUZ	NAULO	1	0
		SUBIC	ILWAS	1	0
04A	BATANGAS	BATANGAS CITY	BARANGAY 15 (POB.)	0	1
			BARANGAY 18 (POB.)	1	0
			BARANGAY 19	1	0
			BARANGAY 20 (POB.)	0	1
			CONCEPCION	1	0
			KUMINTANG ILAYA	1	1
			PALLOCAN KANLURAN	1	1
			PINAMUCAN IBABA	1	0
			SAN ISIDRO	1	0
			SAN MIGUEL	1	0
			SANTO DOMINGO	1	0
			SIMLONG	1	0
			TABANGAO DAO	1	0
			TINGA LABAK	1	0
			MUNTING PULO	1	0
		LIPA CITY	POBLACION BARANGAY 2	1	0
			SAMPAGUITA	1	0
			CALANSAYAN	1	0
		SAN JOSE	MAHABANG PARANG	1	0
		TAYSAN	MABAYABAS	1	0
	CAVITE	BACOOR CITY	MOLINO III	1	0
		DASMARIÑAS CITY	BUROL I	1	0



January 1 – April 15, 2017

Epidemiology Bureau
 Public Health Surveillance Division

CONFIRMED RUBELLA CASES PHILIPPINES, JANUARY 1 - APRIL 15, 2017 (n=174)					
REGION	PROVINCE	MUNCITY	BARANGAY	NO. OF CASES as of MW 1-14	NO. OF NEW CASES (MW15)
04A	CAVITE	DASMARIÑAS CITY	H-2	1	0
			MAGPAJO	0	1
			MALAGASANG II-G	0	1
			MANGAS I	0	1
			SALAWAG	1	1
			SAN ANTONIO DE PADUA I	1	0
			SAN FRANCISCO I	1	0
			SAN ISIDRO LABRADOR I	1	0
			SAN JUAN (SAN JUAN I)	1	0
			SAN LORENZO RUIZ II	1	0
			SAN LUIS II	1	0
			SAN NICOLAS I	1	0
			SAN NICOLAS IV	1	0
			SANTA CRUZ I	1	0
			SANTA LUCIA (SAN JUAN II)	1	0
			SANTA MARIA (BARANGAY 20)	1	0
			VICTORIA REYES	1	0
		IMUS CITY	TANZANG LUMA II	1	0
		TANZA	BIWAS	1	0
	LAGUNA	SAN PEDRO	SAN VICENTE	1	0
	QUEZON	LOPEZ	UNSPECIFIED	1	0
04B	PALAWAN	PUERTO PRINCESA CITY	SAN MIGUEL	1	0
05	CAMARINES NORTE	LABO	MALATAP	2	0
06	CAPIZ	TAPAZ	POBLACION	1	0
	ILOILO	PASSI CITY	MAN-IT	1	0
		SAN ENRIQUE	CAMIRI	1	0
07	CEBU	ENRIQUE B. MAGALONA	POBLACION II (BARANGAY 2)	1	0
			VALLADOLID	1	0
		CEBU CITY	PARI-AN	1	0
			PUNTA PRINCESA	1	0
		COMPOSTELA	LUPA	1	0
		MANDAUE CITY	TABOK	1	0



January 1 – April 15, 2017

Epidemiology Bureau
 Public Health Surveillance Division

CONFIRMED RUBELLA CASES PHILIPPINES, JANUARY 1 - APRIL 15, 2017 (n=174)					
REGION	PROVINCE	MUNCITY	BARANGAY	NO. OF CASES as of MW 1-14	NO. OF NEW CASES (MW15)
08	NORTHERN SAMAR	SAN ANTONIO	DALUPIRIT	18	0
			MANRAYA	7	2
			PILAR	5	0
			SAN NICOLAS	4	0
			VINISITAHAN	2	0
	SAMAR	CATBALOGAN	MAULONG	1	0
09	ZAMBOANGA DEL SUR	ZAMBOANGA CITY	BALIWASAN	1	0
			TALON-TALON	1	0
10	MISAMIS OCCIDENTAL	OZAMIS CITY	MALAUUBANG	1	0
		TANGUB CITY	BARANGAY VII - UPPER POLAO (POB.)	1	0
	MISAMIS ORIENTAL	CAGAYAN DE ORO CITY	PATAG	1	0
CAR	BENGUET	ATOK	ABIANG	1	0
		BAGUIO CITY	CAMP 7	1	0
			CAMP ALLEN	1	0
			POLIWES	1	0
			SANITARY CAMP, NORTH	1	0
		LA TRINIDAD	PICO	1	0
NCR	METRO MANILA	CALOOCAN CITY	BARANGAY 170	1	0
			BARANGAY 179	1	0
		MAKATI CITY	PITOGO	1	0
		MALABON CITY	TONSUYA	1	0
		MANDALUYONG CITY	PAG-ASA	1	0
		MANILA CITY	BARANGAY 399	1	0
			BINONDO	1	0
			BRGY. 33	1	0
			OLD SITE BASECO	1	0
			PACO	1	0
			SAMPALOC	1	0
			SANTA CRUZ	1	0
			DON GALO	1	0
		PARAÑAQUE CITY	SAN DIONISIO	1	0
			PASAY CITY	BRGY. 145	1
		QUEZON CITY	MARIANA	1	0
			PROJECT 4	2	0
		SAN JUAN CITY	ONSE	1	0
			WEST CRAME	3	0
		PHILIPPINES			