



Hand, Foot and Mouth Disease Cases

January-February 25, 2017

Epidemiology Bureau
 Public Health Surveillance Division

Trend in the Philippines

This report summarizes PIDSR HFMD surveillance activities nationwide. A total of **472** suspect hand, foot and mouth disease cases were reported nationwide from January 1 to February 25, 2017. This is **71.64%** higher compared to the same time period last year (**275**).

Fig. 1 Suspect Hand, Foot and Mouth Disease Cases by Morbidity Week Philippines, 2014-2017 (N=472)

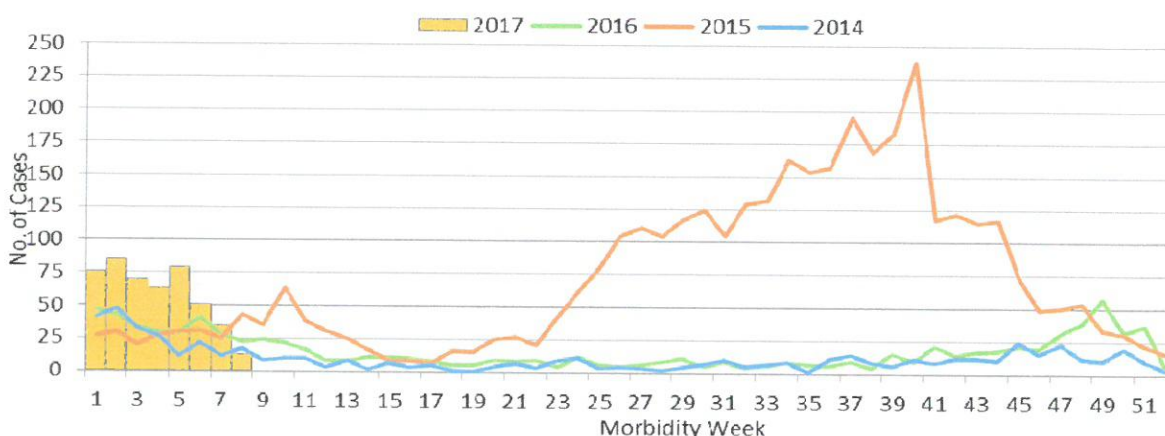
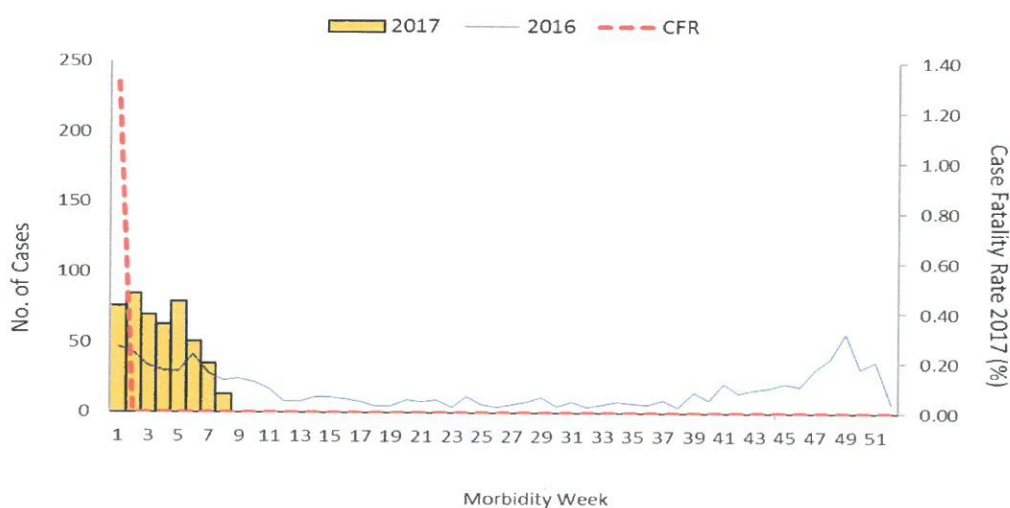


Fig. 2 Suspect Hand, Foot and Mouth Disease Cases by Morbidity Week, Philippines, as of February 25, 2017 2017 vs 2016 (N=472)



*NOTE: Case counts reported here do NOT represent the final number and are subject to change after inclusion of delayed reports and review of cases.



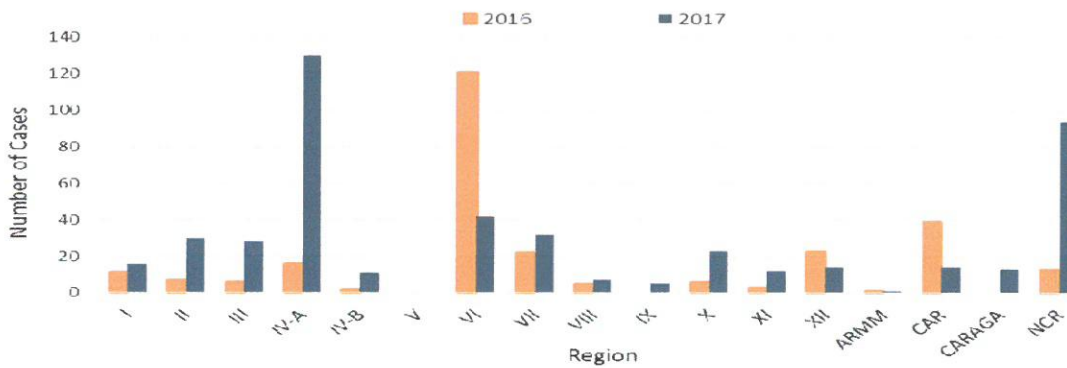
January-February 25, 2017

Epidemiology Bureau
 Public Health Surveillance Division

Geographic Distribution

Most of the cases were from the following regions: **Region IV-A** (27.54%), **NCR** (19.92%), **Region VI** (8.90%), **Region VII** (6.78%), and **Region II** (6.36%),(Fig.3).

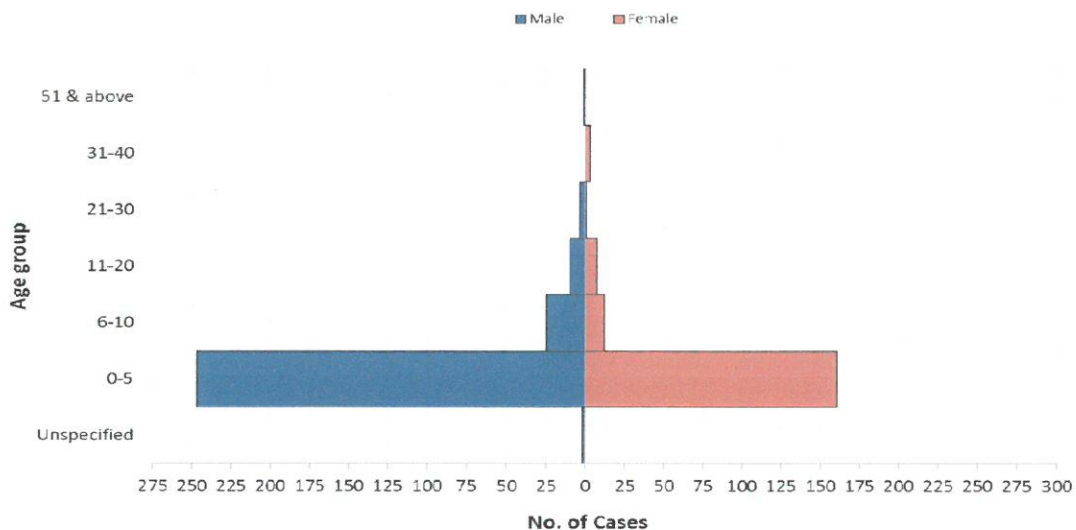
Fig. 3 Suspect Hand, Foot and Mouth Disease Cases by Region Philippines, 2017 vs 2016



Profile of Cases

Ages of cases ranged from less than 1 year old to 59 years old (median= 2 years). Majority of cases were male (61.2%). Most of the cases belonged to the 0 to 5 years age group (86.2%) (Fig. 4). There was one reported death of a suspect HFMD case from Region VII (CFR=0.25%). No specimen collection was done.

Fig. 4 Suspect Hand, Foot and Mouth Disease by Age Group and Sex Philippines, as of February 25, 2017 (N=472)



*NOTE: Case counts reported here do NOT represent the final number and are subject to change after inclusion of delayed reports and review of cases.



January-February 25, 2017 Epidemiology Bureau
Public Health Surveillance Division

HFMD Enterovirus Genus Distribution in the Philippines

Hand, foot, and mouth disease enterovirus genus data are based on the samples collected from the suspected HFMD cases in all regions of the Philippines from January 1- February 25, 2017. Out of 472 reported cases of HFMD, 69 (14.62%) cases were tested and of the tested cases, 51 (73.91%) cases were laboratory confirmed, and 18 (26.09%) cases were negative for enterovirus (Fig.6). Out of the confirmed HFMD cases, *Coxsackievirus A6*(CA6) (74.51%), *Coxsackievirus A16*(CA16) (0%), *Enterovirus* (EV) (25.53%) and *Enterovirus 71* (EV71) (1.96%) were detected (Fig.7).

Fig. 5 Confirmed HFMD cases by Region and Enterovirus Genus Philippines, as of February 25, 2017 (n=51)

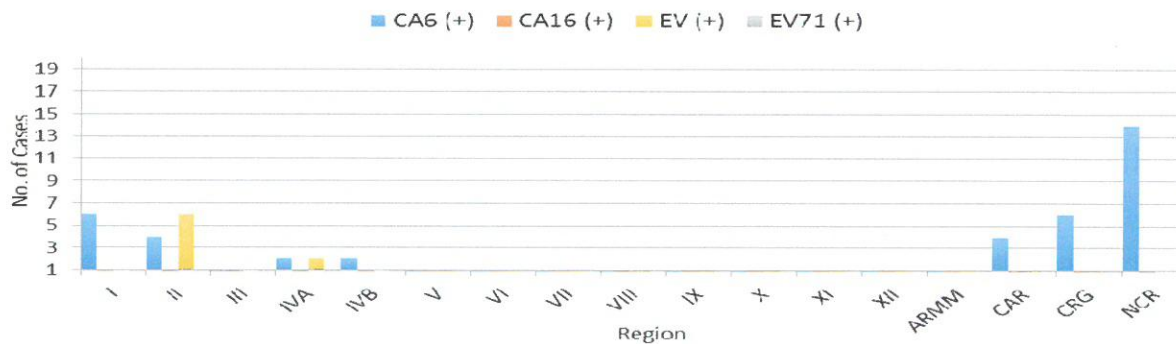


Table 1. Suspect Hand, Foot and Mouth Disease Cases & Deaths by Region Philippines, 2017 vs 2016

Region	Cases			Deaths			
	2017	2016	% Change	2017	CFR (%)	2016	CFR (%)
I	16	11	45.45	0	0.00	0	0.00
II	30	7	328.57	0	0.00	0	0.00
III	28	6	366.67	0	0.00	0	0.00
IV-A	130	16	712.50	0	0.00	0	0.00
IV-B	11	2	450.00	0	0.00	0	0.00
V	0	0	0.00	0	0.00	0	0.00
VI	42	121	-65.29	0	0.00	0	0.00
VII	32	22	45.45	1	3.13	0	0.00
VIII	7	5	40.00	0	0.00	0	0.00
IX	5	0	0.00	0	0.00	0	0.00
X	23	6	283.33	0	0.00	0	0.00
XI	12	3	300.00	0	0.00	0	0.00
XII	14	23	-39.13	0	0.00	0	0.00
ARMM	1	1	-97.44	0	0.00	0	0.00
CAR	14	39	0.00	0	0.00	0	0.00
CARAGA	13	0	0.00	0	0.00	0	0.00
NCR	94	13	0.00	0	0.00	0	0.00
Total	472	275	71.64	1	0.21	0	0.00

*NOTE: Case counts reported here do NOT represent the final number and are subject to change after inclusion of delayed reports and review of cases.



Hand, Foot and Mouth Disease Cases

January-February 25, 2017

Epidemiology Bureau
 Public Health Surveillance Division

Annex A - Clusters (Three or More Cases in a Barangay for the Past Four Consecutive Weeks)

Region	Province	Muncity	Barangay	Morbidity Week								TOTAL	
				1	2	3	4	5	6	7	8		
02	ISABELA	CAUAYAN CITY	MABANTAD	2	0	1	0	0	0	0	0	0	3
	NUEVA VIZCAYA	ALFONSO CASTANEDA	GALINTUJA	3	10	5	1	1	0	0	0	0	20
			LUBLUB (POB.)	0	0	3	2	0	0	0	0	0	5
03	BATAAN	ORION	KAPUNITAN	0	0	0	0	0	1	2	0	3	
04A	BATANGAS	BATANGAS CITY	BOLBOK	0	0	0	0	3	0	0	1	4	
	CAVITE	ALFONSO	TAYWANAK ILAYA	0	2	0	0	0	0	1	0	3	
		BACOR	MOLINO III	0	1	1	1	1	0	0	0	4	
	RIZAL	ANTIPOLO CITY	DALIG	0	0	1	1	0	0	0	1	3	
		RODRIGUEZ	SANTA CRUZ	0	0	0	0	2	1	0	0	3	
	MARINDUQUE	BOAC	UNSPECIFIED	5	3	2	2	3	1	1	1	18	
07	BOHOL	SAGBAYAN	TANZA	0	0	3	0	0	0	0	0	3	
			CANMAYA DIOT	1	0	0	1	1	0	0	0	3	
CARAGA	SURIGAO DEL NORTE	SURIGAO CITY	POBLACION	1	1	0	0	1	0	0	0	3	
			SAN JUAN	0	0	0	0	6	1	0	0	7	
NCR	METRO MANILA	MALABON CITY	TAÑONG (POB.)	2	1	0	0	0	0	0	0	3	
		MUNTINLUPA CITY	POBLACION	4	6	1	0	0	0	0	0	11	
		PATEROS	SANTA ANA	0	0	3	2	0	0	0	1	6	
		QUEZON CITY	BAGONG SILANGAN	0	1	1	0	1	0	0	0	3	


EDITORIAL BOARD


IRMA L. ASUNCION, MD, MHA, CESO IV
 Director IV, Epidemiology Bureau


GENESIS MAY J. SAMONTE, MD, MSc, PHSAE
 OIC-Division Chief PHSD


Allan P. Ignacio
 Statistician II


June B. Corpuz, RN
 PIDSR Program Manager


Jezza Jonah D. Crucena, RN
 VPD Program Manager

*NOTE: Case counts reported here do NOT represent the final number and are subject to change after inclusion of delayed reports and review of cases.