

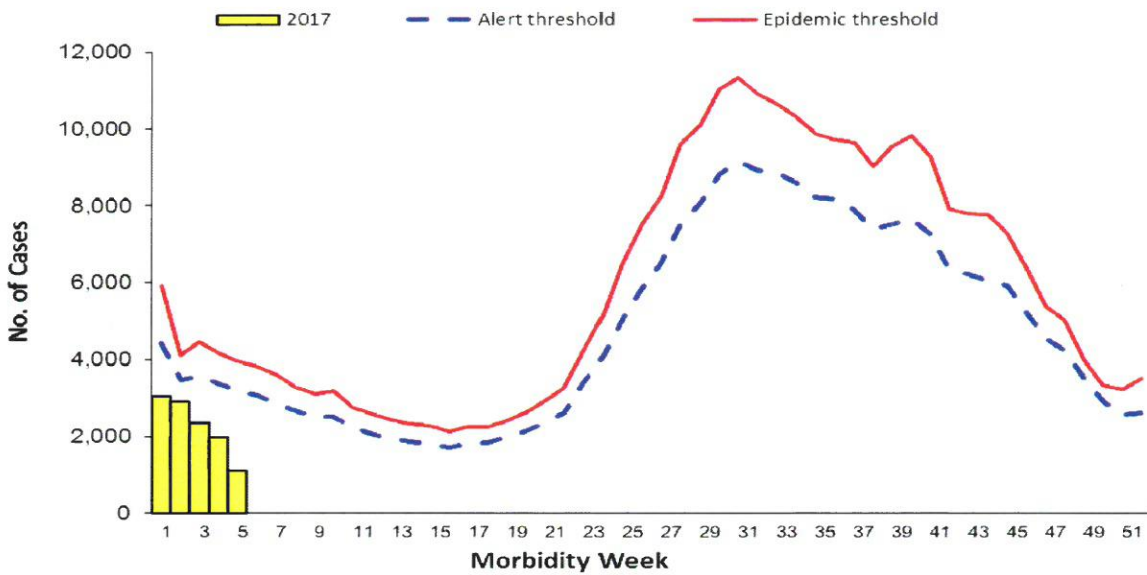


January 1 – February 4, 2017 Epidemiology Bureau
Public Health Surveillance Division

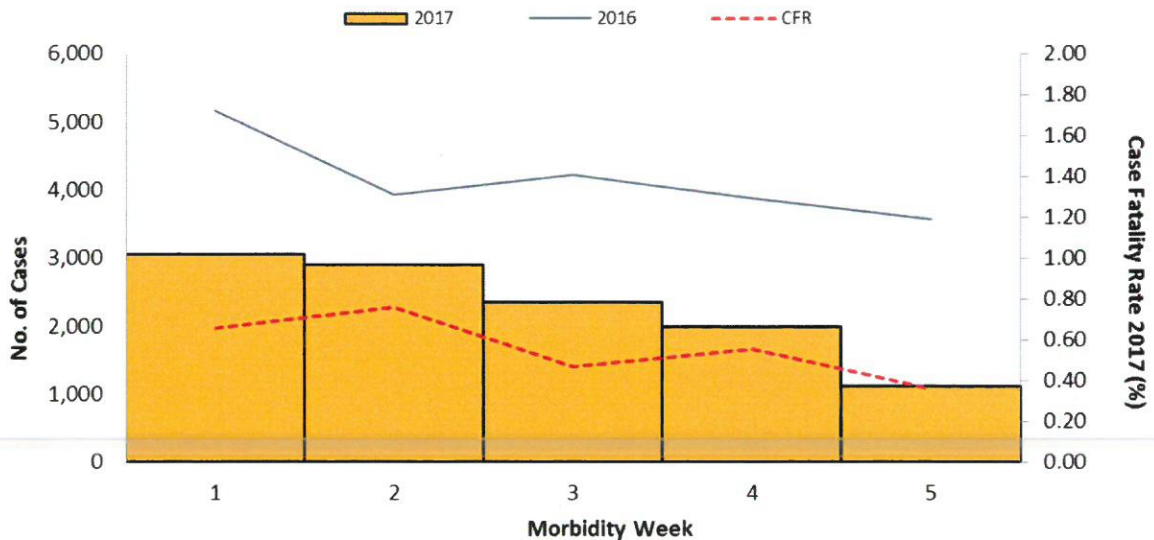
Trend in the Philippines

A total of **11,391** reported dengue cases were reported nationwide from January 1 to February 4, 2017. This is **45.1%** lower compared to the same time period last year (**20,736**)

**Fig. 1 Reported Dengue Cases by Morbidity Week
 Philippines, as of February 4, 2017* (N=11,391)**



**Fig. 2 Reported Dengue Cases by Morbidity Week,
 Philippines, as of February 4, 2017
 2017* vs 2016 (N=11,391)**



*NOTE: Case counts reported here do NOT represent the final number and are subject to change after inclusion of delayed reports and review of cases.



January 1 – February 4, 2017 Epidemiology Bureau
Public Health Surveillance Division

Geographic Distribution

Most of the cases were from the following regions: **Region III (15.8%), Region VII (13.3%), NCR (13.2%), Region IVA (13%) and Region XII (11.1%).**

Fig. 3 Reported Dengue Cases by Region Philippines, 2017* vs 2016 (N=11,391)

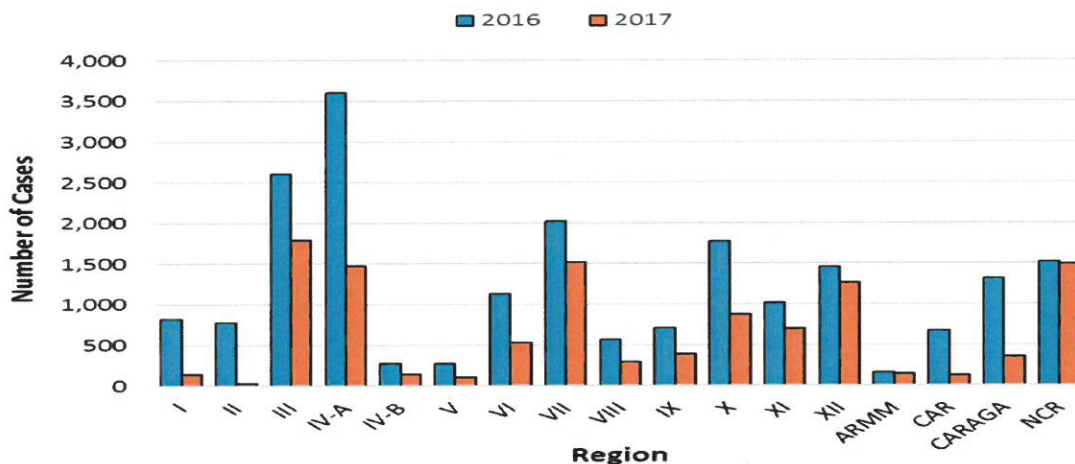
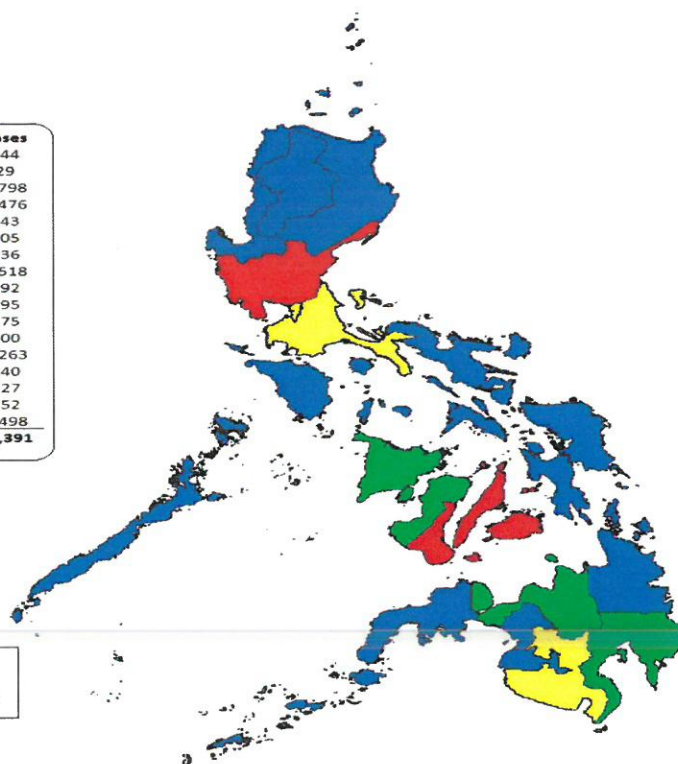


Fig. 4 Reported Dengue Cases as of February 4, 2017* (N=11,391)

Region	Cases
I	144
II	29
III	1,798
IVA	1,476
IVB	143
V	105
VI	536
VII	1,518
VIII	292
IX	395
X	875
XI	700
XII	1,263
ARMM	140
CAR	127
CARAGA	352
NCR	1,498
PHILIPPINES	11,391



Legend - Cases	
Blue	1.00 - 500.00
Green	500.01 - 1,000.00
Yellow	1,000.01 - 1,500.00
Red	1,500.01 +

*NOTE: Case counts reported here do NOT represent the final number and are subject to change after inclusion of delayed reports and review of cases.

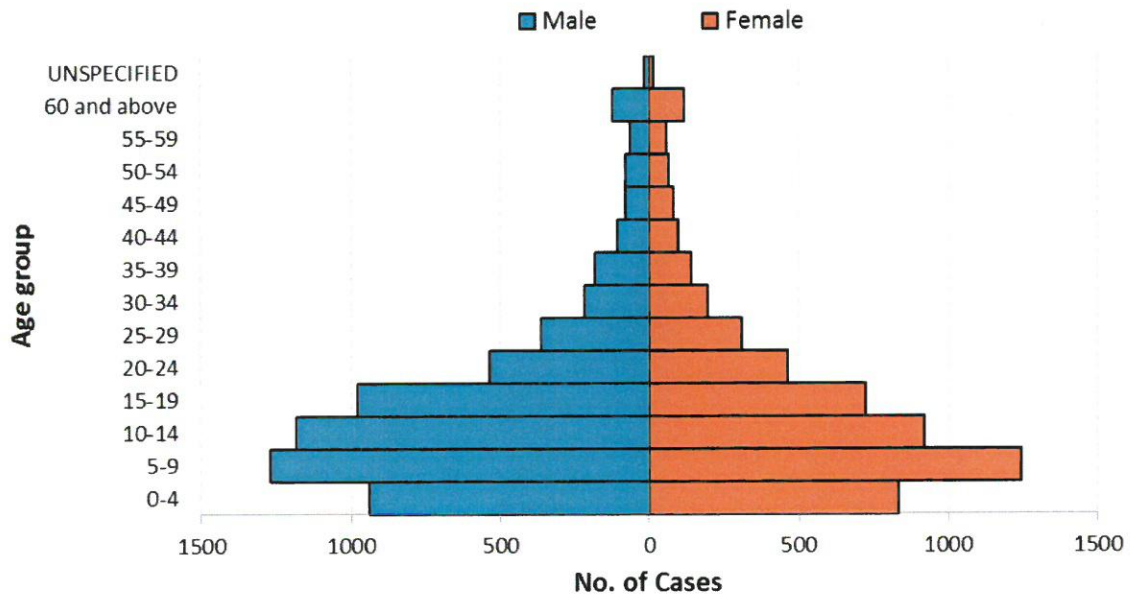


January 1 – February 4, 2017 Epidemiology Bureau
Public Health Surveillance Division

Profile of Cases

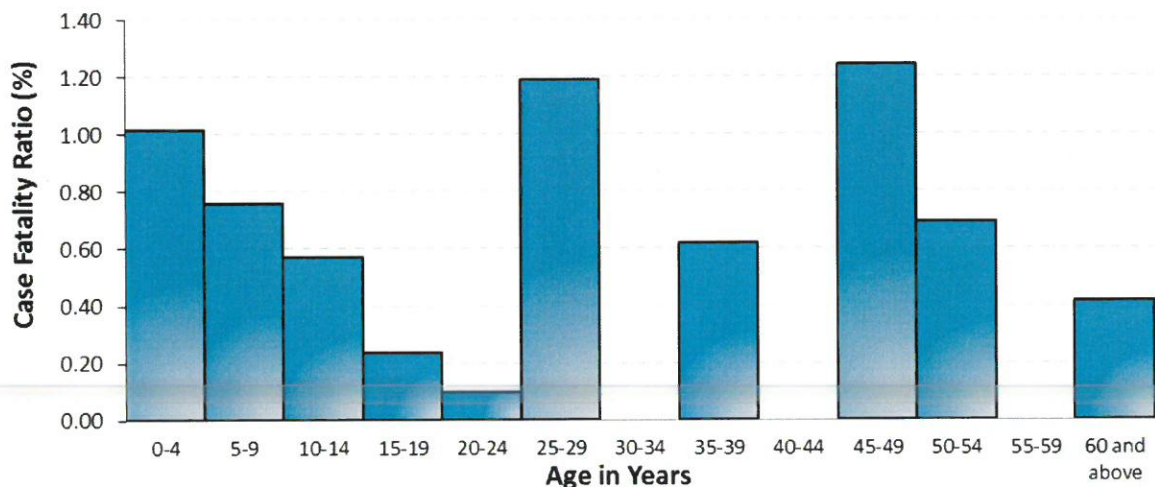
Ages of cases ranged from less than 1 month to 96 years old (median = 13 years). Majority of cases were male (53.6%). Most (22%) of the cases belonged to the 5 - 9 years age group.

**Fig.5 Reported Dengue Cases by Age Group and Sex
 Philippines, as of February 4, 2017* (N= 11,391)**



There were 68 deaths (CFR = 0.60%) reported. The age group that has the highest CFR is 45-49 years old (1.24%).

**Fig. 6 Reported Dengue Case Fatality Rate (CFR) by Age Group,
 Philippines, as of February 4, 2017* (n=68)**



*NOTE: Case counts reported here do NOT represent the final number and are subject to change after inclusion of delayed reports and review of cases.



January 1 – February 4, 2017 **Epidemiology Bureau**
Public Health Surveillance Division

Table 1. Dengue Cases & Deaths by Region
 Philippines, 2017* vs 2016

Region	Cases			Deaths			
	2017	2016	% Change	2017	CFR (%)	2016	CFR (%)
I	144	824	↓ -82.5	0	0.00	1	0.12
II	29	782	↓ -96.3	0	0.00	2	0.26
III	1,798	2,608	↓ -31.1	5	0.28	3	0.12
IV-A	1,476	3,610	↓ -59.1	12	0.81	18	0.50
IV-B	143	277	↓ -48.4	0	0.00	1	0.36
V	105	280	↓ -62.5	1	0.95	0	0.00
VI	536	1,135	↓ -52.8	5	0.93	2	0.18
VII	1,518	2,025	↓ -25.0	16	1.05	16	0.79
VIII	292	564	↓ -48.2	1	0.34	1	0.18
IX	395	711	↓ -44.4	1	0.25	2	0.28
X	875	1,779	↓ -50.8	4	0.46	5	0.28
XI	700	1,018	↓ -31.2	5	0.71	6	0.59
XII	1,263	1,457	↓ -13.3	8	0.63	9	0.62
ARMM	140	159	↓ -11.9	2	1.43	2	1.26
CAR	127	671	↓ -81.1	1	0.79	4	0.60
CARAGA	352	1,315	↓ -73.2	3	0.85	7	0.53
NCR	1,498	1,521	↓ -1.5	4	0.27	5	0.33
Total	11,391	20,736	↓ -45.1	68	0.60	84	0.41


EDITORIAL BOARD


 IRMA L. ASUNCION, MD, MHA, CESO IV
 Director IV, Epidemiology Bureau


 GENESIS MAY J. SAMONTE, MD, MSc, PHSAE
 OIC-Division Chief PHSD


 Alan P. Ignacio
 Statistician II


 June Cantata B. Corpuz, RN
 PIDSR Program Manager


 Jezza Jonah D. Crucena, RN
 VPD National Coordinator

*NOTE: Case counts reported here do NOT represent the final number and are subject to change after inclusion of delayed reports and review of cases.