



# Dengue Disease Surveillance Report



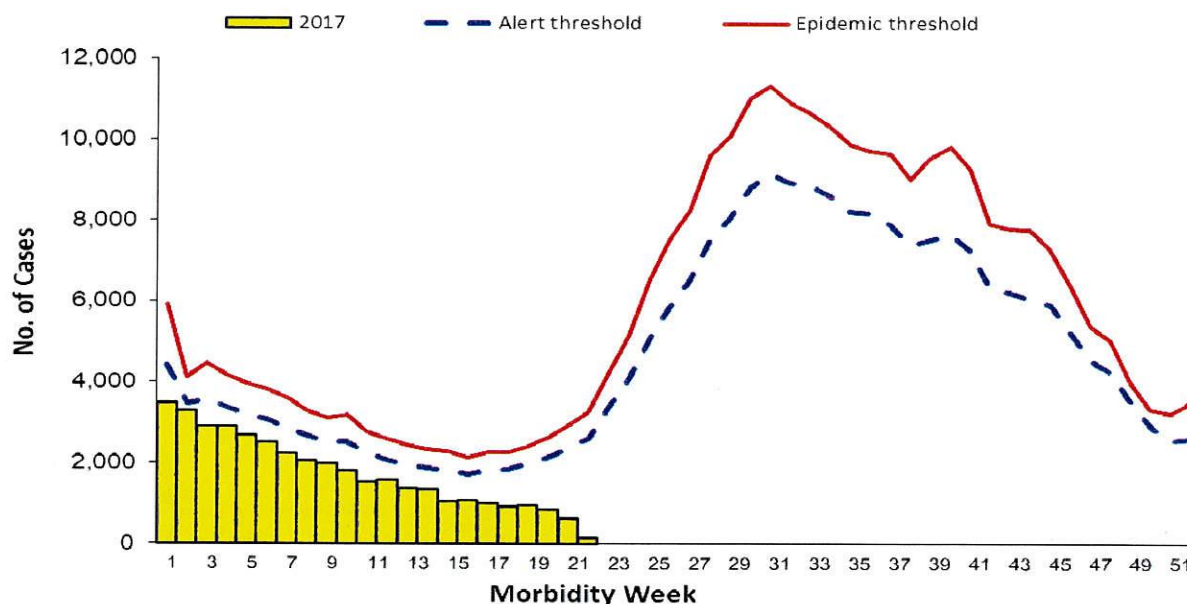
January 1 – June 3, 2017

Philippine Integrated Disease Surveillance and Response  
Public Health Surveillance Division

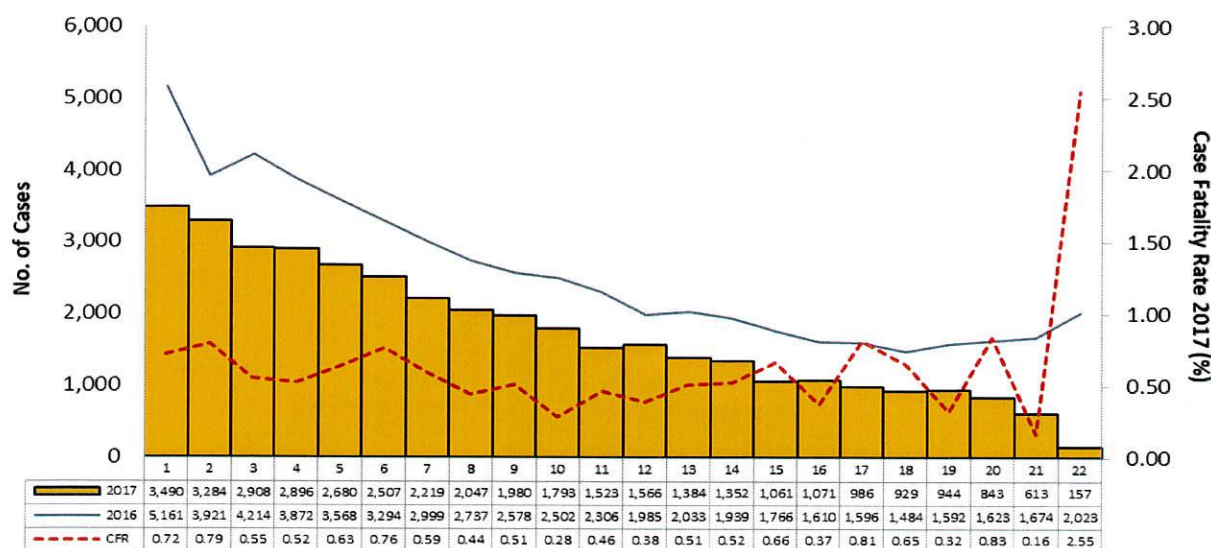
## Trend in the Philippines

A total of **38,233** reported dengue cases were reported nationwide from January 1 to June 3, 2017. This is **32.3%** lower compared to the same time period last year (**56,477**).

**Fig. 1 Reported Dengue Cases by Morbidity Week  
Philippines, January 1 – June 3, 2017\* (N=38,233)**



**Fig. 2 Reported Dengue Cases by Morbidity Week,  
Philippines, January 1 – June 3, 2017\*  
2017\* vs 2016 (N=38,233)**



\*NOTE: Case counts reported here do NOT represent the final number and are subject to change after inclusion of delayed reports and review of cases.



# Dengue Disease Surveillance Report



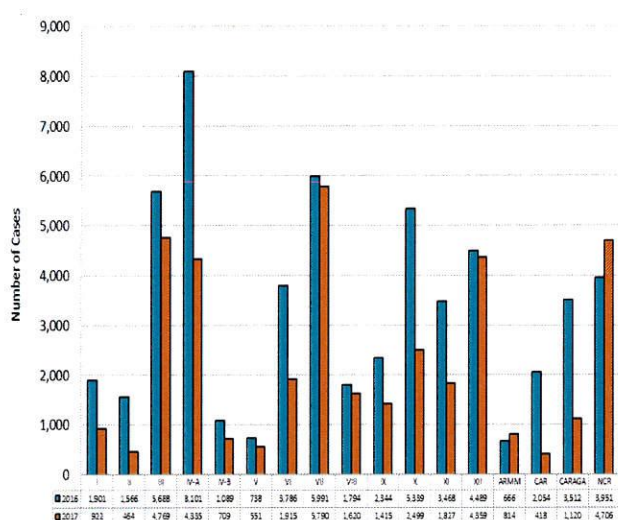
January 1 – June 3, 2017

Philippine Integrated Disease Surveillance and Response  
Public Health Surveillance Division

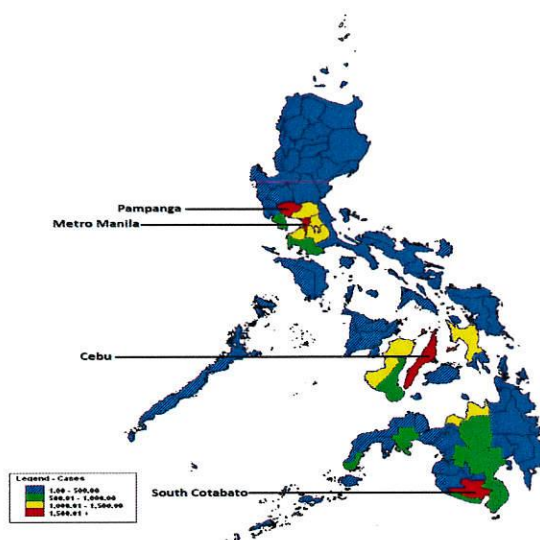
## Geographic Distribution

Most of the cases were from the following regions: **Region VII** (15.1%), **Region III** (12.5%), **NCR** (12.3%), **Region XII** (11.4%) and **Region IVA** (11.3%). Most of the cases were from following provinces: **Metro Manila** (12.3%), **Cebu** (11.7%), **South Cotabato** (6.6%) and **Pampanga** (5%)

**Fig. 3 Reported Dengue Cases by Region  
Philippines, 2017\* vs 2016 (N=38,233)**



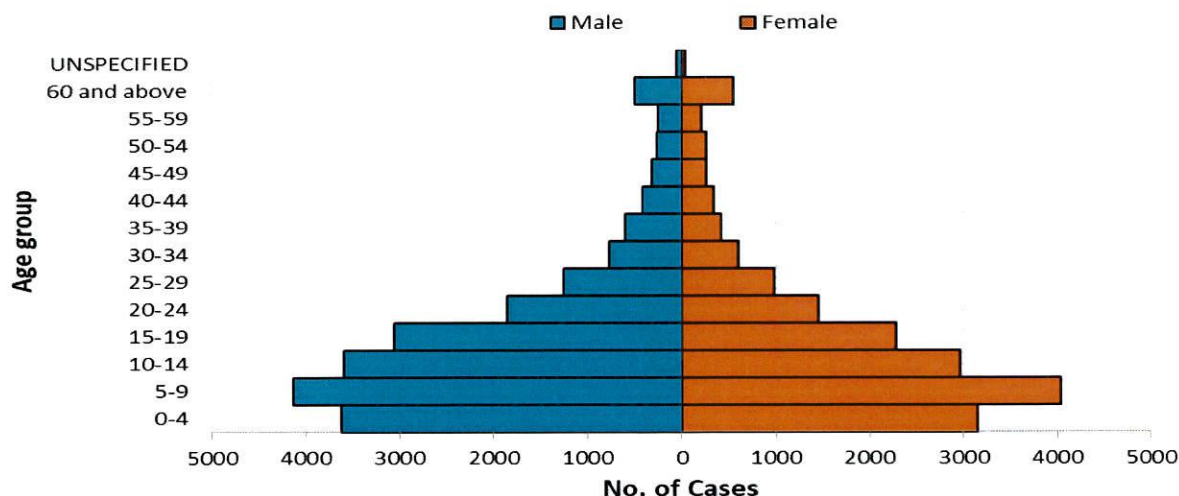
**Fig. 4 Reported Dengue Cases by Province  
Philippines, January 1 – June 3, 2017\* (N=38,233)**



## Profile of Cases

Ages of cases ranged from less than 1 month to 98 years old (median = 13 years). Majority of cases were male (54%). Most (21.4%) of the cases belonged to the 5 - 9 years age group.

**Fig.5 Reported Dengue Cases by Age Group and Sex  
Philippines, January 1 – June 3, 2017\* (N= 38,233)**



\*NOTE: Case counts reported here do NOT represent the final number and are subject to change after inclusion of delayed reports and review of cases.





# Dengue Disease Surveillance Report

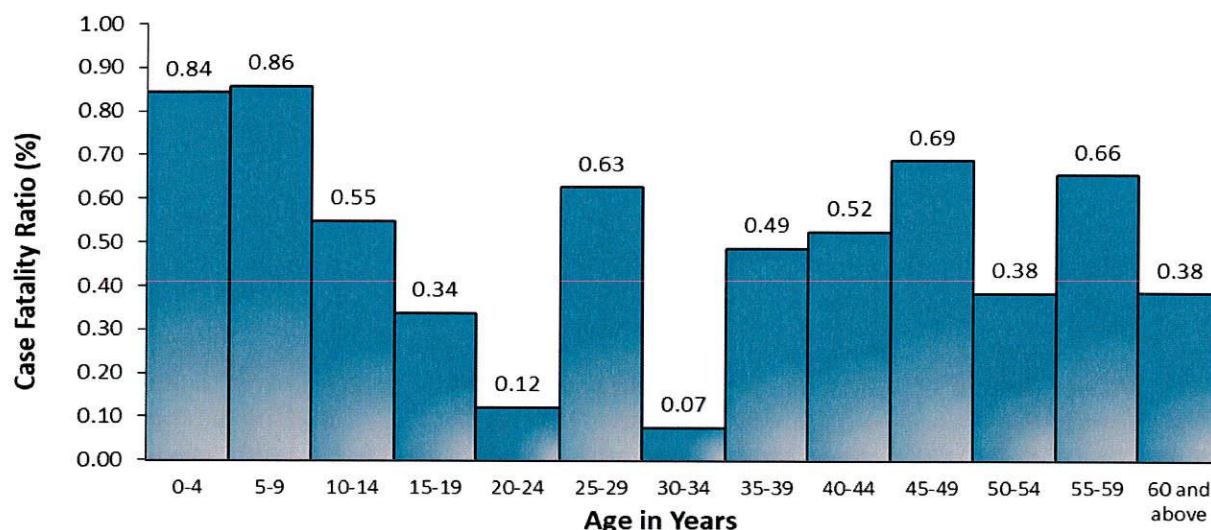


January 1 – June 3, 2017

Philippine Integrated Disease Surveillance and Response  
Public Health Surveillance Division

There were 222 deaths (CFR = 0.58%) reported. The age group that has the highest CFR is the 5-9 years old (0.86%) age group.

**Fig. 6 Reported Dengue Case Fatality Rate (CFR) by Age Group, Philippines, January 1 – June 3, 2017\* (n=222)**



**Table 1. Dengue Cases & Deaths by Region**  
Philippines, 2017\* vs 2016

Region	Cases			Deaths			
	2017	2016	% Change	2017	CFR (%)	2016	CFR (%)
I	922	1,901	↓ -51.5	4	0.43	4	0.21
II	464	1,566	↓ -70.4	5	1.08	4	0.26
III	4,769	5,688	↓ -16.2	16	0.34	11	0.19
IV-A	4,335	8,101	↓ -46.5	24	0.55	36	0.44
IV-B	709	1,089	↓ -34.9	0	0.00	11	1.01
V	551	738	↓ -25.3	4	0.73	4	0.54
VI	1,915	3,786	↓ -49.4	19	0.99	10	0.26
VII	5,790	5,991	↓ -3.4	52	0.90	48	0.80
VIII	1,620	1,794	↓ -9.7	7	0.43	7	0.39
IX	1,415	2,344	↓ -39.6	8	0.57	9	0.38
X	2,499	5,339	↓ -53.2	12	0.48	17	0.32
XI	1,827	3,468	↓ -47.3	14	0.77	30	0.87
XII	4,359	4,489	↓ -2.9	19	0.44	20	0.45
ARMM	814	666	↑ 22.2	7	0.86	16	2.40
CAR	418	2,054	↓ -79.6	1	0.24	7	0.34
CARAGA	1,120	3,512	↓ -68.1	4	0.36	15	0.43
NCR	4,706	3,951	↑ 19.1	26	0.55	15	0.38
<b>Total</b>	<b>38,233</b>	<b>56,477</b>	<b>↓ -32.3</b>	<b>222</b>	<b>0.58</b>	<b>264</b>	<b>0.47</b>

\*NOTE: Case counts reported here do NOT represent the final number and are subject to change after inclusion of delayed reports and review of cases.



# Dengue Disease Surveillance Report



January 1 – June 3, 2017

Philippine Integrated Disease Surveillance and Response  
Public Health Surveillance Division

## EDITORIAL BOARD

  
IRMA L. ASUNCION, MD, MHA, CESO IV  
Director IV, Epidemiology Bureau

  
GENESIS MAY J. SAMONTE, MD, MSc, PHSAE  
OIC-Division Chief, PHSD

MARIEL A. DEJESA, MD, MPM  
Medical Officer IV, PHSD

  
Allan P. Ignacio  
Statistician II

  
June Cantata B. Corpuz, RN  
PIDSR Program Manager

  
Jezza Jonah D. Crucena, RN  
VPD National Coordinator

\*NOTE: Case counts reported here do NOT represent the final number and are subject to change after inclusion of delayed reports and review of cases.