



January 1 – May 13, 2017

Epidemiology Bureau  
Public Health Surveillance Division

TABLE 1. SUMMARY OF CASES

VPD	2017		2016		% Change Reported	% Change Confirmed
	Reported	Confirmed	Reported	Confirmed		
Diphtheria	62	21	34	19	↑ 82.35	↑ 10.53

### DIPHTHERIA CASES

A total of **62** diphtheria cases were reported nationwide from January 1 to May 13, 2017. This is **82.35% higher** than last year (34 cases). Among the reported cases of diphtheria, **21 (33.87%) cases were confirmed** and **41 (66.13%) were probable**. Figure 1 presents the trend of diphtheria cases by case classification and morbidity week.

Most of the reported cases were from the following regions: **NCR** with 26 cases (41.94%), **Region IX** with 11 cases (17.74%) and **Region IV-A** with 10 cases (16.13%) as presented in Figure 2.

FIGURE 3. REPORTED DIPHTHERIA CASES BY SEX, PHILIPPINES, JANUARY 1 – MAY 13, 2017 (N=62)

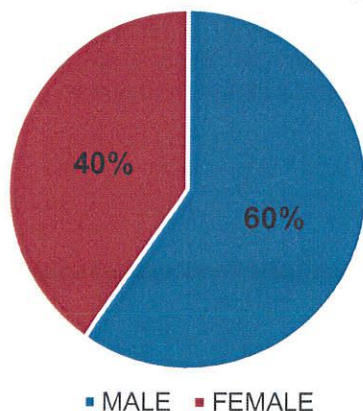


FIGURE 4. VACCINATION STATUS OF REPORTED DIPHTHERIA CASES BY AGE GROUP, PHILIPPINES, JANUARY 1 – MAY 13, 2017 (N=62)

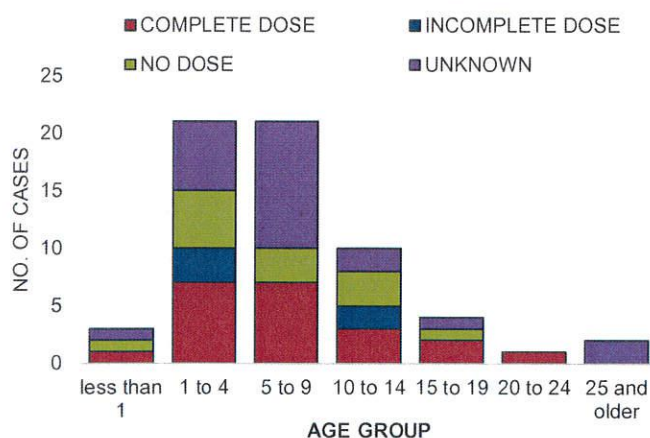


FIGURE 1. REPORTED DIPHTHERIA CASES BY CASE CLASSIFICATION AND MORBIDITY WEEK, PHILIPPINES, JANUARY 1 – MAY 13, 2017 (N=62)

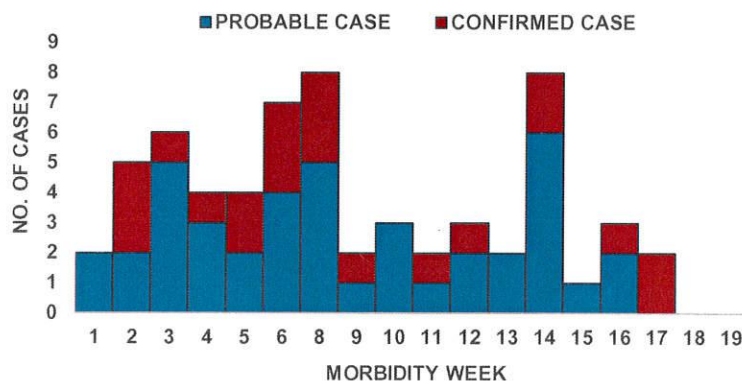
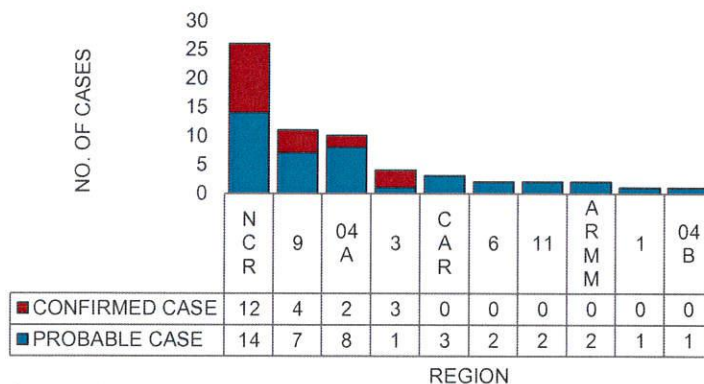


FIGURE 2. REPORTED DIPHTHERIA CASES BY CASE CLASSIFICATION AND REGION, PHILIPPINES, JANUARY 1 – MAY 13, 2017 (N=62)



see Annex A for case distribution by barangay

TABLE 2. DEATHS AMONG REPORTED DIPHTHERIA CASES BY REGION AND CASE CLASSIFICATION, PHILIPPINES, JANUARY 1 – MAY 13, 2017 (n=15)

REGION	DEATHS		
	CONFIRMED CASE	PROBABLE CASE	Total
3	1	0	1
04A	0	3	3
04B	0	1	1
6	0	1	1
9	1	2	3
11	0	2	2
ARMM	0	1	1
NCR	1	2	3
<b>PHILIPPINES</b>	<b>3</b>	<b>12</b>	<b>15</b>





January 1 – May 13, 2017

Epidemiology Bureau  
Public Health Surveillance Division

Thirty seven (60%) out of the 62 reported diphtheria were male (Figure 3). Majority of the reported diphtheria cases belonged to 1 to 9 year old age group (42, 67.74%). Immunization status of most (23, 37.10%) of the cases were not known while 21 (33.87%) received complete dose of DPT as shown in Figure 4. In Table 2, there were 15 deaths reported. Of these, 3 were confirmed and 12 were probable.

FIGURE 5. CONFIRMED DIPHTHERIA CASES BY SEX, PHILIPPINES, JANUARY 1 – MAY 13, 2017 (n=21)

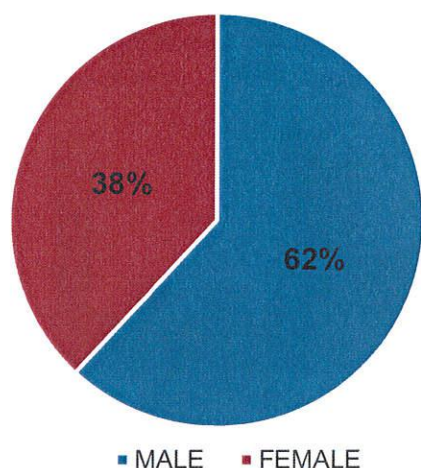
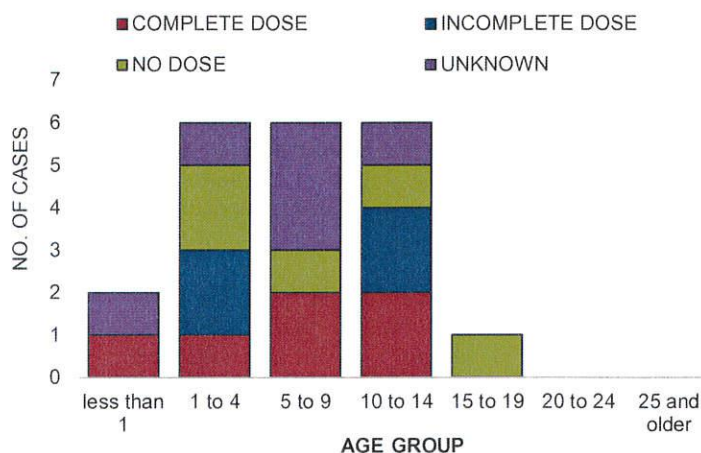


FIGURE 6. VACCINATION STATUS OF CONFIRMED DIPHTHERIA CASES BY AGE GROUP, PHILIPPINES, JANUARY 1 – MAY 13, 2017 (n=21)



Thirteen (62%) out of the 21 confirmed diphtheria were male (Figure 5). Majority of the confirmed diphtheria cases belonged to 1 to 14 year old age group (18, 85.71%). Immunization status of most (6, 28.57%) of the cases were not known, same with confirmed cases who receive complete DPT dose. Five (23.81%) cases did not receive any dose of DPT and 4 other cases received incomplete dose as shown in Figure 6.

#### DIPHTHERIA CLUSTERS

No diphtheria clusters identified.

#### Editorial Board

IRMA L. ASUNCION, MD, MHA, CESO IV  
Director IV, Epidemiology Bureau

GENESIS MAY J. SAMONTE, MD, MSc, PHSAE  
OIC-Division Chief, PHSD

MARIEL A. DEJESA, MD, MPM  
Medical Officer IV, PHSD

JUNE CANTATA B. CORPUZ, RN  
Nurse III, PIDSR National Coordinator

JEZZA JONAH D. CRUCENA, RN  
Nurse III, VPDS National Coordinator

ALLAN P. IGNACIO  
Statistician II, PHSD



January 1 – May 13, 2017

Epidemiology Bureau  
 Public Health Surveillance Division

**ANNEX A. REPORTED DIPHTHERIA CASES BY BARANGAY**

REPORTED DIPHTHERIA CASES PHILIPPINES, JANUARY 1 - MAY 13, 2017 (N=62)					
REGION	PROVINCE	MUNCITY	BARANGAY	NO. OF CASES as of MW 1-18	NO. OF NEW CASES (MW19)
01	PANGASINAN	VILLASIS	TOMBOD	1	0
03	BULACAN	MARILAO	LOMA DE GATO	1	0
		PULILAN	SANTA PEREGRINA	1	0
	NUEVA ECIJA	SCIENCE CITY OF MUÑOZ	UNSPECIFIED	1	0
	ZAMBALES	SAN MARCELINO	CONSUELO NORTE	1	0
04A	CAVITE	BACOR	MOLINO VI	1	0
			P.F. ESPIRITU V	1	0
		DASMARIÑAS	SANTO NIÑO II	1	0
		GENERAL TRIAS	MANGGAHAN	1	0
		SILANG	UNSPECIFIED	1	0
	LAGUNA	LOS BAÑOS	SAN ANTONIO	1	0
		SAN PABLO CITY	SAN FRANCISCO	1	0
	QUEZON	LOPEZ	MAL-AY	1	0
		LUCENA CITY	DALAHICAN	1	0
	RIZAL	ANTIPOLO CITY	SAN ROQUE (POB.)	1	0
04B	OCCIDENTAL MINDORO	LUBANG	MALIIG	1	0
06	ILOILO	ILOILO CITY	SANTA CRUZ	1	0
		LEGANES	UNSPECIFIED	0	1
09	BASILAN	ISABELA CITY	SEASIDE (POB.)	1	0
	ZAMBOANGA DEL SUR	ZAMBOANGA CITY	CAWIT	2	0
			LABUAN	1	0
			MAMPANG	2	0
			SANTA CATALINA	1	0
			TALISAYAN	1	0
			TALON-TALON	1	0
			TETUAN	1	0
			TIGTABON	1	0
	DAVAO DEL SUR	DAVAO CITY	BUNAWAN (POB.)	1	0
			LUBOGAN	1	0
ARMM	MAGUINDANAO	BULUAN	UNSPECIFIED	1	0
		SHARIFF AGUAK	LABU-LABU	1	0





January 1 – May 13, 2017

Epidemiology Bureau  
 Public Health Surveillance Division

**ANNEX A. REPORTED DIPHTHERIA CASES BY BARANGAY, continuation**

REPORTED DIPHTHERIA CASES PHILIPPINES, JANUARY 1 - MAY 13, 2017 (N=62)					
REGION	PROVINCE	MUNCITY	BARANGAY	NO. OF CASES as of MW 1-18	NO. OF NEW CASES (MW19)
CAR	BENGUET	BAGUIO CITY	HOLY GHOST EXTENSION	1	0
		TUBA	TWIN PEAKS	1	0
	IFUGAO	KIANGAN	HUCAB	1	0
NCR	METRO MANILA	CALOOCAN CITY	176-PH8A	1	0
			UNSPECIFIED	0	1
		LAS PIÑAS CITY	MANUYO UNO	1	0
		MAKATI CITY	PIO DEL PILAR	1	0
		MALABON CITY	BARITAN	1	0
			CONCEPCION	1	0
			LONGOS	1	0
		MANILA	BARANGAY 1	1	0
			BARANGAY 106	1	0
			PACO	1	0
			UNSPECIFIED	1	0
		MUNTINLUPA CITY	ALABANG	1	0
		NAVOTAS	SAN ROQUE	1	0
		PARAÑAQUE CITY	UNSPECIFIED	1	0
		PASAY CITY	BARANGAY 55	1	0
		QUEZON CITY	COMMONWEALTH	1	0
			HOLY SPIRIT	1	0
			NOVALICHES PROPER	1	0
			SAN ISIDRO	1	0
			UNSPECIFIED	1	0
		TAGUIG CITY	BARANGAY 31	1	0
			IBAYO-TIPAS	1	0
			LOWER BICUTAN	0	1
			USUSAN	1	0
		VALENZUELA CITY	MALANDAY	0	1
			MARULAS	1	0
PHILIPPINES				58	4