

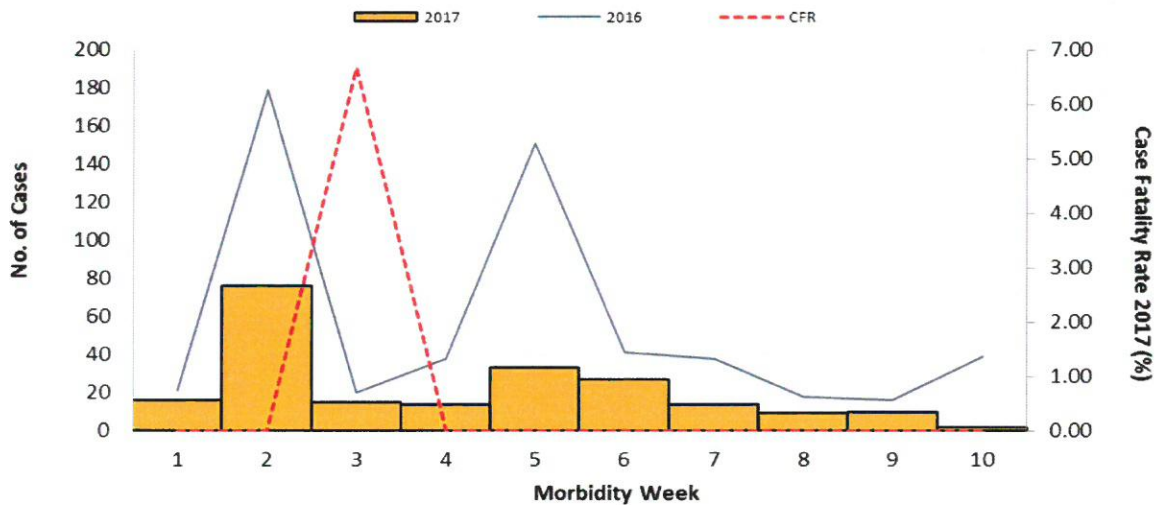


**January 1 – March 11, 2017** Epidemiology Bureau  
Public Health Surveillance Division

### Trend in the Philippines

A total **216** chikungunya cases were reported nationwide from January 1 to March 11, 2017. This is **61.5%** lower compared to the same time period last year (**561**).

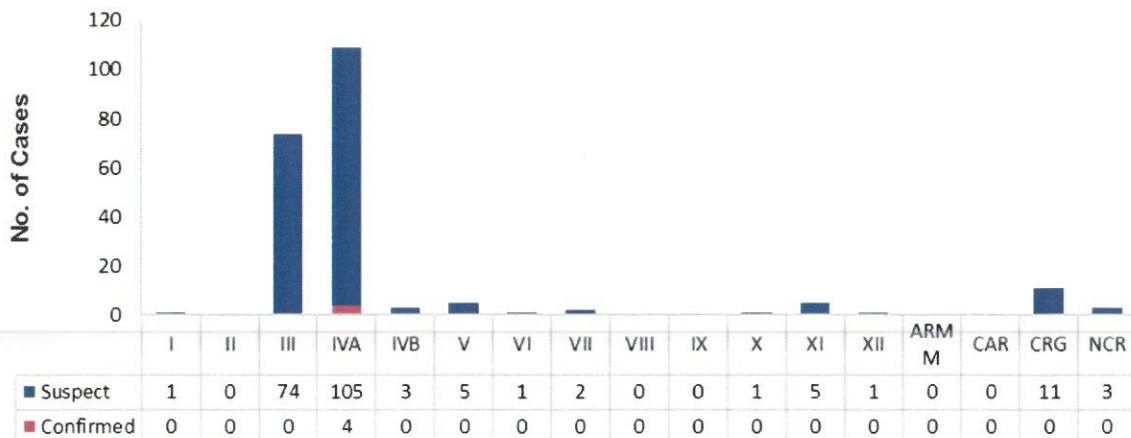
**Fig. 1 Reported Chikungunya Cases by Morbidity Week, Philippines, as of March 11, 2017 (N=216)**



### Geographic Distribution

Most of the suspect cases were from the following regions: **Region IV-A** (49.53%), **Region VIII** (34.91%), **CARAGA** (5.19%), **Region V & Region XI** (2.36%). All of the confirmed chikungunya cases were from **Region IV-A** (100%).

**Fig. 2 Chikungunya Cases by Region and Case Classification Philippines, as of March 11, 2017 (N=216)**



\*NOTE: Case counts reported here do NOT represent the final number and are subject to change after inclusion of delayed reports and review of cases.



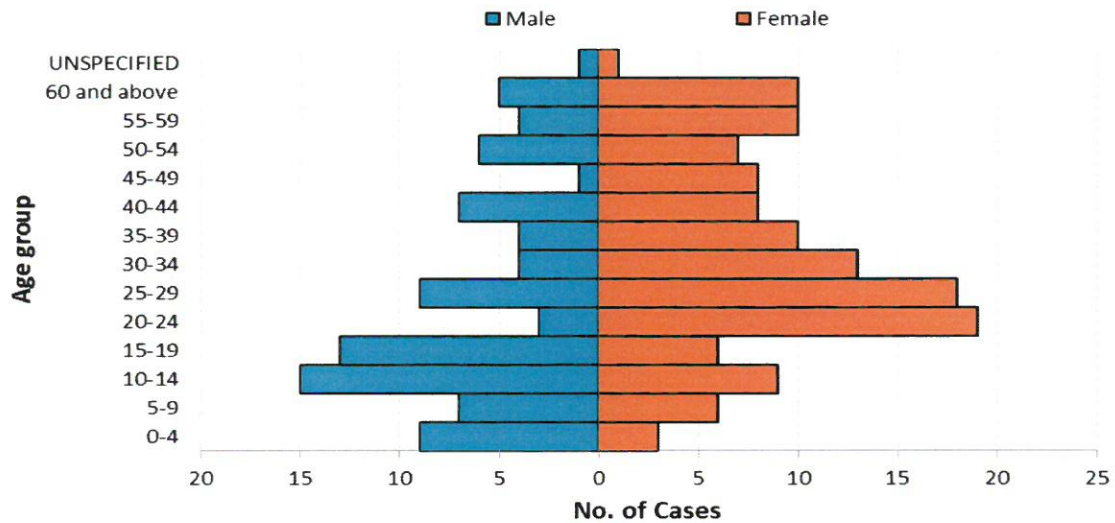
January 1 – March 11, 2017

Epidemiology Bureau  
 Public Health Surveillance Division

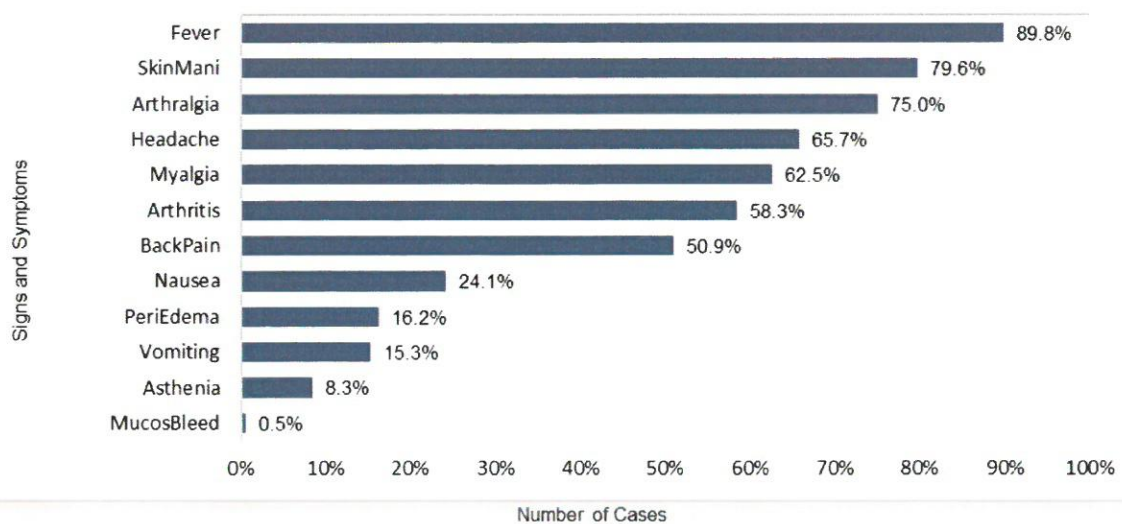
### Profile of Suspect Cases

Ages of cases ranged from less than 1 month to 88 years old (median = 27 years). Majority of cases were females (59.3%). Most (12.5%) of the cases belonged to the 25-29 years age group.

**Fig. 3 Suspect Chikungunya Cases by Age Group and Sex  
 Philippines, as of March 11, 2017 (N=216)**



**Fig. 4 Signs and Symptoms Experienced by Suspect Chikungunya Cases,  
 Philippines, as of March 11, 2017\*\***



\*\*multiple responses

\*NOTE: Case counts reported here do NOT represent the final number and are subject to change after inclusion of delayed reports and review of cases.




January 1 – March 11, 2017

Epidemiology Bureau  
 Public Health Surveillance Division

**Table 1. Reported Chikungunya Cases & Deaths by Region**  
 Philippines, 2017\* vs 2016

| Region       | Cases      |            |                | Deaths   |             |          |             |
|--------------|------------|------------|----------------|----------|-------------|----------|-------------|
|              | 2017       | 2016       | % Change       | 2017     | CFR (%)     | 2016     | CFR (%)     |
| I            | 1          | 119        | ↓ -99.2        | 0        | 0.00        | 0        | 0.00        |
| II           | 0          | 0          | → 0.0          | 0        | -           | 0        | -           |
| III          | 74         | 1          | ↑ 7300.0       | 0        | 0.00        | 0        | 0.00        |
| IV-A         | 109        | 291        | ↓ -62.5        | 1        | 0.92        | 0        | 0.00        |
| IV-B         | 3          | 15         | ↓ -80.0        | 0        | 0.00        | 0        | 0.00        |
| V            | 5          | 10         | ↓ -50.0        | 0        | 0.00        | 0        | 0.00        |
| VI           | 1          | 15         | ↓ -93.3        | 0        | 0.00        | 0        | 0.00        |
| VII          | 2          | 4          | ↓ -50.0        | 0        | 0.00        | 0        | 0.00        |
| VIII         | 0          | 30         | ↓ -100.0       | 0        | -           | 0        | 0.00        |
| IX           | 0          | 3          | ↓ -100.0       | 0        | -           | 0        | 0.00        |
| X            | 1          | 19         | ↓ -94.7        | 0        | 0.00        | 0        | 0.00        |
| XI           | 5          | 8          | ↓ -37.5        | 0        | 0.00        | 0        | 0.00        |
| XII          | 1          | 0          | ↑ 100.0        | 0        | 0.00        | 0        | -           |
| ARMM         | 0          | 0          | → 0.0          | 0        | -           | 0        | -           |
| CAR          | 0          | 0          | → 0.0          | 0        | -           | 0        | -           |
| CARAGA       | 11         | 46         | ↓ -76.1        | 0        | 0.00        | 0        | 0.00        |
| NCR          | 3          | 0          | ↑ 300.0        | 0        | 0.00        | 0        | -           |
| <b>Total</b> | <b>216</b> | <b>561</b> | <b>↓ -61.5</b> | <b>1</b> | <b>0.46</b> | <b>0</b> | <b>0.00</b> |


### EDITORIAL BOARD

  
 IRMA L. ASUNCION, MD, MHA, CESO IV  
 Director IV, Epidemiology Bureau

  
 GENESIS MAY J. SAMONTE, MD, MSc, PHSAE  
 OIC, Division Chief PHSD

  
 Allan P. Ignacio  
 Statistician II

  
 June Cantata B. Corpuz, RN  
 PIDS Program Manager

  
 Jezza Jonah D. Crucena, RN  
 VPD National Coordinator