



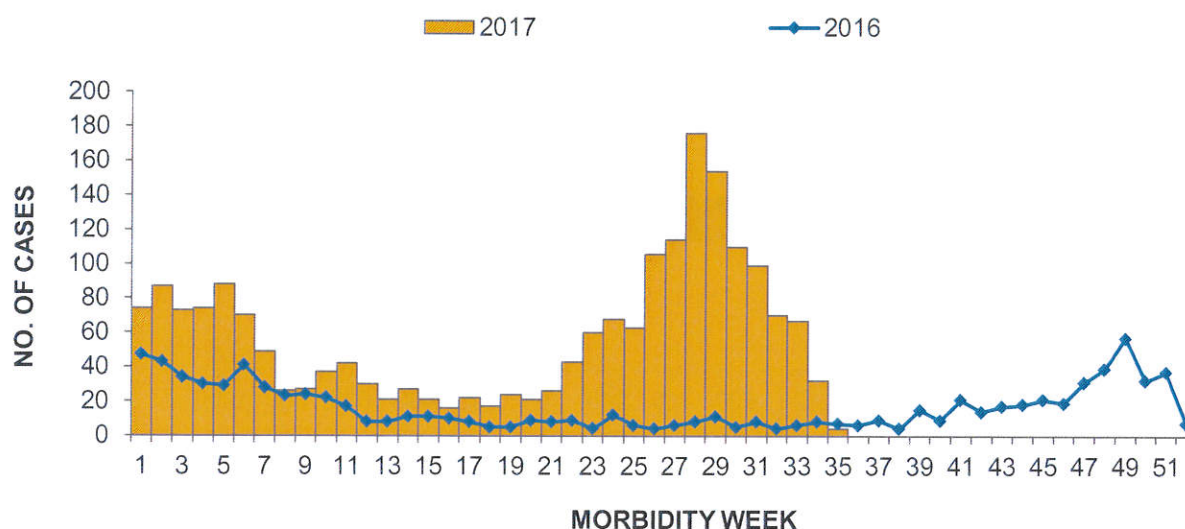
January 1 – September 2, 2017

Epidemiology Bureau
Public Health Surveillance Division

TRENDS IN THE PHILIPPINES

This report summarizes Philippine Integrated Disease Surveillance and Response (PIDSR) Hand, Foot and Mouth Disease (HFMD) surveillance activities nationwide. A total of **2,038** suspect and confirmed hand, foot and mouth disease cases were reported nationwide from January 1 to September 2, 2017. This is **286.72%** higher compared to the same time period last year (**527**).

Fig. 1 Reported Hand, Foot and Mouth Disease Cases by Morbidity Week 2016 vs 2017*
Philippines, as of September 2, 2017 (N=2,038)



GEOGRAPHIC DISTRIBUTION

The number of HFMD cases vary by region. Table 1 shows the distribution of reported HFMD cases and deaths by region in comparison to the same time period last year. There is an increase in the number of reported cases in all regions. Among the reported cases, 1 case have died from Region 7 with a CFR of 0.05%. No specimen collection done to the case.

Majority of the reported HFMD cases came from Region 6 (520 cases, 25.52%), NCR (262 cases, 12.86%) and Region 4A (229 cases, 11.24%).

Table 1. Reported Hand, Foot and Mouth Disease Cases & Deaths by Region 2016 vs 2017, Philippines, as of September 2, 2017 (N=2,038)

Region	Cases			Deaths			
	2017	2016	% Change	2017	CFR (%)	2016	CFR (%)
I	80	13	↑515.38	0	0.00	0	0.00
II	156	12	↑1200.00	0	0.00	0	0.00
III	109	14	↑678.57	0	0.00	0	0.00
IV-A	229	42	↑445.24	0	0.00	0	0.00
IV-B	56	5	↑1020.00	0	0.00	0	0.00
V	6	0	↑600.00	0	0.00	0	0.00
VI	520	187	↑178.07	0	0.00	0	0.00
VII	120	47	↑155.32	1	0.83	0	0.00
VIII	53	7	↑657.14	0	0.00	0	0.00
IX	18	5	↑260.00	0	0.00	0	0.00
X	106	46	↑130.43	0	0.00	0	0.00
XI	23	14	↑64.29	0	0.00	0	0.00
XII	38	35	↑8.57	0	0.00	0	0.00
ARMM	3	1	↑200.00	0	0.00	0	0.00
CAR	116	63	↑84.13	0	0.00	0	0.00
CARAGA	143	2	↑7050.00	0	0.00	0	0.00
NCR	262	34	↑670.59	0	0.00	1	2.94
PHILIPPINES	2038	527	↑286.72	1	0.05	1	0.19



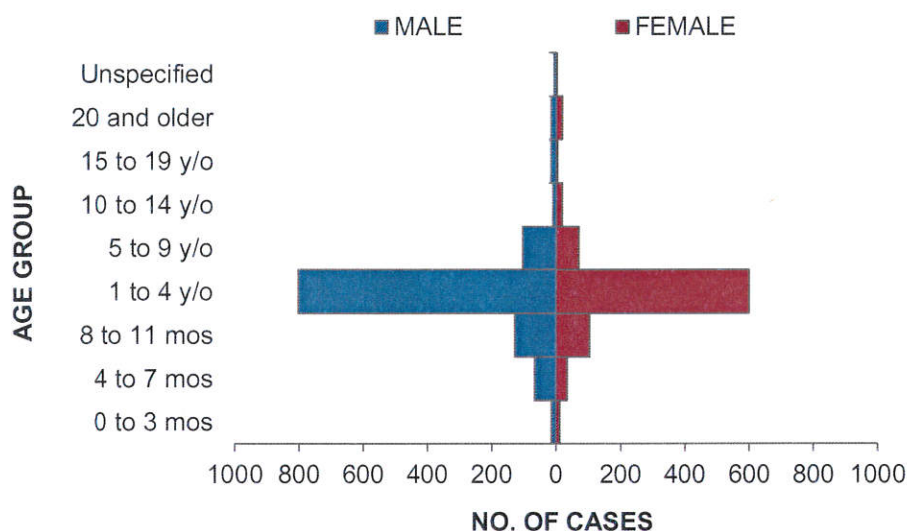
January 1 – September 2, 2017

Epidemiology Bureau
Public Health Surveillance Division

PROFILE OF CASES

In Figure 2, there are 1,174 (57.61%) males and 864 (42.39%) females and majority of the HFMD cases belonged to the 1 to 4 age group with 1,403 (68.84%) cases and median of 1 year old.

Fig. 2 Reported Hand, Foot and Mouth Disease Cases by Age Group & Sex, Philippines, as of September 2, 2017 (N=2,038)

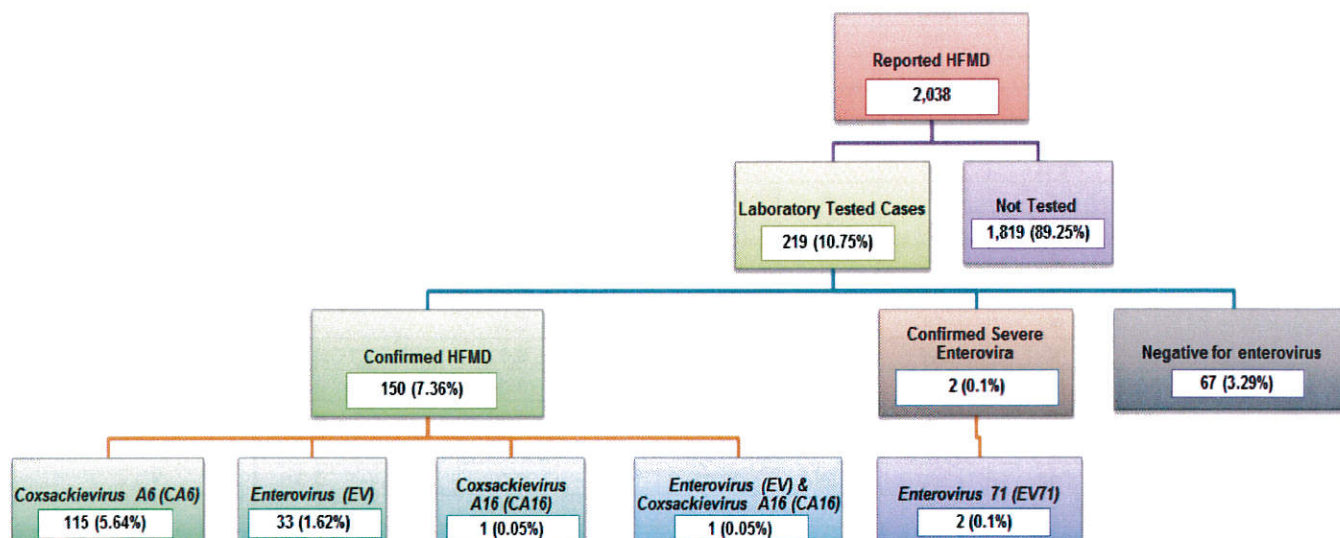


HFMD ENTEROVIRUS GENUS DISTRIBUTION IN THE PHILIPPINES

Hand, foot and mouth disease enterovirus genus data are based on the samples collected from the reported HFMD cases in all regions of the Philippines from January 1- September 2, 2017. Out of 2,038 reported cases of HFMD, 219 (10.75%) cases were tested and of the tested cases, 152 (7.37%) cases were laboratory confirmed cases and 67 (3.29%) were negative for enterovirus.

Out of the confirmed HFMD cases, 115 (5.64%) cases were *Coxsackievirus A6* (CA6), 33 (1.62%) were *Enterovirus* (EV), 1 (0.05%) was *Coxsackievirus A16* (CA16) same with mixed infection *Enterovirus* (EV) & *Coxsackievirus A16* (CA16) were detected. Two (0.1%) confirmed case of severe enterovira were detected where they isolated *Enterovirus 71* (EV71) as shown in Figure 3.

Fig. 3 Classification of Reported Hand, Foot and Mouth Disease Cases, Philippines, as of September 2, 2017 (N=2,038)





January 1 – September 2, 2017

Epidemiology Bureau
Public Health Surveillance Division

Standard Case Definition of HFMD:

Suspected Case of HFMD:

Any individual, regardless of age, who developed acute febrile illness with papulovesicular or maculopapular rash on palms and soles, with or without vesicular lesion/ulcers in the mouth.

Probable Case of HFMD:

A suspected case that has not yet been confirmed by a laboratory test, but is geographically and temporally related to a laboratory-confirmed case.

Confirmed Case of HFMD:

A suspected case with positive laboratory result for human Enteroviruses that cause HFMD.

Suspected Case of Severe Enteroviral Disease:

Any child less than ten (10) years of age: with fever plus any severe signs and symptoms referable to central nervous system involvement, autonomic nervous system dysregulation or cardiopulmonary failure;

OR a suspect or probable HFMD case with complications;

OR who died < 48 hours after presenting with fever and CNS involvement.

Confirmed Case of Severe Enteroviral Disease:

A suspected case of severe enteroviral disease that has positive laboratory results for EV 71.


Editorial Board


IRMA L. ASUNCION, MD, MHA, CESO IV
Director IV, *Epidemiology Bureau*


GENESIS MAY J. SAMONTE, MD, MSc, PHSAE
OIC-Division Chief, *PHSD*


MARIEL A. DEJESA, MD, MPM
Medical Officer IV, *PHSD*


JUNE CANTATA B. CORPUZ, RN
Nurse III, *PIDSR National Coordinator*


JEZZA JONAH D. CRUCENA, RN
Nurse III, *VPDS National Coordinator*

