



January 1 – June 3, 2017

Epidemiology Bureau
 Public Health Surveillance Division

Trend in the Philippines

This report summarizes Hand, Foot and Mouth Disease (HFMD) surveillance activities nationwide. A total of **791** suspect and confirmed hand, foot and mouth disease cases were reported nationwide from January 1 to June 3, 2017. This is **83.95%** higher compared to the same time period last year (**430**). Most of the cases were from the following regions: **Region VI (18.96%), Region IV-A (18.46%), NCR (14.66%) Region X (8.85%), and Region II (6.19%),(Fig.2).**

Fig. 1 Suspect Hand, Foot and Mouth Disease Cases by Morbidity Week

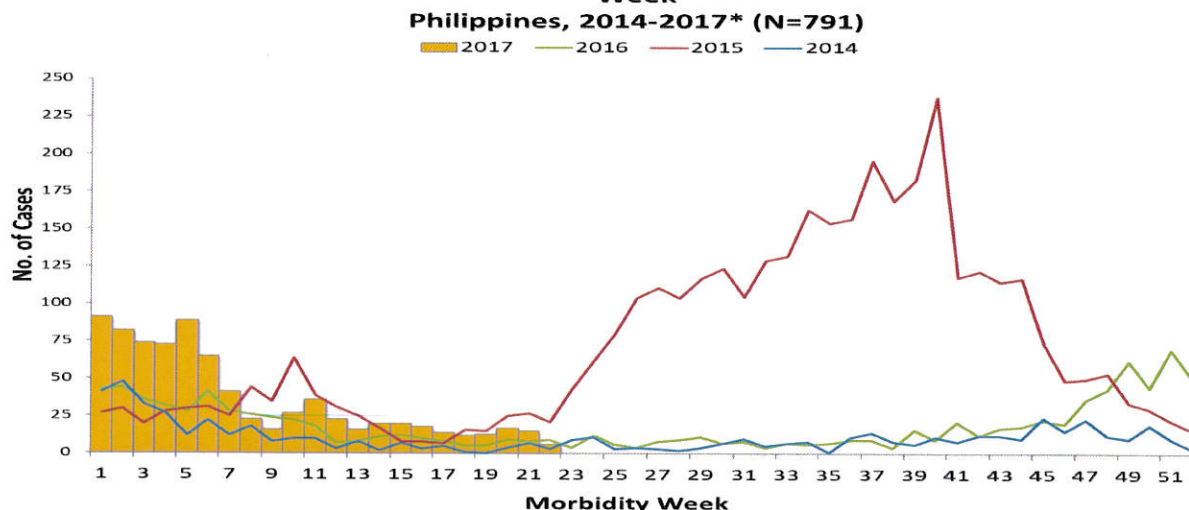


Table 1. Suspect Hand, Foot and Mouth Disease Cases & Deaths by Region Philippines, 2017* vs 2016

Region	Cases			Deaths			
	2017	2016	% Change	2017	CFR (%)	2016	CFR (%)
I	18	13	↓ 38.46	0	0.00	0	0.00
II	46	9	↓ 411.11	0	0.00	0	0.00
III	37	8	↓ 362.50	0	0.00	0	0.00
IV-A	146	25	↓ 484.00	0	0.00	0	0.00
IV-B	27	4	↓ 575.00	0	0.00	0	0.00
V	1	0	↓ 0.00	0	0.00	0	0.00
VI	150	171	↓ -12.28	0	0.00	0	0.00
VII	47	42	↓ 11.90	1	2.13	0	0.00
VIII	12	8	↓ 50.00	0	0.00	0	0.00
IX	8	3	↓ 166.67	0	0.00	0	0.00
X	70	25	↓ 180.00	0	0.00	0	0.00
XI	16	6	↓ 166.67	0	0.00	0	0.00
XII	22	32	↓ -31.25	0	0.00	0	0.00
ARMM	2	1	↓ 100.00	0	0.00	0	0.00
CAR	24	59	↓ -59.32	0	0.00	0	0.00
CARAGA	49	1	↑ 4800.00	0	0.00	0	0.00
NCR	116	23	↓ 404.35	0	0.00	1	4.35
Total	791	430	↓ 83.95	1	0.13	1	0.23

*NOTE: Case counts reported here do NOT represent the final number and are subject to change after inclusion of delayed reports and review of cases.



January 1 – June 3, 2017

Epidemiology Bureau
 Public Health Surveillance Division

Profile of Cases and HFMD Enterovirus Genus Distribution in the Philippines

Ages of cases ranged from less than 1 year old to 59 years old (median= 2 years). Majority of cases were males (61.6%). Most of the cases belonged to the 0 to 5 years age group (88%) (Fig. 3). There was one reported death of a suspect HFMD case from Region VII (CFR=0.13%). No specimen collection was done. Hand, foot, and mouth disease enterovirus genus data are based on the samples collected from the suspected HFMD cases in all regions of the Philippines from January 1- June 3, 2017. Out of 791 reported cases of HFMD, 92 (19.49%) cases were tested and of the tested cases, 65 (70.65%) cases were laboratory confirmed, and 27 (29.35%) cases were negative for enterovirus (Fig.4). Out of the confirmed HFMD cases, *Coxsackievirus A6*(CA6) (70.77%), *Enterovirus* (EV) (23.08%) and *Enterovirus 71* (EV71) (3.08%), *Coxsackievirus A16*(CA16) (1.54%), and a mixed infection of *Enterovirus* (EV) & *Coxsackievirus A16*(CA16) (1.54%) were detected (Fig 5).

Fig. 2 Suspect Hand, Foot and Mouth Disease Cases by Region Philippines, 2017* vs 2016

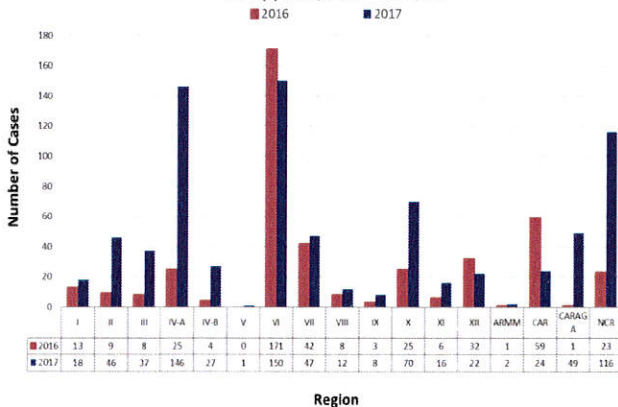


Fig. 3 Suspect Hand, Foot and Mouth Disease by Age Group and Sex Philippines, as of June 3, 2017 (N=791)

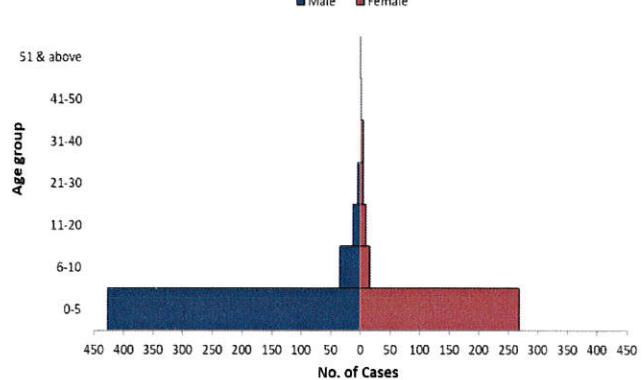


Fig. 4 Number of Specimens Tested for HFMD Philippines, as of June 3, 2017 (N=92)

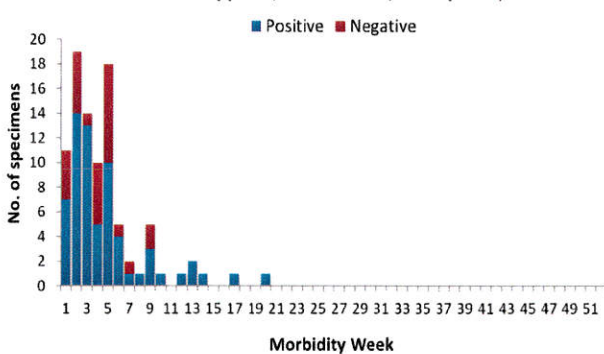
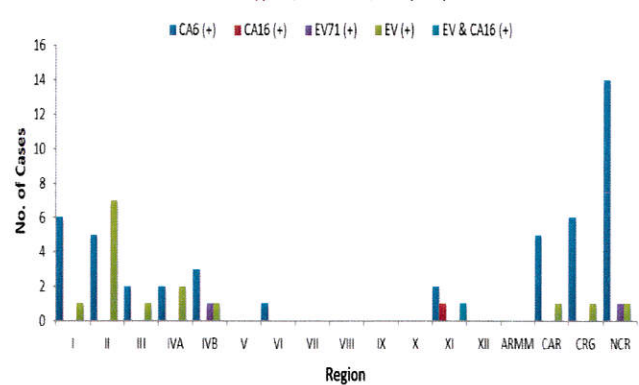


Fig. 5 Confirmed HFMD cases by Region and Enterovirus Genus Philippines, as of June 3, 2017 (n=65)



*NOTE: Case counts reported here do NOT represent the final number and are subject to change after inclusion of delayed reports and review of cases.

EDITORIAL BOARD

Irma L. Asuncion
 IRMA L. ASUNCION, MD, MHA, CESO IV
 Director IV, Epidemiology Bureau

Genesis May J. Samonte
 GENESIS MAY J. SAMONTE, MD, MSc, PHSAE
 OIC, Division Chief PHSD

Mariel A. Dejesa
 MARIEL A. DEJESA, MD, MPM
 Medical Officer IV, PHSD

June Cantata Corpuz
 JUNE CANTATA CORPUZ
 Coordinator, PIDSR

Jeza Jonah Cruzena
 JEZA JONAH CRUZENA
 Coordinator, VPD

Allan Ignacio
 ALLAN IGNACIO
 Statistician II