



Epidemiology Bureau

Public Health Surveillance Division

TRENDS IN THE PHILIPPINES

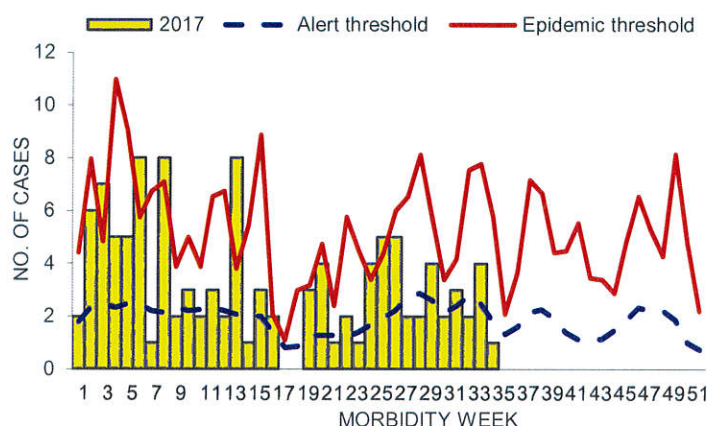
A total of 113 diphtheria cases were reported nationwide from January 1 – September 2, 2017. This is 31.4% higher compared to the same period last year (86 cases). Figure 1 shows the distribution of the reported diphtheria cases in the country by morbidity week.

GEOGRAPHIC DISTRIBUTION

The number of diphtheria cases vary by region. Figure 2 shows the distribution of reported diphtheria cases by region in comparison to the same time period last year. There is an increase in the number of reported cases from regions 3, 4A, MIMAROPA, 6, 9, 11 and NCR and a sustained presence of diphtheria cases in regions 1, 5, 12, ARMM and CAR.

Table 1 indicates the reported diphtheria cases by region in the Philippines. Forty two (37.17%) cases were confirmed out of 113 cases. Among the reported cases, 28 cases have died with a CFR of 24.78%. Majority of the reported diphtheria cases came from NCR (38.05%) and Region 9 (15.04%). (See Annex A for case distribution by Barangay)

Fig. 1 Alert and Epidemic Thresholds and Reported Diphtheria Cases by Morbidity Week, Philippines, as of September 2, 2017 (N=113)



Two diphtheria cluster ⁽¹⁾ were identified as of September 2, 2017. No new cluster ⁽¹⁾ of diphtheria cases identified within the past 4 Morbidity Weeks. (See Annex B for case distribution by Cluster⁽¹⁾)

Fig. 2 Reported Diphtheria Cases by Region and 2016 vs 2017, Philippines, as of September 2, 2017 (N=113)

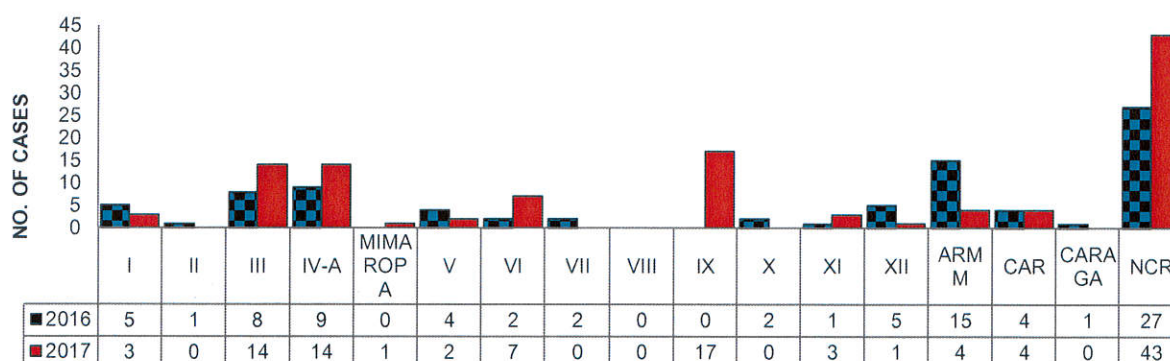


Table 1. Case Classification of Reported Diphtheria Cases by Region and Outcome, Philippines, as of September 2, 2017 (N=113)

REGION	Case Classification		Reported Cases	Died	CFR %
	Confirmed Cases	Probable Cases			
I	0	3	3	0	0.00
II	0	0	0	0	0.00
III	7	7	14	3	21.43
IV-A	3	11	14	4	28.57
MIMAROPA	0	1	1	1	100.00
V	0	2	2	1	50.00
VI	0	7	7	2	28.57
VII	0	0	0	0	0.00
VIII	0	0	0	0	0.00
IX	6	11	17	5	29.41
X	0	0	0	0	0.00
XI	1	2	3	2	66.67
XII	1	0	1	0	0.00
ARMM	0	4	4	1	25.00
CAR	0	4	4	0	0.00
CARAGA	0	0	0	0	0.00
NCR	24	19	43	9	20.93
PHL	42	71	113	28	24.78



PROFILE OF CASES

There are **66 males and 47 females** and most (32.74%) of them belonged to the **5 to 9 year old age group**. Immunization status of 40 (35.40%) of reported cases received complete dose of DPT/pentavalent while 38 (33.63%) of reported cases were unknown.

As shown in Figure 3.1, 22 (33.33%) out of 66 reported male diphtheria cases belonged to the 1 to 4 year old age group and same number of reported male diphtheria cases have unknown vaccination status. Whereas in Figure 3.2, majority of the reported female diphtheria cases, 16 (34.04%) of them belonged to the 5 to 9 year old age group and 19 (40.43%) of them received complete dose of DPT/pentavalent.

Fig. 3.1 Reported Male Diphtheria Cases by DPT Doses and Age Group, Philippines, as of September 2, 2017 (n=66)

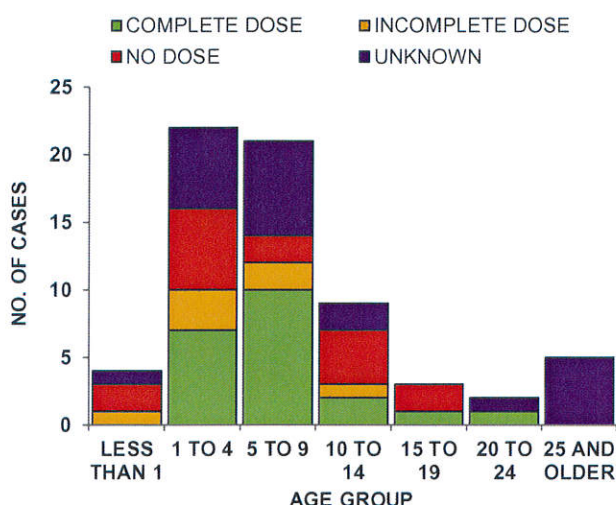
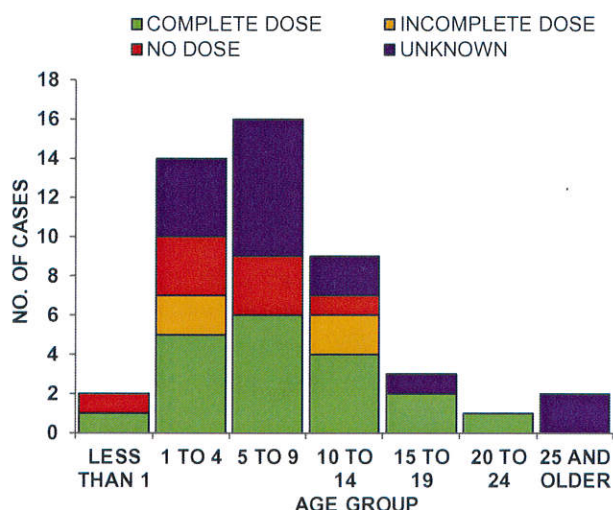


Fig. 3.2 Reported Female Diphtheria Cases by DPT Doses and Age Group, Philippines, as of September 2, 2017 (n=47)



Standard Case Definition of Diphtheria:

- **Probable Case:**

- A person with an illness of the upper respiratory tract characterized by laryngitis or pharyngitis or tonsillitis, and adherent membranes on tonsils, pharynx and/or nose.

- **Confirmed Case:**

- A probable case that is laboratory confirmed or linked epidemiologically to a laboratory-confirmed case.

Note: Persons with positive *Corynebacterium diphtheriae* cultures who do not meet the clinical description (i.e. asymptomatic carriers) should not be reported as probable or confirmed diphtheria cases.

Editorial Board

IRMA L. ASUNCION, MD, MHA, CESO IV
Director IV, Epidemiology Bureau

GENESIS MAY J. SAMONTE, MD, MSc, PHSAE
OIC-Division Chief, PHSD

MARIEL A. DEJESA, MD, MPM
Medical Officer IV, PHSD

JUNE CANTATA B. CORPUZ, RN
Nurse III, PIDS National Coordinator

JEZZA JONAH D. CRUCENA, RN
Nurse III, VPDS National Coordinator



Epidemiology Bureau

Public Health Surveillance Division

ANNEX A. REPORTED DIPHTHERIA CASES BY CASE CLASSIFICATION AND BARANGAY

REPORTED DIPHTHERIA CASES, PHILIPPINES, JANUARY 1 – SEPTEMBER 2, 2017 (N=113)						
REGION	PROVINCE	MUNCITY	BARANGAY	CONFIRMED CASES	PROBABLE CASES	NO. OF CASES
01	PANGASINAN	ASINGAN	ARISTON ESTE	0	1	1
		URDANETA CITY	PALINA EAST	0	1	1
		VILLASIS	TOMBOD	0	1	1
03	BULACAN	BOCAUE	DUHAT	0	1	1
		MARILAO	LOMA DE GATO	1	0	1
		PULILAN	SANTA PEREGRINA	1	0	1
		SAN JOSE DEL MONTE CITY	GAYA-GAYA	0	1	1
			MINUYAN PROPER	1	0	1
		ALIAGA	SAN PABLO MATANDA	1	0	1
	NUEVA ECIJA	CABANATUAN CITY	BANTUG NORTE	0	1	1
		GENERAL TINIO	NAZARETH	1	0	1
		SCIENCE CITY OF MUÑOZ	POBLACION	1	0	1
	TARLAC	GERONA	SAN BARTOLOME	1	0	1
			TANGCARAN	0	1	1
	ZAMBALES	BOTOLAN	MAMBOG	0	1	1
		IBA	LIPAY-DINGIN-PANIBUATAN	0	1	1
		SAN MARCELINO	CONSUELO NORTE	0	1	1
04A	BATANGAS	LIPA CITY	INOSLOBAN	0	1	1
	CAVITE	BACOR	MOLINO VI	0	1	1
			P.F. ESPIRITU V	1	0	1
		DASMARIÑAS	SANTO NIÑO II	0	1	1
		GENERAL TRIAS	MANGGAHAN	1	0	1
			SAN FRANCISCO	0	1	1
		SILANG	SILANG PROPER	0	1	1
	LAGUNA	LOS BAÑOS	SAN ANTONIO	0	1	1
		SAN PABLO CITY	SAN FRANCISCO	0	1	1
		SANTA ROSA	UNSPECIFIED	0	1	1
	QUEZON	LOPEZ	MAL-AY	0	1	1
		LUCENA CITY	DALAHICAN	0	1	1
MIMAROPA	OCCIDENTAL MINDORO	ANTIPOLO CITY	SAN ROQUE (POB.)	0	1	1
		BINANGONAN	DARANGAN	1	0	1
		LUBANG	MALIIG	0	1	1
05	CAMARINES SUR	MILAOR	MAYAOPAYAWAN	0	1	1
		PAMPLONA	CAGBUNGA	0	1	1
06	ANTIQUE	SIBALOM	UNSPECIFIED	0	1	1
	ILOILO	ILOILO CITY	SANTA CRUZ	0	1	1
		LEGANES	POBLACION	0	1	1
		SAN DIONISIO	SAN NICOLAS	0	1	1
		TIGBAUAN	ATABAYAN	0	1	1
	NEGROS OCCIDENTAL	BAGO CITY	MA-AO BARRIO	0	1	1
		TALISAY CITY	ZONE 10 (POB.)	0	1	1
09	BASILAN	ISABELA CITY	SEASIDE (POB.)	0	1	1
	ZAMBOANGA DEL NORTE	LABASON	ANTONINO (POB.)	0	1	1
		SERGIO OSMENA SR.	SINAI	0	1	1



Epidemiology Bureau

Public Health Surveillance Division

ANNEX A. REPORTED DIPHTHERIA CASES BY CASE CLASSIFICATION AND BARANGAY, *continuation*

REPORTED DIPHTHERIA CASES, PHILIPPINES, JANUARY 1 – SEPTEMBER 2, 2017 (N=113)						
REGION	PROVINCE	MUNCITY	BARANGAY	CONFIRMED CASES	PROBABLE CASES	NO. OF CASES
09	ZAMBOANGA DEL SUR	ZAMBOANGA CITY	CAWIT	2	0	2
			LABUAN	1	0	1
			MAMPANG	1	1	2
			PASONANCA	1	0	1
			SAN ROQUE	0	1	1
			SANTA CATALINA	1	0	1
			TALISAYAN	0	1	1
			TALON-TALON	0	2	2
			TETUAN	0	1	1
			TIGTABON	0	1	1
			TUMAGA	0	1	1
11	DAVAO DEL SUR	DAVAO CITY	BUNAWAN (POB.)	0	1	1
			LUBOGAN	0	1	1
			MA-A	1	0	1
12	COTABATO CITY	COTABATO CITY	BAGUA II	1	0	1
ARMM	MAGUINDANAO	BULUAN	UNSPECIFIED	0	1	1
		DATU ODIN SINSUAT	SEMBA	0	1	1
		SHARIFF AGUAK	LABU-LABU	0	1	1
		SULTAN KUDARAT	CROSSING SIMUAY	0	1	1
CAR	BENGUET	BAGUIO CITY	HOLY GHOST EXTENSION	0	1	1
			SAN LUIS VILLAGE	0	1	1
		TUBA	TWIN PEAKS	0	1	1
	IFUGAO	KIANGAN	HUCAB	0	1	1
NCR	METRO MANILA	CALOOCAN CITY	176-PH8A	1	0	1
			BARANGAY 105	1	0	1
			BARANGAY 187	1	0	1
			BARANGAY 35	1	0	1
		LAS PIÑAS CITY	MANUYO UNO	0	1	1
		MAKATI CITY	PIO DEL PILAR	0	1	1
		MALABON CITY	BARITAN	0	1	1
			CONCEPCION	0	1	1
			LONGOS	1	0	1
		MANDALUYONG CITY	ADDITION HILLS	1	0	1
		MANILA	BARANGAY 1	1	0	1
			BARANGAY 106	0	1	1
			BARANGAY 387	2	0	2
			BARANGAY 390	1	0	1
			BARANGAY 864	1	0	1
			BARANGAY 905	1	0	1
			PACO	1	0	1
		MARIKINA CITY	MALANDAY	1	0	1
		MUNTINLUPA CITY	ALABANG	0	1	1
		NAVOTAS	SAN ROQUE	0	1	1



Epidemiology Bureau

Public Health Surveillance Division

ANNEX A. REPORTED DIPHTHERIA CASES BY CASE CLASSIFICATION AND BARANGAY, *continuation*

REPORTED DIPHTHERIA CASES, PHILIPPINES, JANUARY 1 – SEPTEMBER 2, 2017 (N=113)						
REGION	PROVINCE	MUNCITY	BARANGAY	CONFIRMED CASES	PROBABLE CASES	NO. OF CASES
NCR	METRO MANILA	PARAÑAQUE CITY	MARCELO GREEN	0	1	1
			SAN ANTONIO	0	1	1
			SAN DIONISIO	1	0	1
		PASAY CITY	BARANGAY 26	0	1	1
			BARANGAY 55	0	1	1
		PASIG CITY	PINAGBUHATAN	0	1	1
			ROSARIO	0	1	1
		QUEZON CITY	COMMONWEALTH	2	0	2
			HOLY SPIRIT	1	0	1
			MARIANA	0	1	1
			NOVALICHES PROPER	1	0	1
			SALVACION	1	0	1
			SAN ISIDRO	0	1	1
		TAGUIG CITY	BAGONG TANYAG	0	1	1
			BARANGAY 31	0	1	1
			IBAYO-TIPAS	0	1	1
			LOWER BICUTAN	1	0	1
			USUSAN	0	1	1
		VALENZUELA CITY	BIGNAY	1	0	1
			MALANDAY	1	0	1
			MARULAS	1	0	1
PHILIPPINES				42	71	113

ANNEX B. CLUSTER⁽¹⁾ OF DIPHTHERIA CASES

MORBIDITY WEEK	REGION	PROVINCE	MUNCITY	BARANGAY	NO. OF CASES
4-5	NCR	METRO MANILA	MANILA	BARANGAY 387	2
4-6	09	ZAMBOANGA DEL SUR	ZAMBOANGA CITY	CAWIT	2

