



Morbidity Week 47 - January 1 – November 26, 2016

Epidemiology Bureau  
 Public Health Surveillance Division

Notifiable Diseases	January 1 to November 26 (Morbidity Week 47)				
	2016			2015	% Difference *2016 vs 2015
	Cases	Deaths	CFR (%)	Cases	
INFECTIOUS DISEASES					
Acute Encephalitis Syndrome	405	25	6.17	218	85.8
Bacterial Meningitis	2,013	176	8.74	2,163	-6.9
Hand, Foot and Mouth Disease	664	1	0.15	3,589	-81.5
Influenza	118	0	0.00	106	11.3
Influenza-like Illness	113,835	24	0.02	110,707	2.8
Meningococcal Disease	178	99	55.62	142	25.4
FOOD/WATER-BORNE DISEASES					
Acute Bloody Diarrhea	11,941	42	0.35	12,038	-0.8
Cholera	115	0	0.00	16	618.8
Confirmed Rotavirus	1,059	2	0.19	891	18.9
Hepatitis A	585	2	0.34	817	-28.4
Paralytic Shellfish Poisoning	50	2	4.00	71	-29.6
Typhoid	26,812	38	0.14	29,613	-9.5
VECTOR-BORNE DISEASES					
Acute Hemorrhagic Fever	19	0	0.00	74	-74.3
Suspect Chikungunya	5,381	1	0.02	-	-
Suspect Dengue	191,298	875	0.46	194,592	-1.7
Confirmed Dengue	978	5	0.51	1,932	-49.4
Japanese Encephalitis	340	18	5.29	-	-
Malaria	1,794	2	0.11	986	81.9
ZOO NOTIC DISEASES					
Anthrax	0	0	0.00	0	0.0
Leptospirosis	1,489	149	10.01	1,310	13.7
Rabies	221	221	100.00	235	-6.0
OTHER DISEASES					
Hepatitis B	2,689	30	1.12	2,714	-0.9
Hepatitis C	83	5	6.02	54	53.7
Non-Neonatal Tetanus	836	165	19.74	790	5.8
VACCINE PREVENTABLE DISEASES					
Diphtheria	31	14	45.16	9	244.4
Measles	70	0	0.00	690	-89.9
Neonatal Tetanus	66	46	69.70	71	-7.0
Pertussis	22	5	22.73	5	340.0
Rubella	144	0	0.00	157	-8.3
DISEASE FOR ERADICATION					
Acute Flaccid Paralysis	2016		2015		
	Negative for Polio	Positive for Polio	Negative for Polio	Positive for Polio	
	311	0	397	0	

*\*NOTE: Case counts reported here do NOT represent the final number and are subject to change after inclusion of delayed reports and review of cases.*

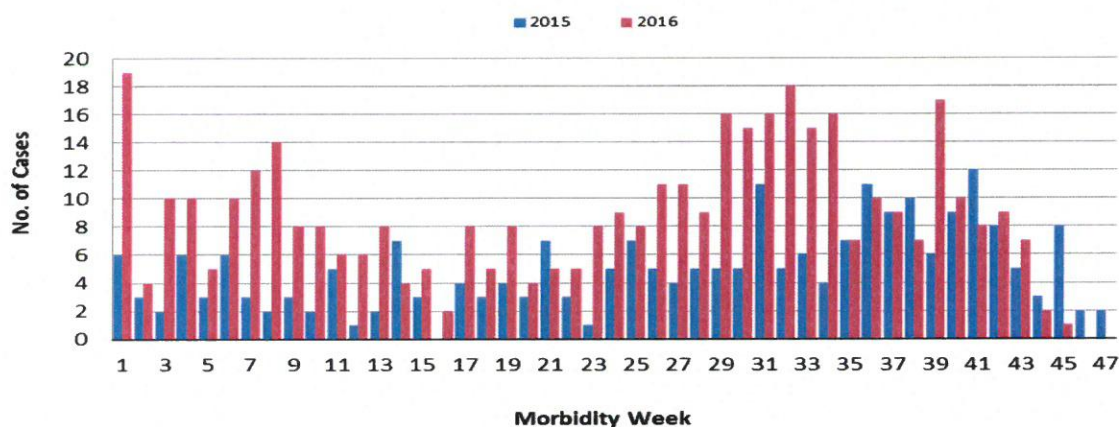


Morbidity Week 47 - January 1 – November 26, 2016

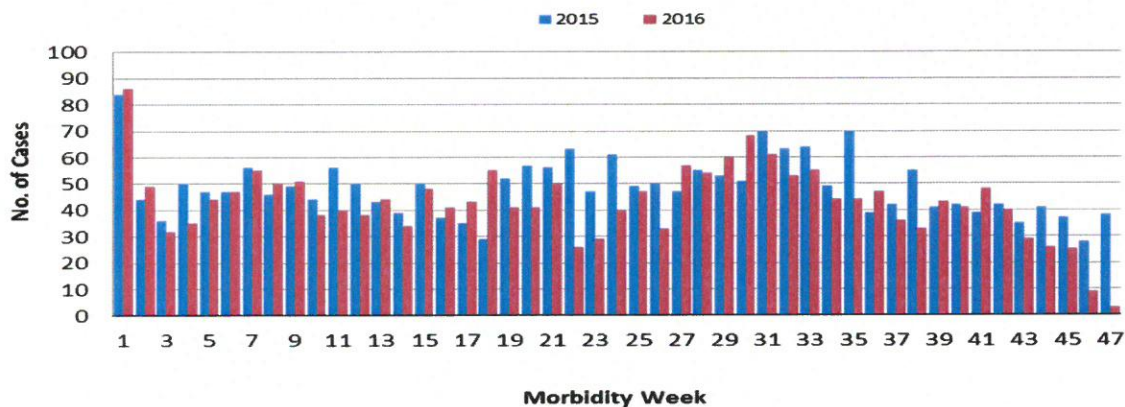
Epidemiology Bureau  
Public Health Surveillance Division

## WEEKLY INCIDENCE OF INFECTIOUS DISEASES, 2015-2016

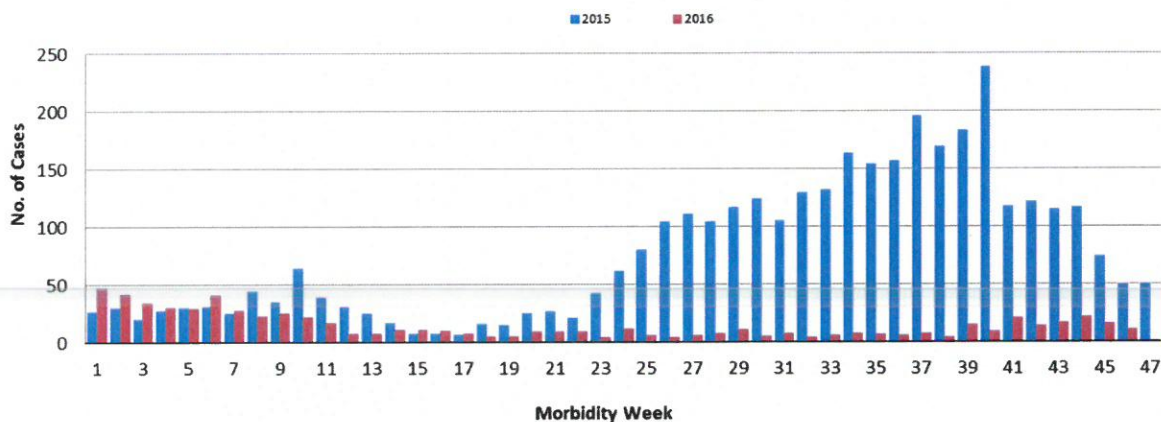
**Fig. 1 Suspect Acute Encephalitis Syndrome Cases  
as of November 26, 2016 (N=405)**



**Fig. 2 Suspect Bacterial Meningitis Cases  
as of November 26, 2016 (N=2,013)**



**Fig. 3 Hand, Foot and Mouth Disease Cases  
as of November 26, 2016 (N=664)**



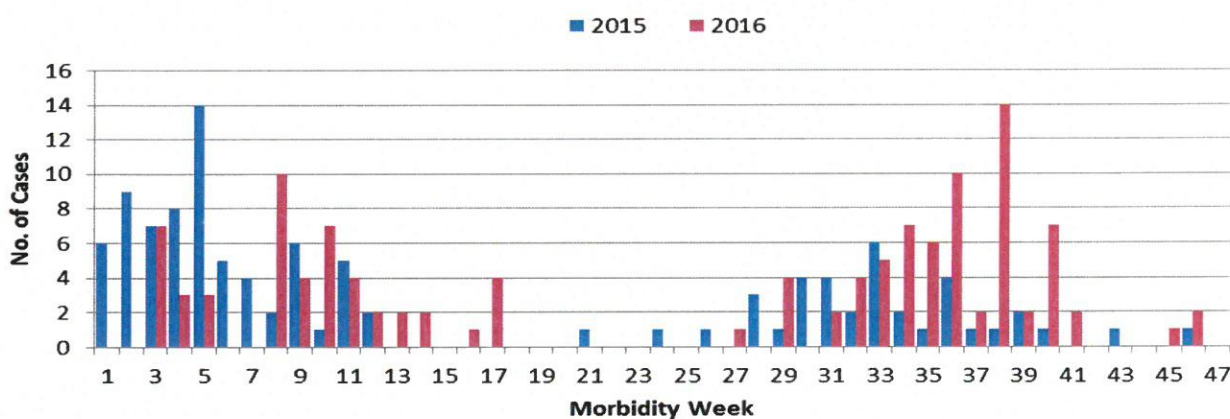




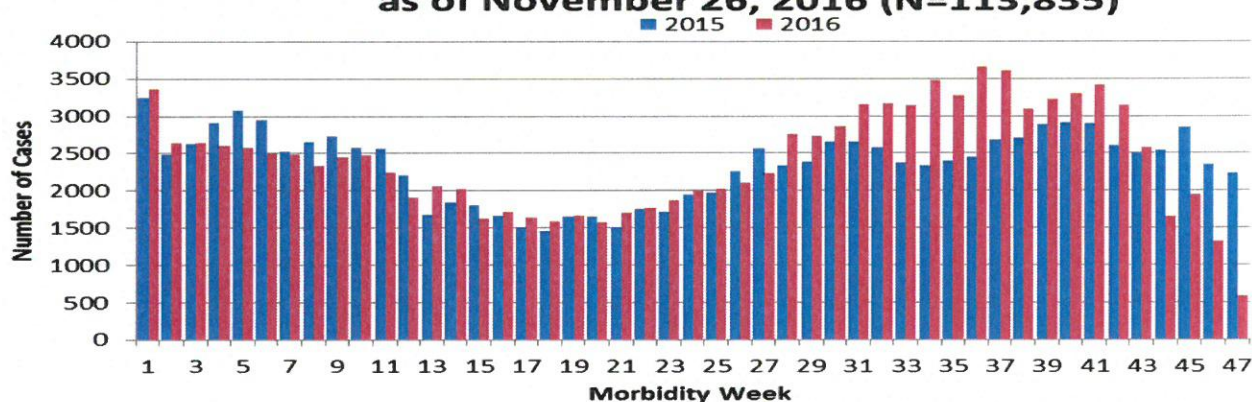
Morbidity Week 47 - January 1 – November 26, 2016

Epidemiology Bureau  
Public Health Surveillance Division

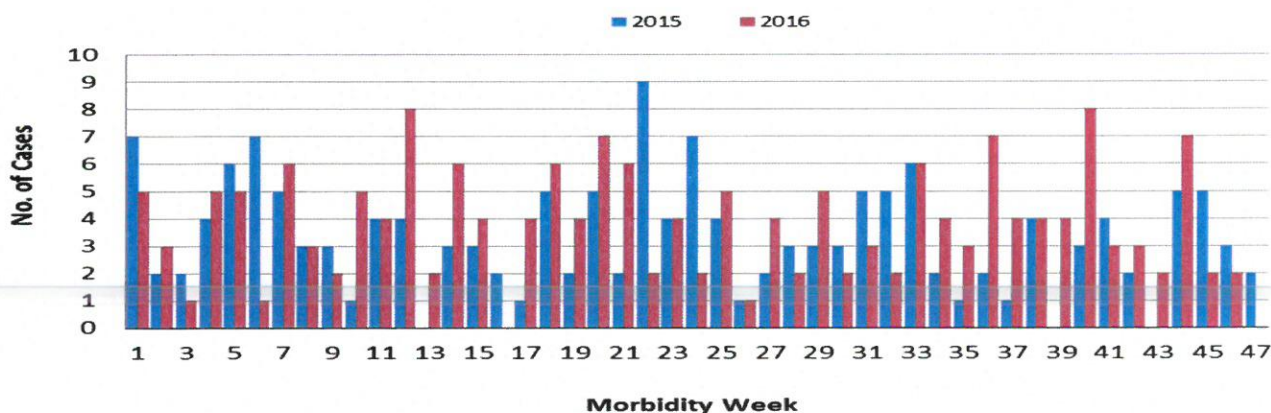
**Fig.4 Influenza Cases  
as of November 26, 2016 (n=118)**



**Fig.5 Influenza-like Illness Cases  
as of November 26, 2016 (N=113,835)**



**Fig. 6 Suspect Meningococcal Disease Cases  
as of November 26, 2016 (N=178)**



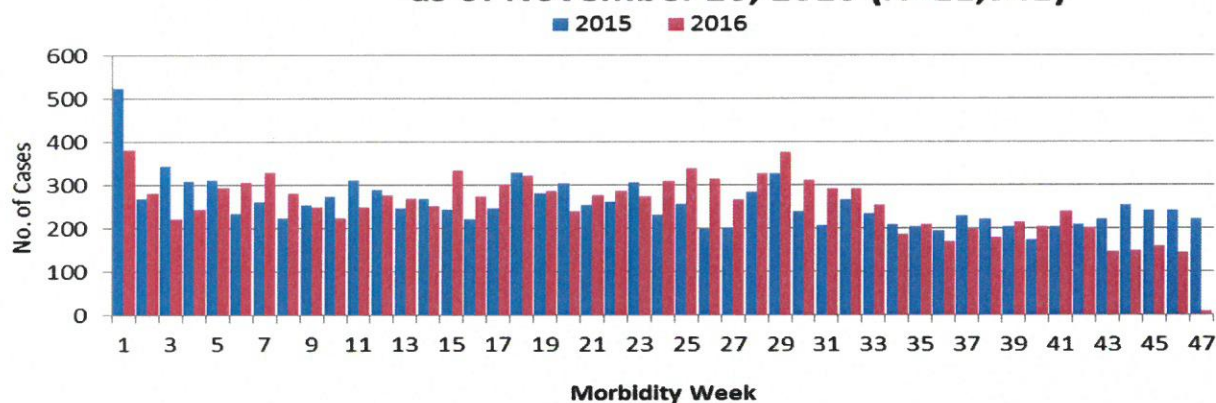


Morbidity Week 47 - January 1 – November 26, 2016

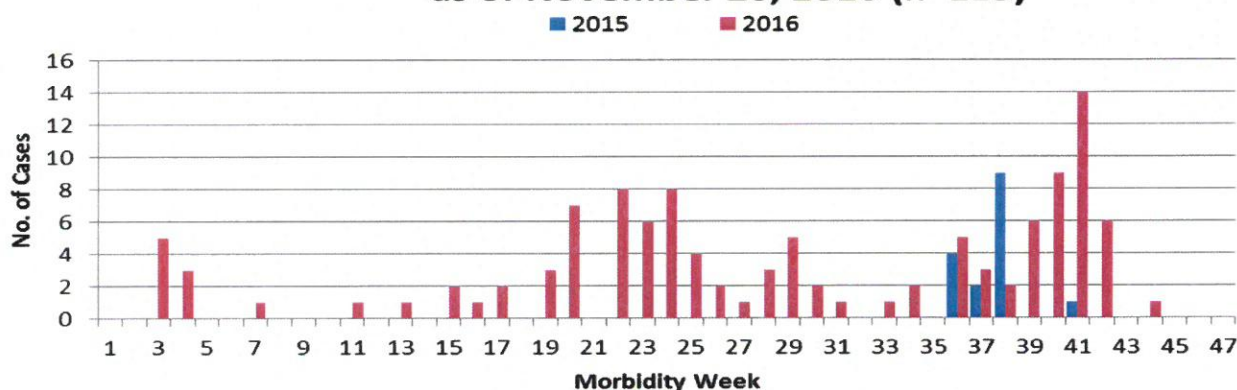
Epidemiology Bureau  
Public Health Surveillance Division

## WEEKLY INCIDENCE OF FOOD/WATER-BORNE DISEASES, 2015-2016

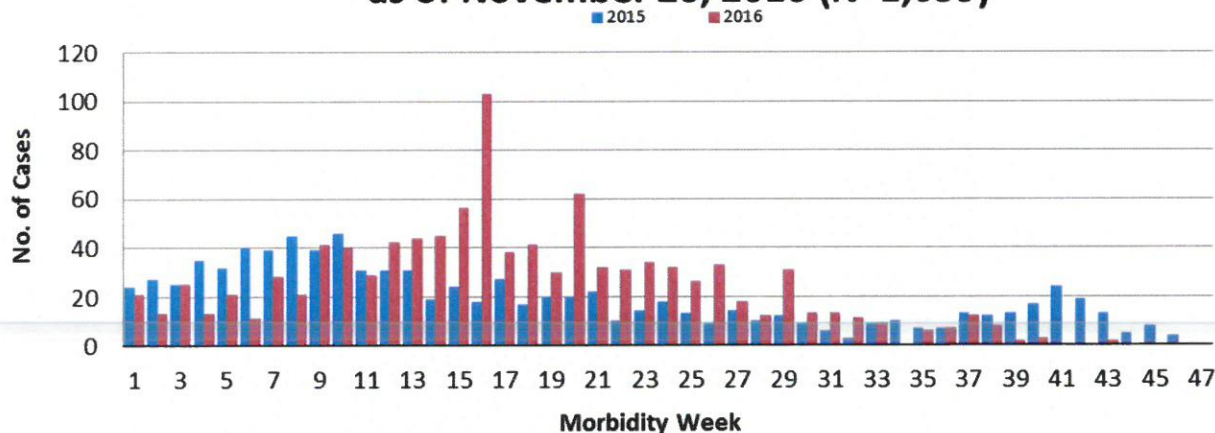
**Fig. 7 Acute Bloody Diarrhea Cases  
as of November 26, 2016 (N=11,941)**



**Fig. 8 Confirmed Cholera Cases  
as of November 26, 2016 (n=115)**



**Fig. 9 Confirmed Rotavirus Cases  
as of November 26, 2016 (N=1,059)**



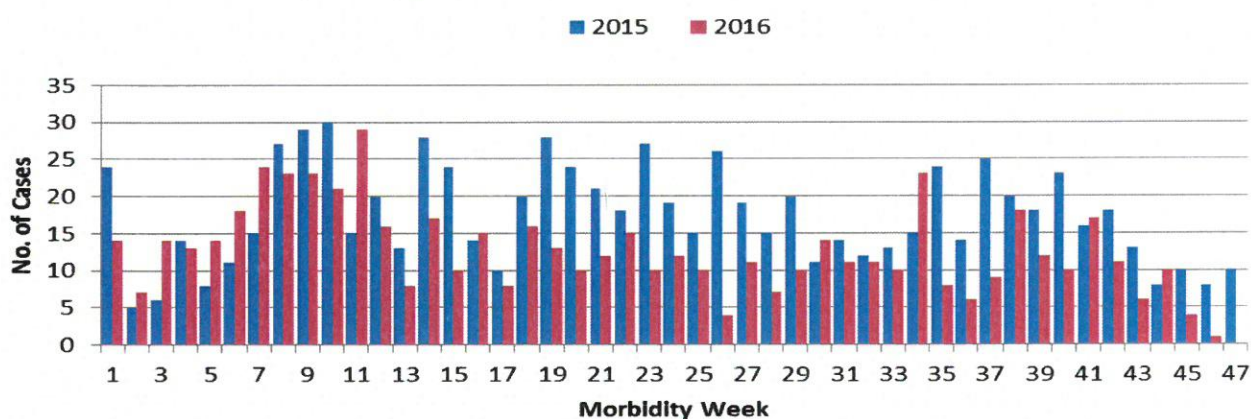




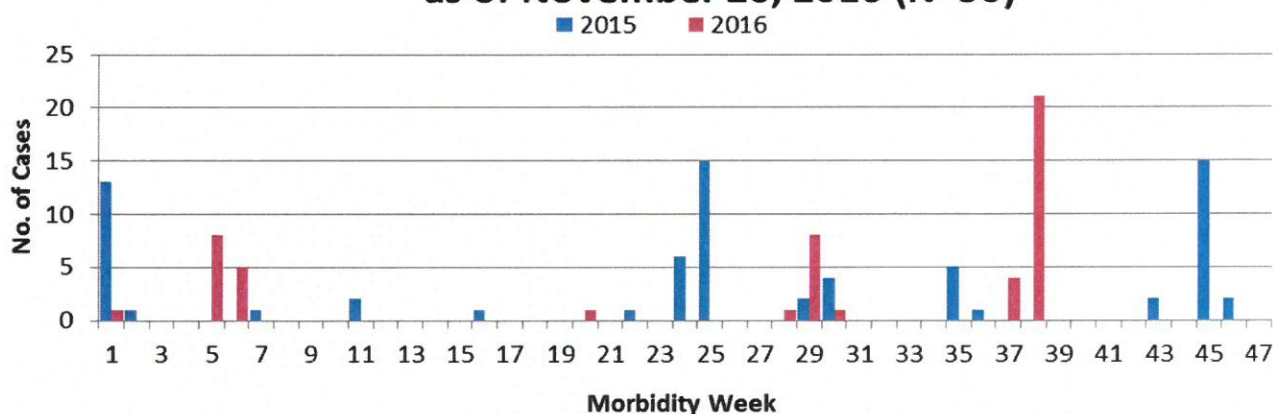
Morbidity Week 47 - January 1 – November 26, 2016

Epidemiology Bureau  
Public Health Surveillance Division

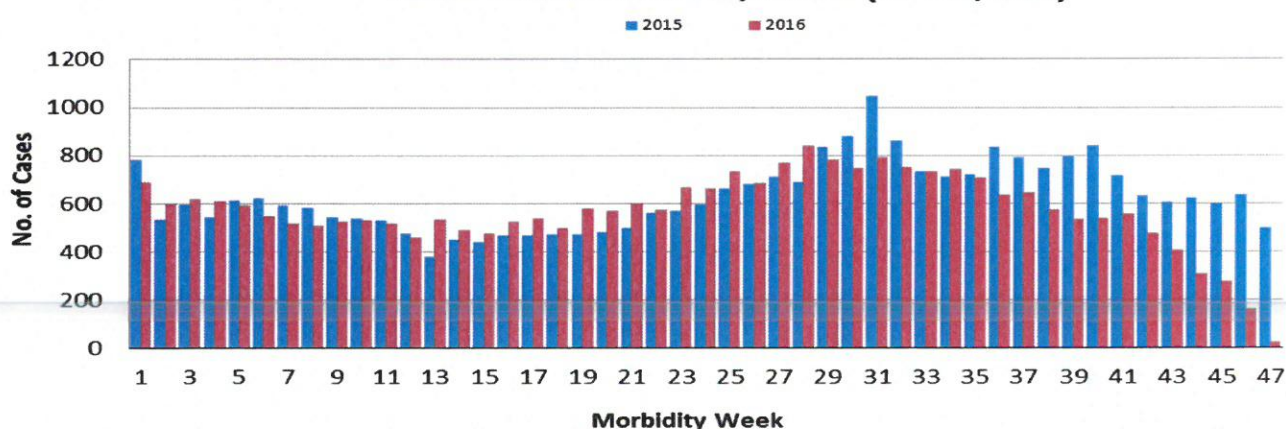
**Fig. 10 Hepatitis A Cases  
as of November 26, 2016 (n=585)**



**Fig.11 Paralytic Shellfish Poisoning Cases  
as of November 26, 2016 (N=50)**



**Fig. 12 Typhoid Cases  
as of November 26, 2016 (N=26,812)**



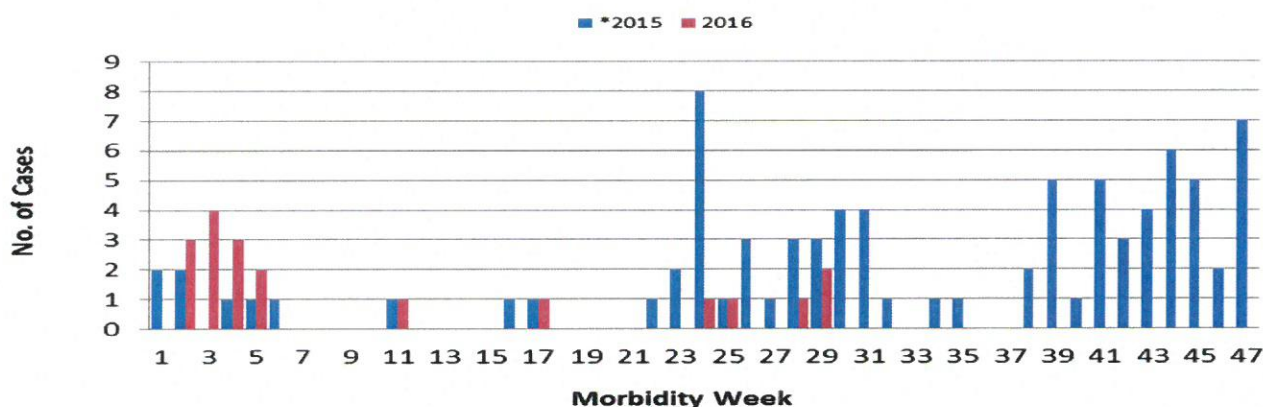


Morbidity Week 47 - January 1 – November 26, 2016

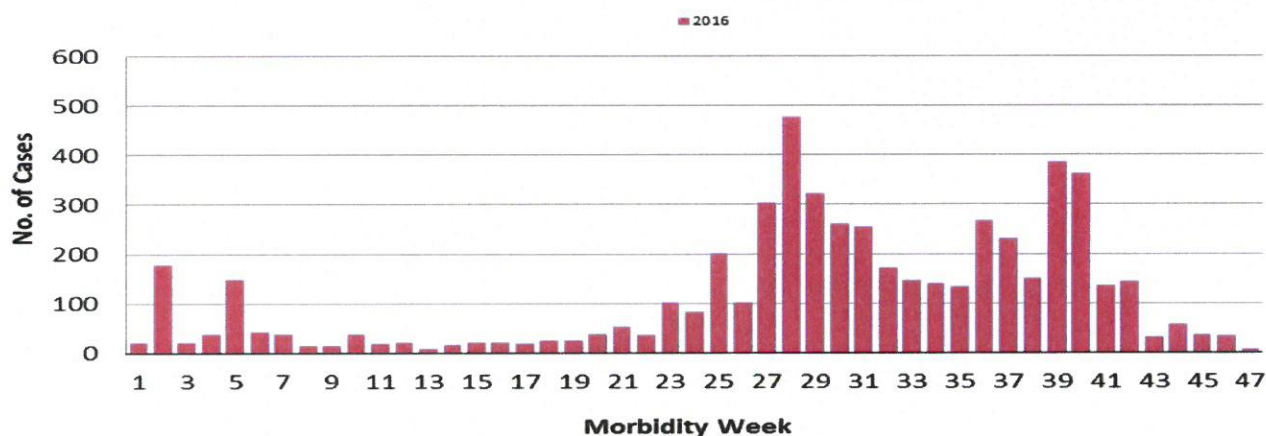
Epidemiology Bureau  
Public Health Surveillance Division

### WEEKLY INCIDENCE OF VECTOR-BORNE DISEASES, 2015-2016

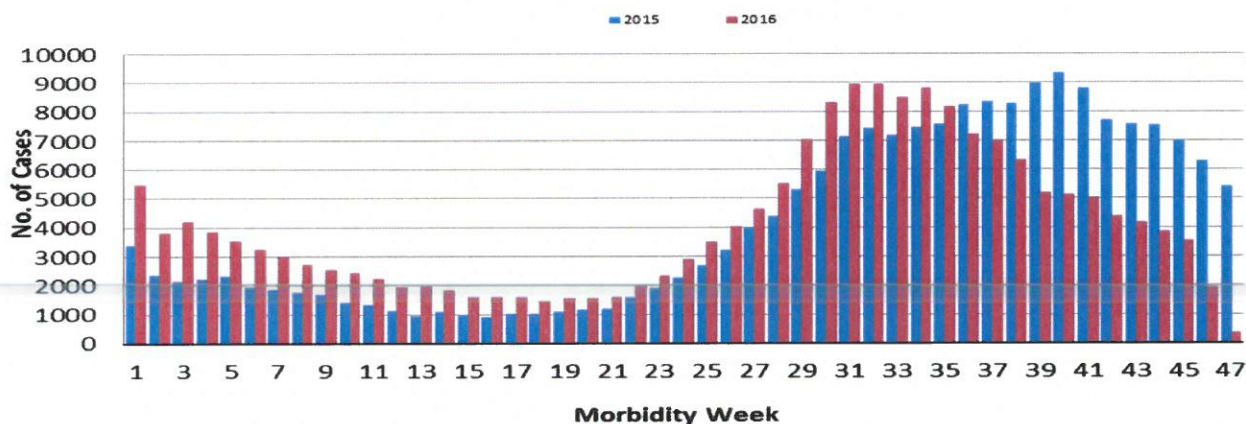
**Fig. 13 Suspect Acute Hemorrhagic Fever Cases as of November 12, 2016 (N=19)**



**Fig. 14 Suspect Chikungunya Cases as of November 26, 2016 (N=5,381)**



**Fig. 15 Suspect Dengue Cases as of November 26, 2016 (N=191,298)**



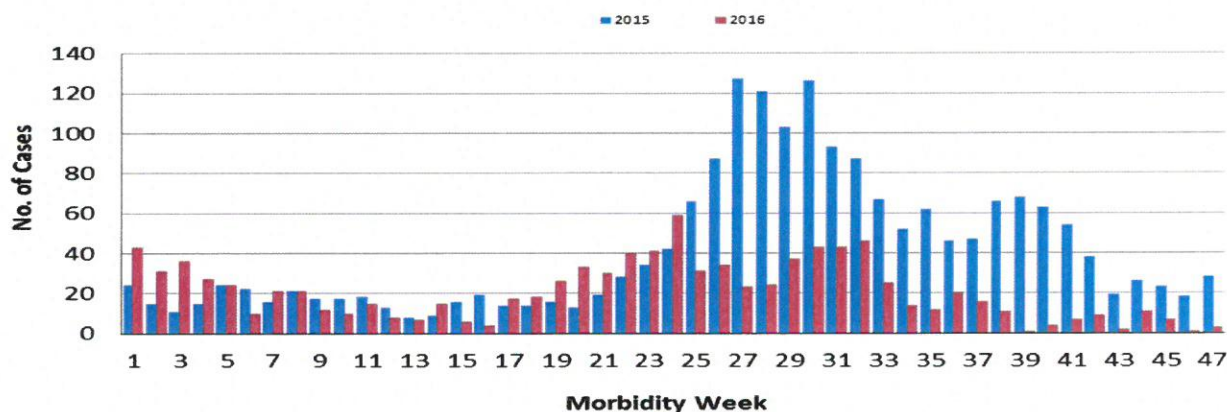




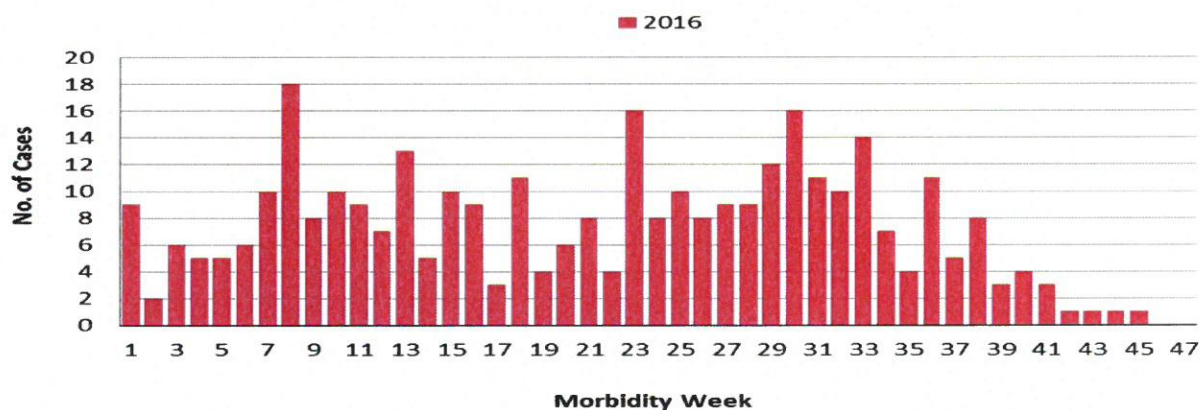
Morbidity Week 47 - January 1 – November 26, 2016

Epidemiology Bureau  
Public Health Surveillance Division

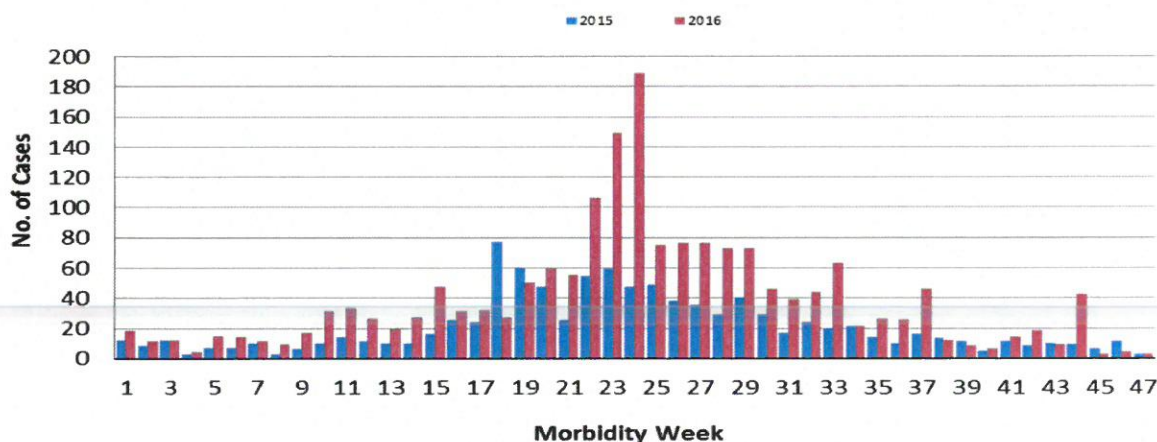
**Fig. 16 Confirmed Dengue Cases  
as of November 26, 2016 (n=978)**



**Fig.17 Reported Japanese Encephalitis Cases  
as of November 26, 2016 (N=340)**



**Fig. 18 Malaria Cases  
as of November 26, 2016 (N=1,794)**





Morbidity Week 47 - January 1 – November 26, 2016

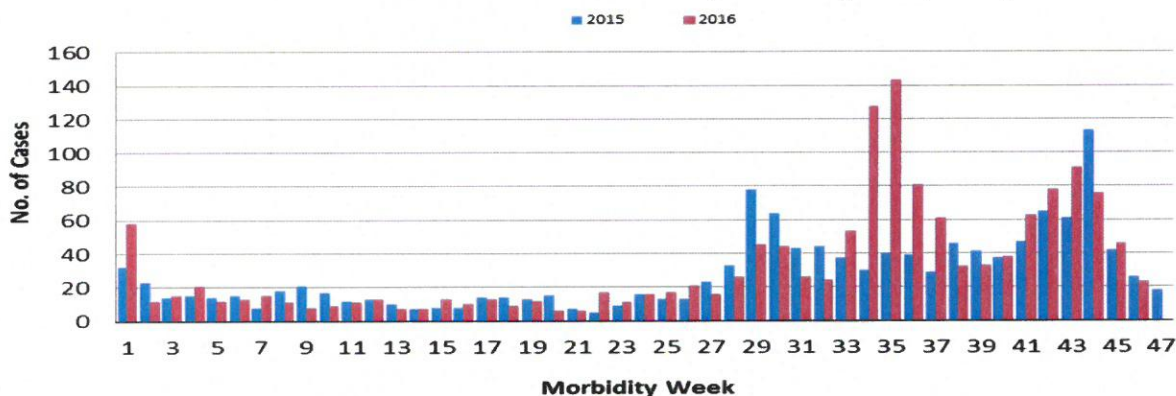
Epidemiology Bureau  
Public Health Surveillance Division

### WEEKLY INCIDENCE OF ZONOTIC DISEASES, 2015-2016

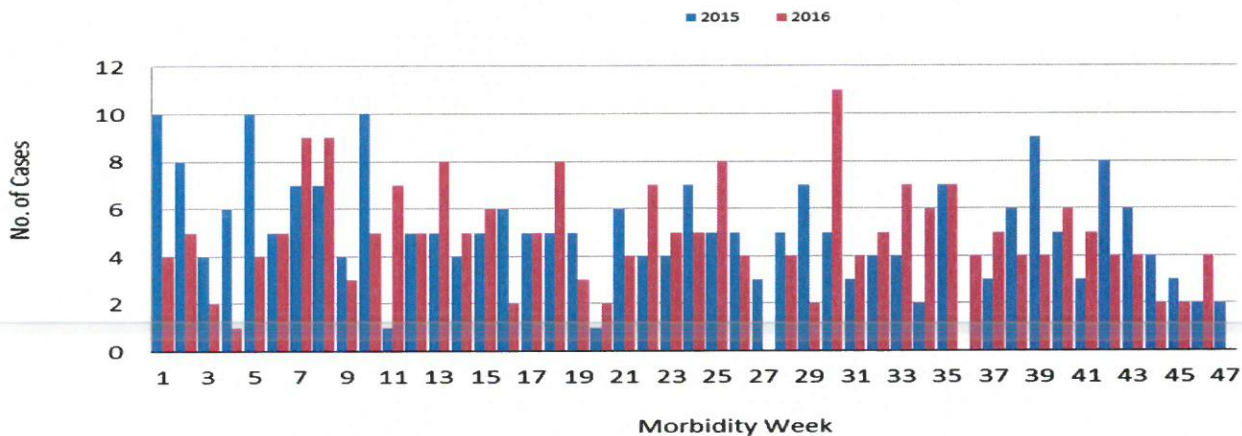
**Fig. 19 Suspect Anthrax Cases  
as of November 26, 2016 (N=0)**



**Fig. 20 Leptospirosis Cases  
as of November 26, 2016 (N=1,489)**



**Fig. 21 Rabies Cases  
as of November 26, 2016 (N=221)**





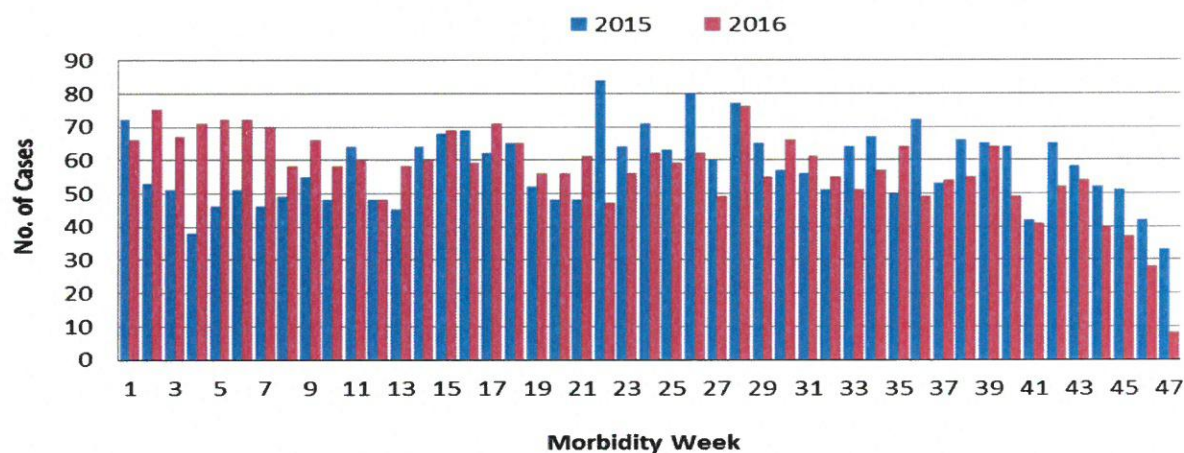


Morbidity Week 47 - January 1 – November 26, 2016

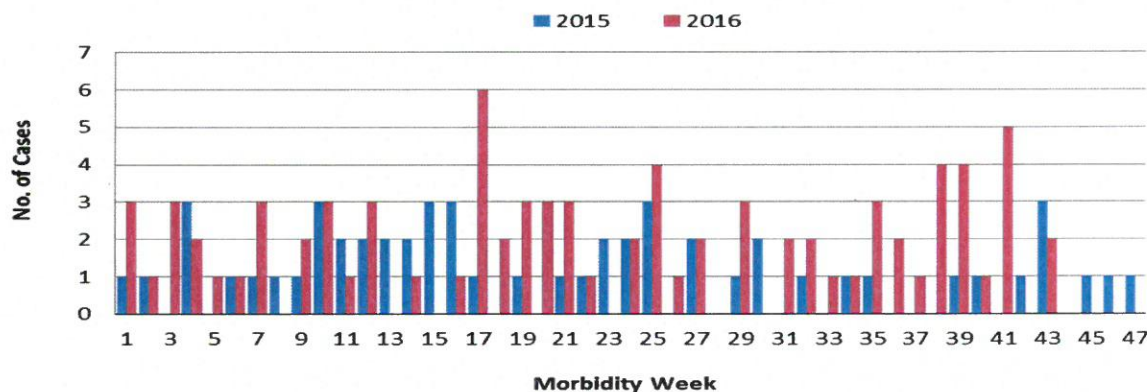
Epidemiology Bureau  
Public Health Surveillance Division

### WEEKLY INCIDENCE OF OTHER DISEASES, 2015-2016

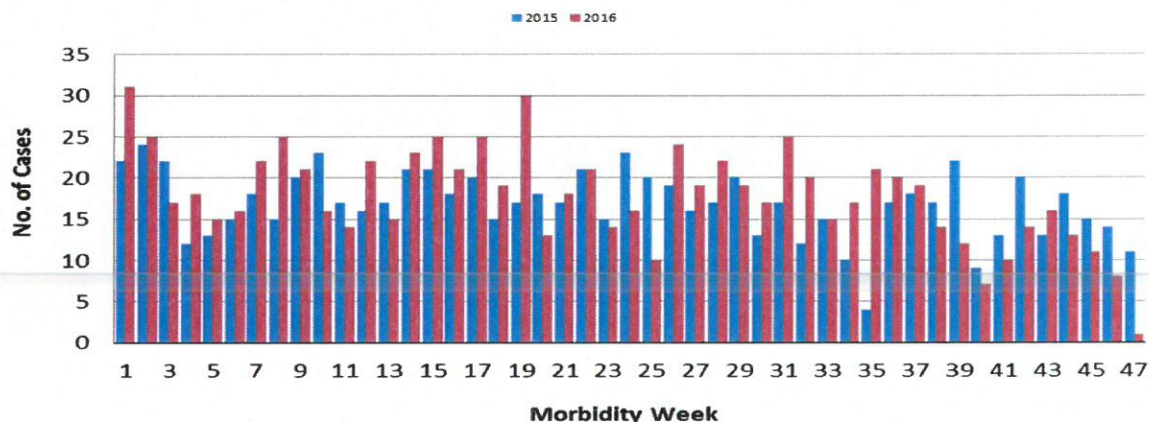
**Fig. 22 Confirmed Hepatitis B Cases  
as of November 26, 2016 (n=2,689)**



**Fig. 23 Confirmed Hepatitis C Cases  
as of November 26, 2016 (n=83)**



**Fig. 24 Non-Neonatal Tetanus Cases  
as of November 26, 2016 (N=836)**



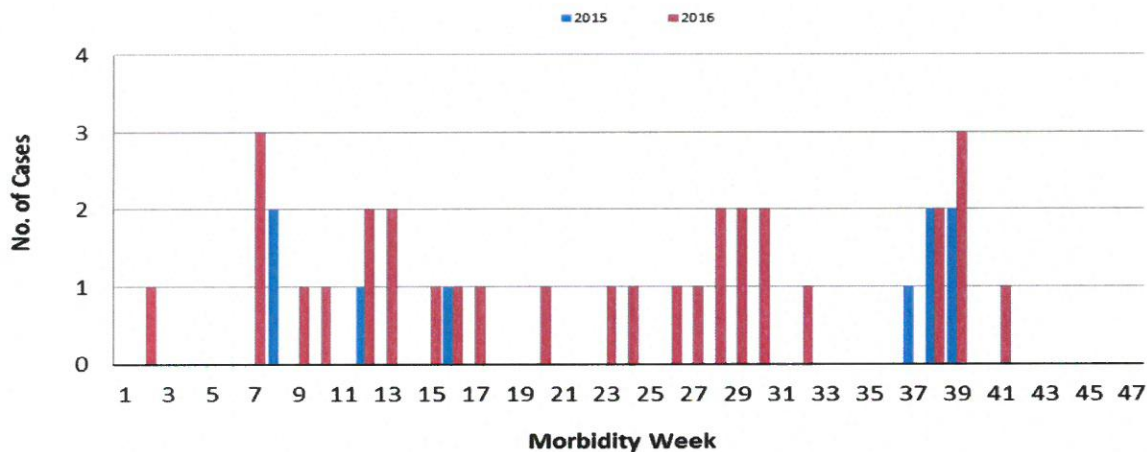


Morbidity Week 47 - January 1 – November 26, 2016

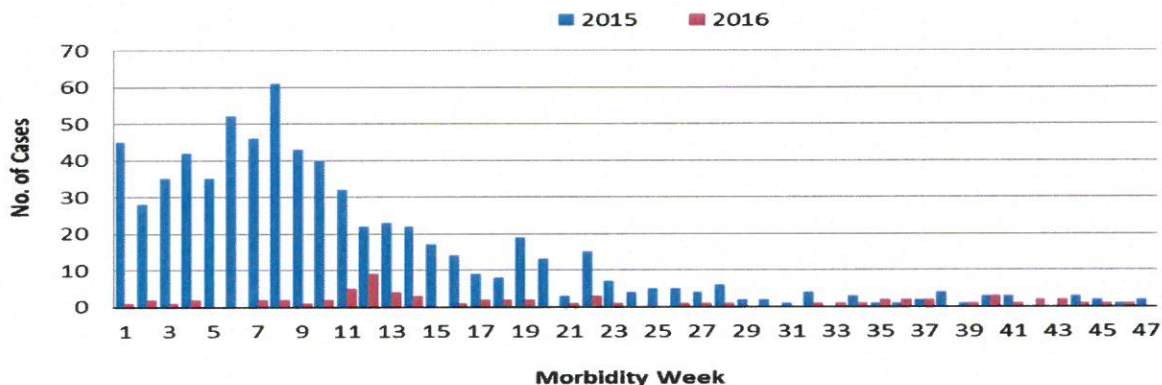
Epidemiology Bureau  
Public Health Surveillance Division

## WEEKLY INCIDENCE OF VACCINE PREVENTABLE DISEASES, 2015-2016

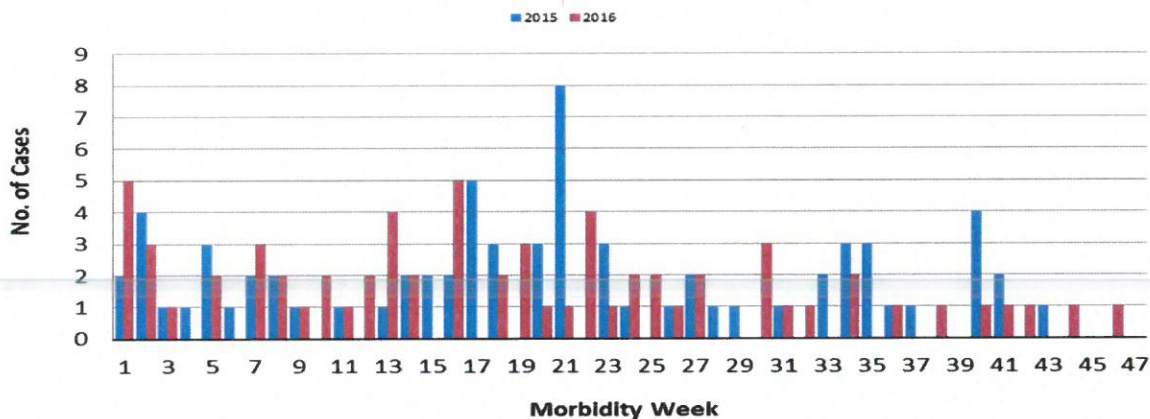
**Fig. 25 Confirmed Diphtheria Cases  
as of November 26, 2016 (N=31)**



**Fig. 26 Confirmed Measles Cases  
as of November 26, 2016 (n=70)**



**Fig. 27 Clinically Confirmed Neonatal Tetanus Cases  
as of November 26, 2016 (N=66)**



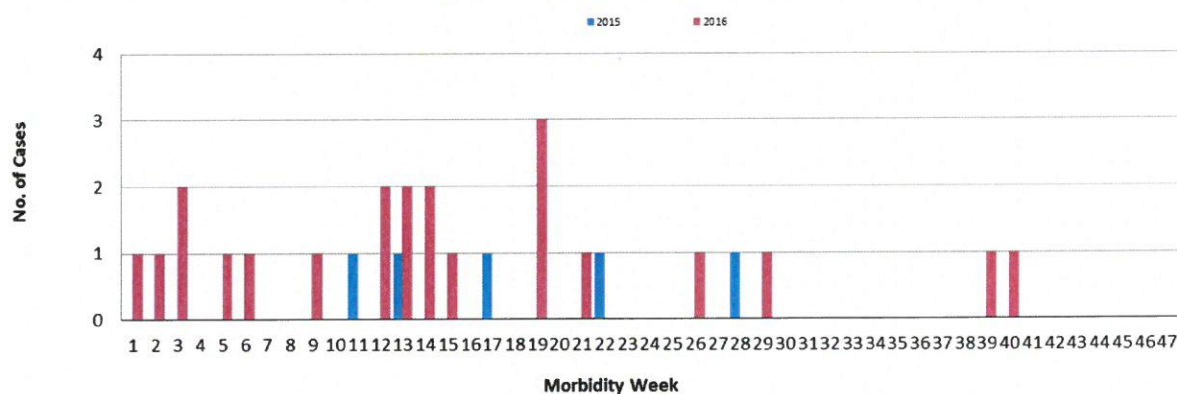




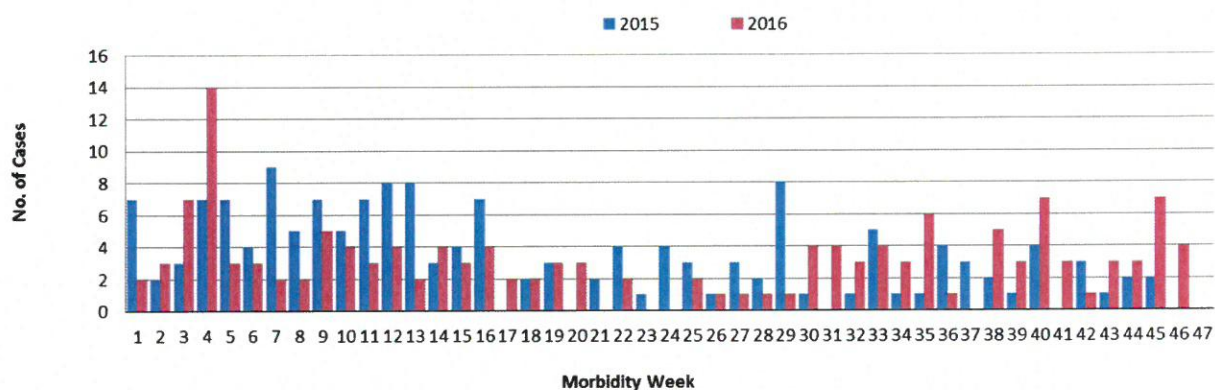
Morbidity Week 47 - January 1 – November 26, 2016

Epidemiology Bureau  
Public Health Surveillance Division

**Fig. 28 Confirmed Pertussis Cases  
as of November 26, 2016 (N=22)**

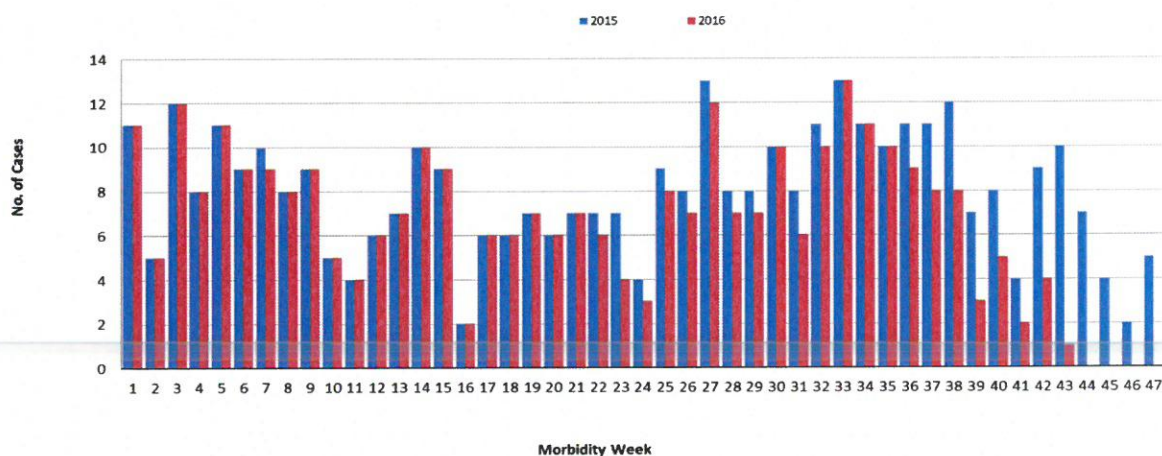


**Fig. 29 Confirmed Rubella Cases  
as of November 26, 2016 (n=144)**



## WEEKLY INCIDENCE OF DISEASES FOR ERADICATION, 2015-2016

**Fig. 30 Reported AFP Cases discarded as non-polio  
as of November 26, 2016 (N=311)**





Morbidity Week 47 - January 1 – November 26, 2016

Epidemiology Bureau  
Public Health Surveillance Division


**EDITORIAL BOARD**

  
Irma L. Asuncion, MD, MHA, CESO IV  
Director IV

  
Genesis May J. Samonte, MD, MSc, PHSAE  
OIC, Division Chief PHSD

  
Allan P. Ignacio  
Statistician II

  
June B. Corpuz, RN  
Nurse III

  
Jezza Jonah D. Crucena, RN  
Nurse III