



Morbidity Week 45 - January 1 – November 12, 2016

Epidemiology Bureau

Public Health Surveillance Division

Notifiable Diseases	January 1 to November 12 (Morbidity Week 45)				
	2016			2015	% Difference *2016 vs 2015
	Cases	Deaths	CFR (%)	Cases	
INFECTIOUS DISEASES					
Acute Encephalitis Syndrome	388	24	6.19	218	78.0
Bacterial Meningitis	1,938	165	8.51	2,163	-10.4
Hand, Foot and Mouth Disease	619	1	0.16	3,490	-82.3
Influenza	82	0	0.00	105	-21.9
Influenza-like Illness	105,634	22	0.02	106,140	-0.5
Meningococcal Disease	172	95	55.23	142	21.1
FOOD/WATER-BORNE DISEASES					
Acute Bloody Diarrhea	11,355	39	0.34	11,575	-1.9
Cholera	80	0	0.00	16	400.0
Confirmed Rotavirus	965	2	0.21	887	8.8
Hepatitis A	552	2	0.36	799	-30.9
Paralytic Shellfish Poisoning	50	2	4.00	69	-27.5
Typhoid	25,639	38	0.15	28,483	-10.0
VECTOR-BORNE DISEASES					
Acute Hemorrhagic Fever	19	0	0.00	74	-74.3
Suspect Chikungunya	5,078	0	0.00	-	-
Suspect Dengue	180,453	818	0.45	182,893	-1.3
Confirmed Dengue	944	4	0.42	1,886	-49.9
Japanese Encephalitis	326	17	5.21	-	-
Malaria	1,784	2	0.11	972	83.5
ZOO NOTIC DISEASES					
Anthrax	0	0	0.00	0	0.0
Leptospirosis	1,355	139	10.26	1,266	7.0
Rabies	211	211	100.00	231	-8.7
OTHER DISEASES					
Hepatitis B	2,559	30	1.17	2,639	-3.0
Hepatitis C	80	5	6.25	52	53.8
Non-Neonatal Tetanus	805	158	19.63	765	5.2
VACCINE PREVENTABLE DISEASES					
Diphtheria	31	14	45.16	9	244.4
Measles	66	0	0.00	687	-90.4
Neonatal Tetanus	65	45	69.23	71	-8.5
Pertussis	22	5	22.73	5	340.0
Rubella	130	0	0.00	157	-17.2
DISEASE FOR ERADICATION					
Acute Flaccid Paralysis	2016		2015		
	Negative for Polio	Positive for Polio	Negative for Polio	Positive for Polio	
	288	0	397	0	

*\*NOTE: Case counts reported here do NOT represent the final number and are subject to change after inclusion of delayed reports and review of cases.*



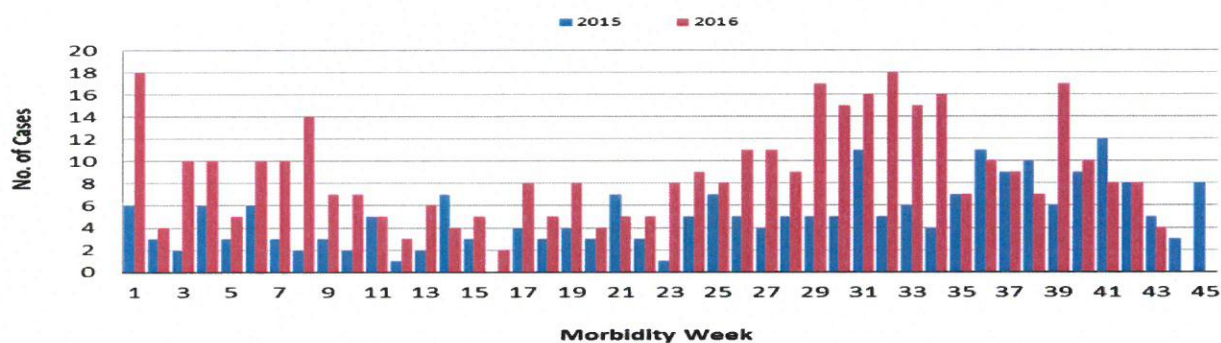
Morbidity Week 45 - January 1 – November 12, 2016

Epidemiology Bureau

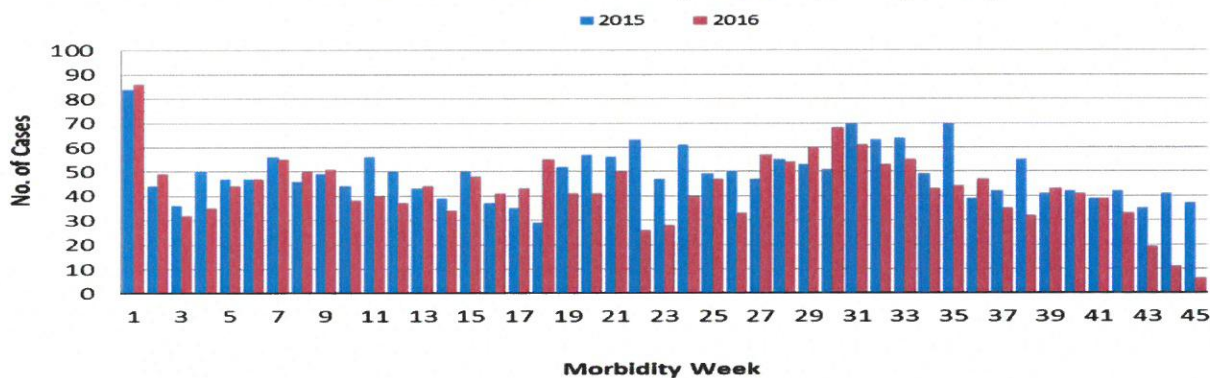
Public Health Surveillance Division

## WEEKLY INCIDENCE OF INFECTIOUS DISEASES, 2015-2016

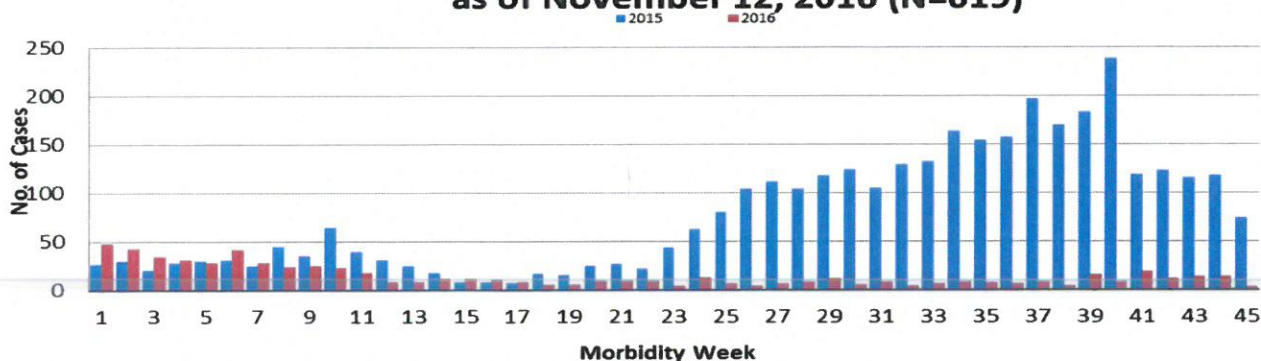
**Fig. 1 Suspect Acute Encephalitis Syndrome Cases as of November 12, 2016 (N=388)**



**Fig. 2 Suspect Bacterial Meningitis Cases as of November 12, 2016 (N=1,938)**



**Fig. 3 Hand, foot and Mouth Disease Cases as of November 12, 2016 (N=619)**





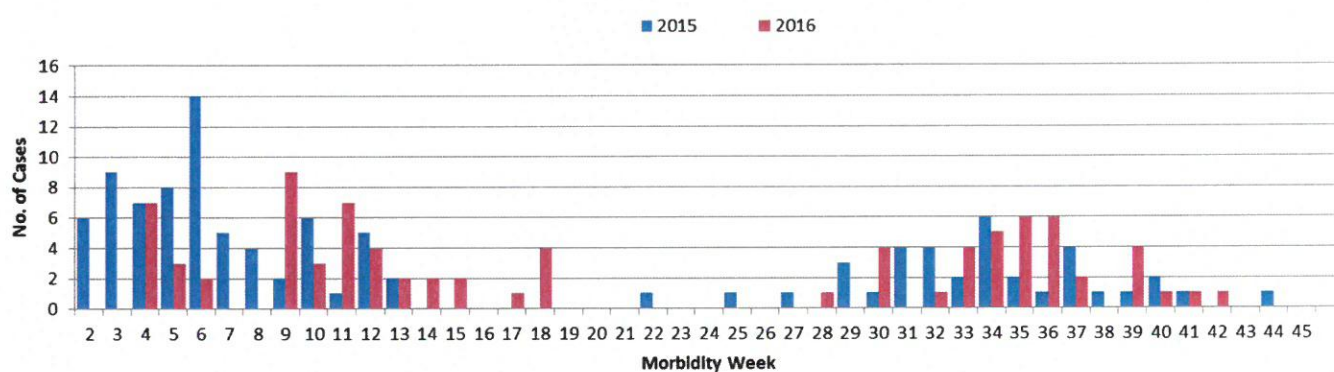


Morbidity Week 45 - January 1 – November 12, 2016

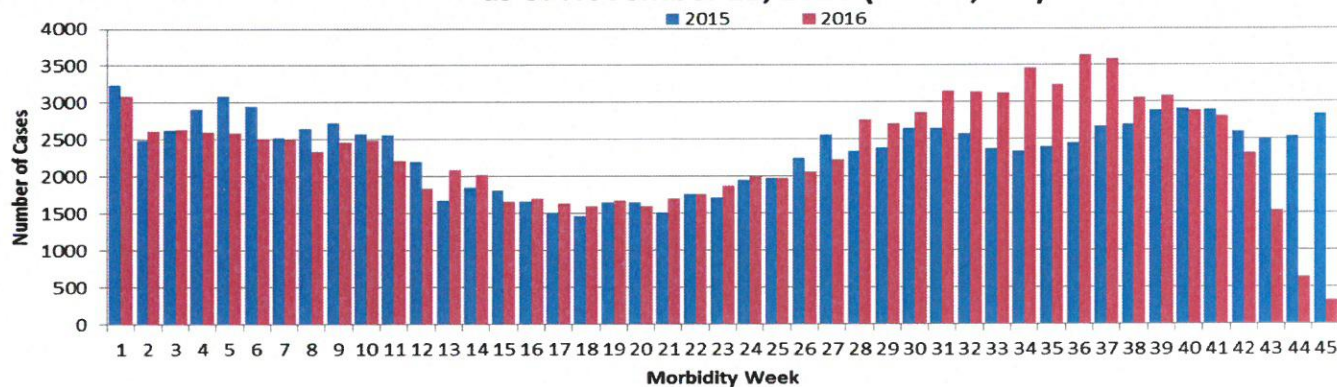
Epidemiology Bureau

Public Health Surveillance Division

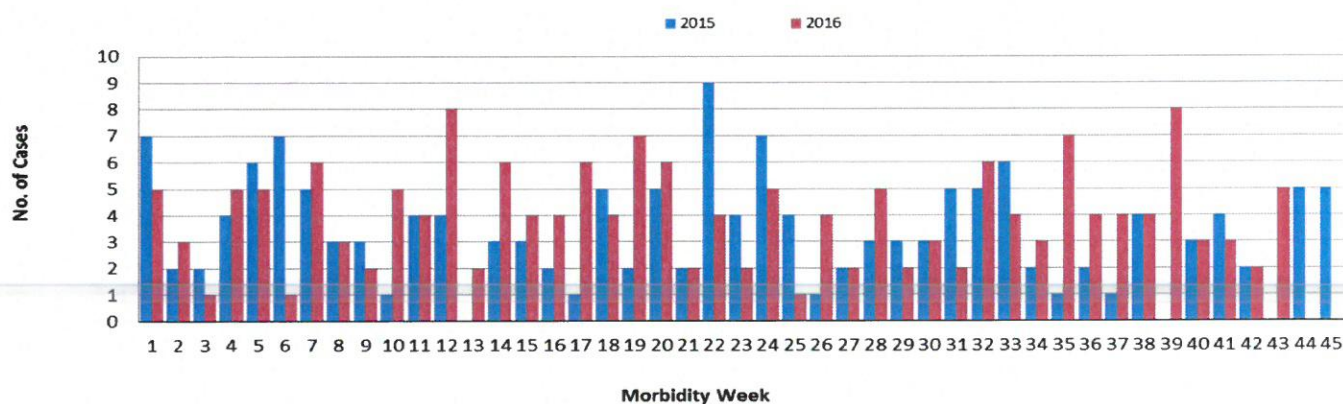
**Fig. 4 Influenza Cases  
as of November 12, 2016 (n=82)**



**Fig.5 Influenza-like Illness Cases  
as of November 12, 2016 (N=105,634)**



**Fig. 6 Suspect Meningococcal Disease Cases  
as of November 12, 2016 (N=172)**





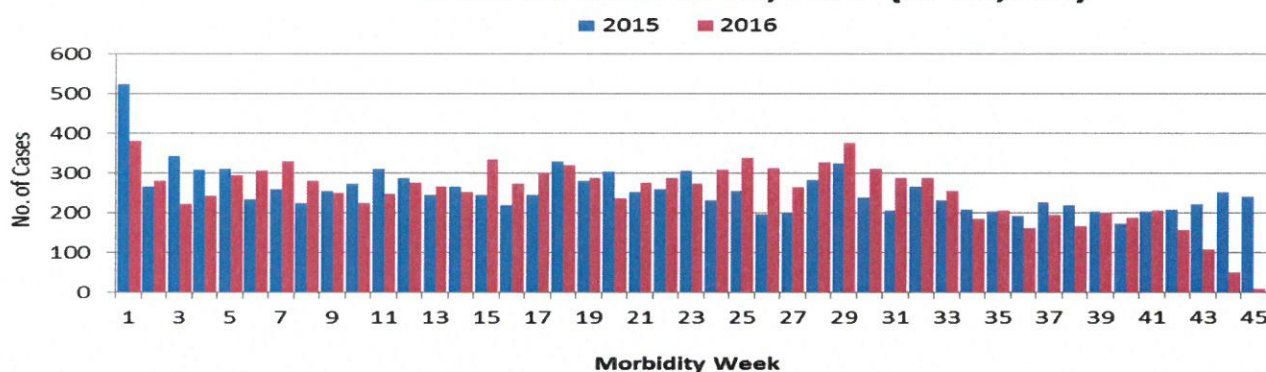
Morbidity Week 45 - January 1 – November 12, 2016

Epidemiology Bureau

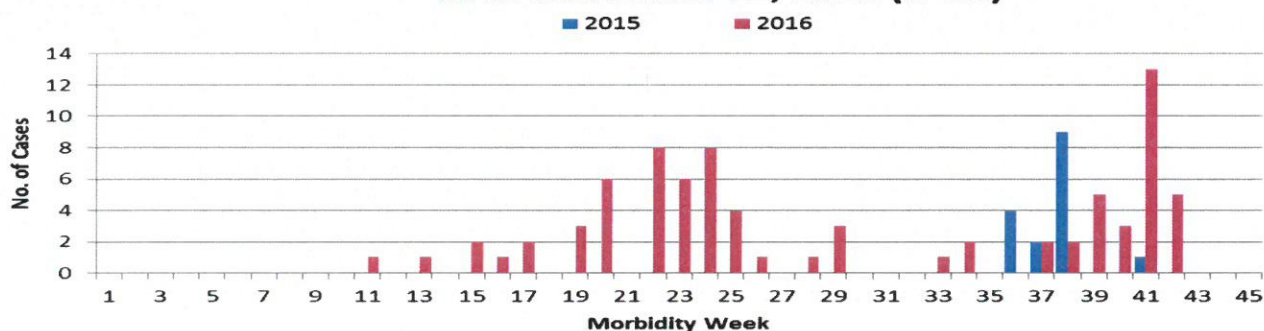
Public Health Surveillance Division

## WEEKLY INCIDENCE OF FOOD/WATER-BORNE DISEASES, 2015-2016

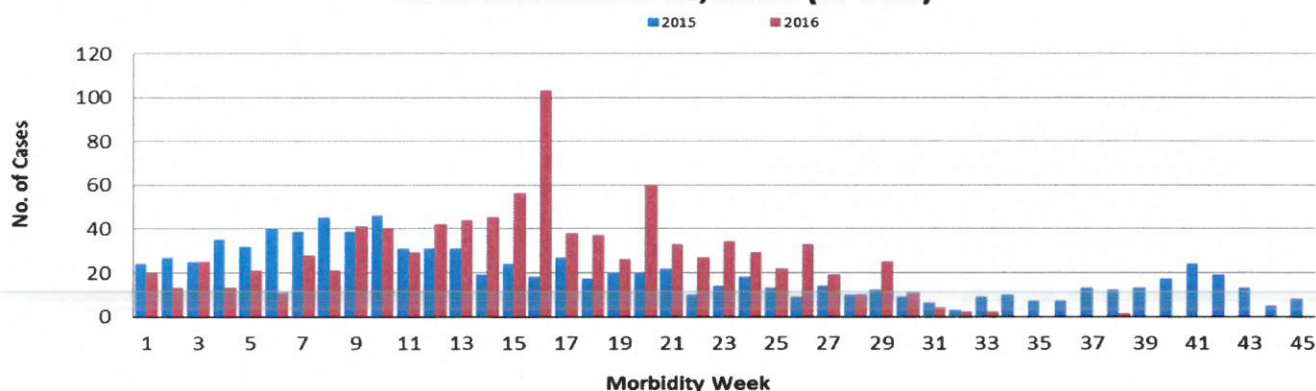
**Fig. 7 Acute Bloody Diarrhea Cases  
as of November 12, 2016 (N=11,355)**



**Fig. 8 Confirmed Cholera Cases  
as of November 12, 2016 (n=80)**



**Fig. 9 Confirmed Rotavirus Cases  
as of November 12, 2016 (N=965)**





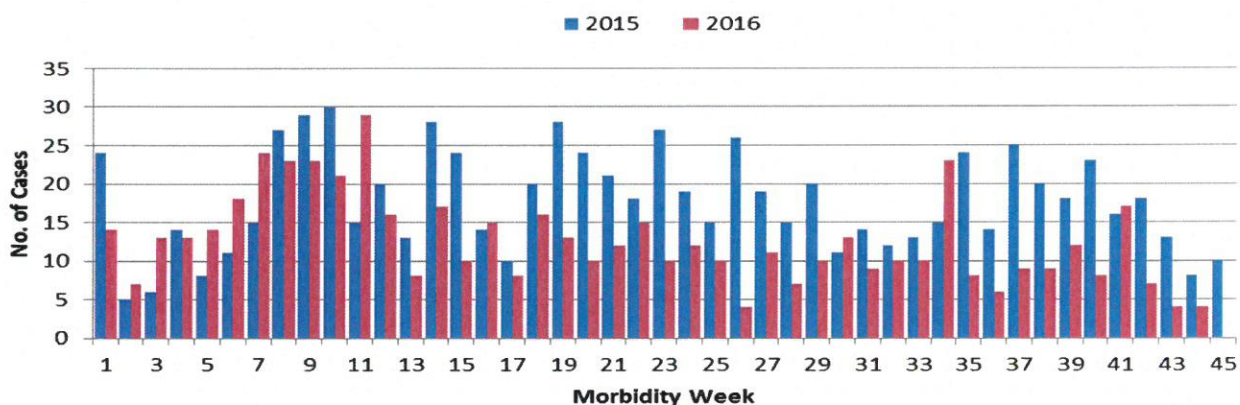


Morbidity Week 45 - January 1 – November 12, 2016

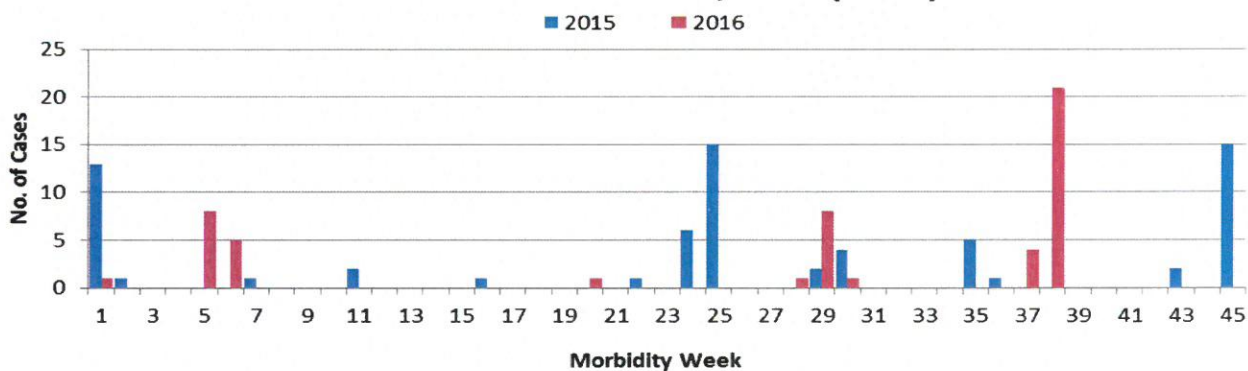
Epidemiology Bureau

Public Health Surveillance Division

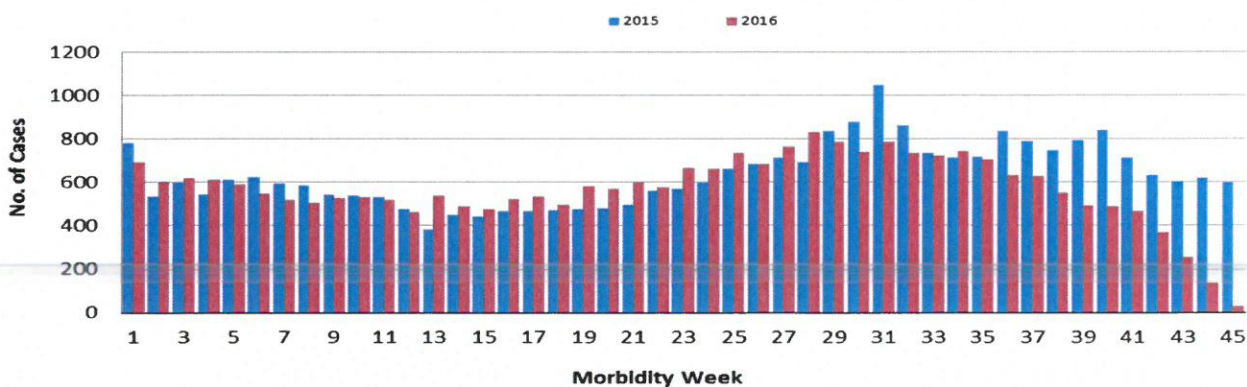
**Fig. 10 Hepatitis A Cases  
as of November 12, 2016 (n=552)**



**Fig.11 Paralytic Shellfish Poisoning Cases  
as of November 12, 2016 (N=50)**



**Fig. 12 Typhoid Cases  
as of November 12, 2016 (N=25,639)**





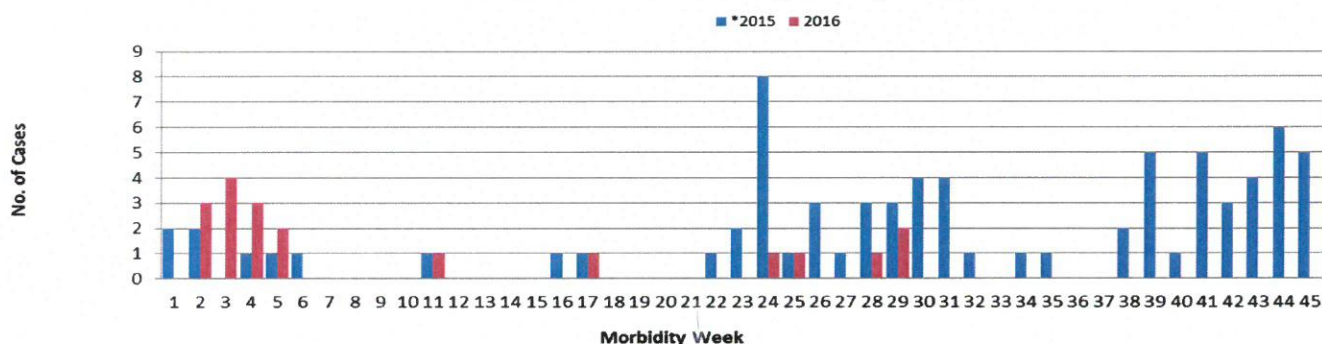
Morbidity Week 45 - January 1 – November 12, 2016

Epidemiology Bureau

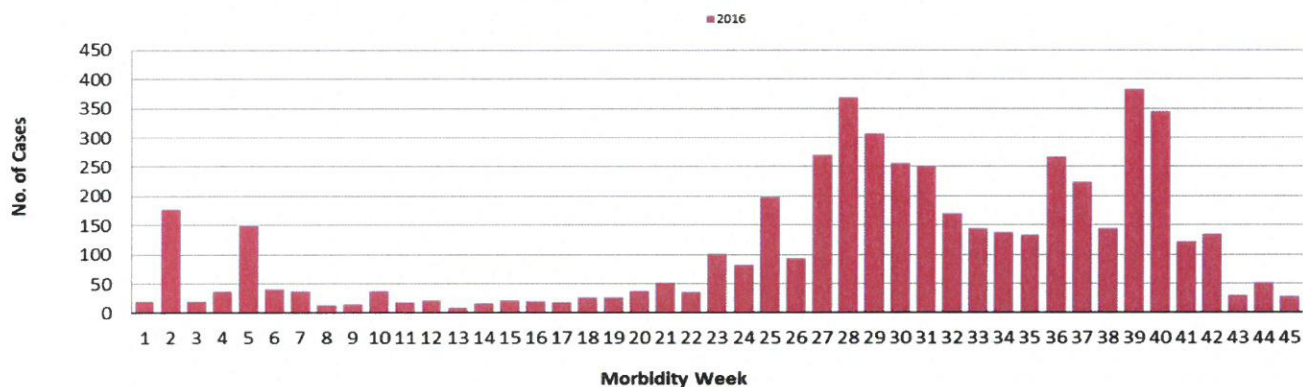
Public Health Surveillance Division

## WEEKLY INCIDENCE OF VECTOR-BORNE DISEASES, 2015-2016

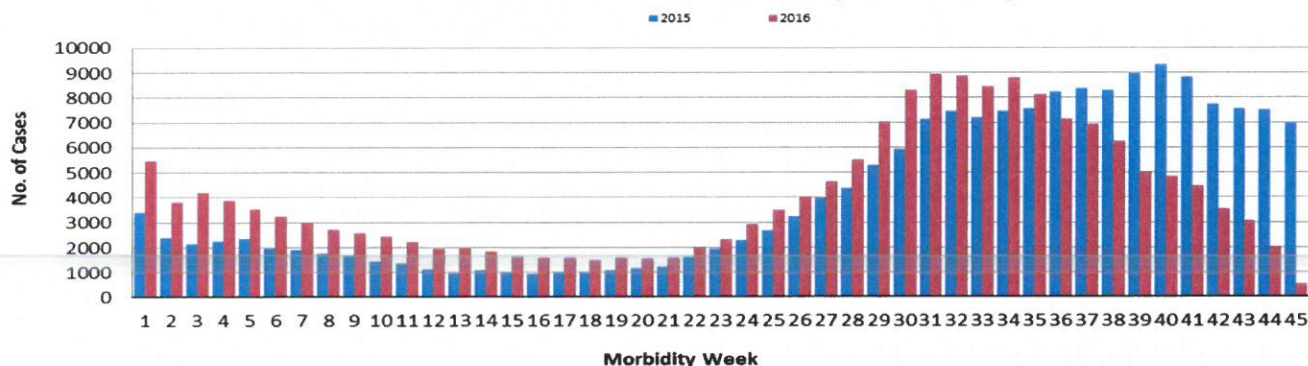
**Fig. 13 Suspect Acute Hemorrhagic Fever Cases  
as of November 12, 2016 (N=19)**



**Fig. 14 Suspect Chikungunya Cases  
as of November 12, 2016 (N=5,078)**



**Fig. 15 Suspect Dengue Cases  
as of November 12, 2016 (N=180,453)**





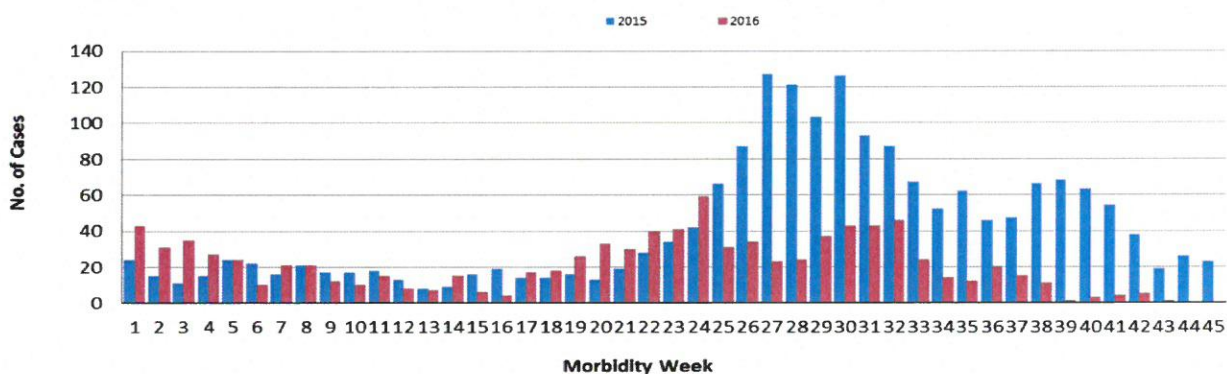


Morbidity Week 45 - January 1 – November 12, 2016

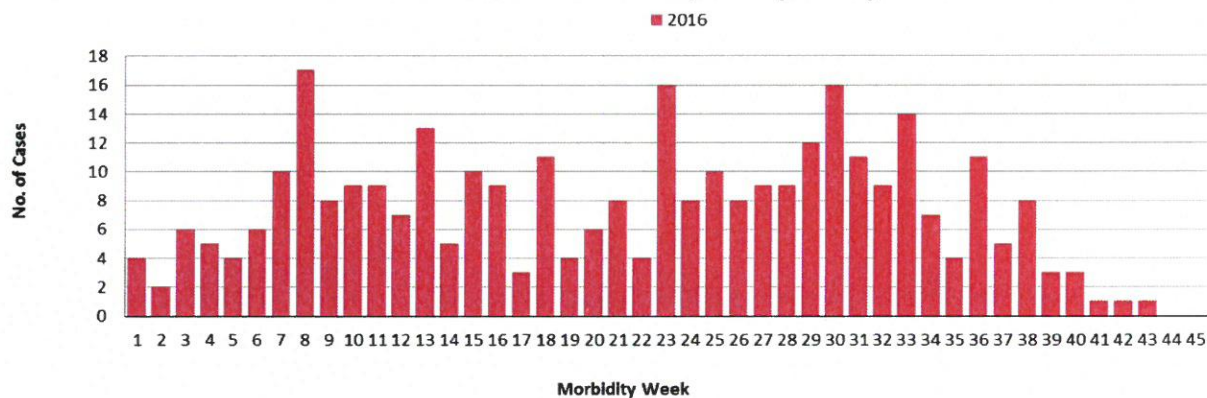
Epidemiology Bureau

Public Health Surveillance Division

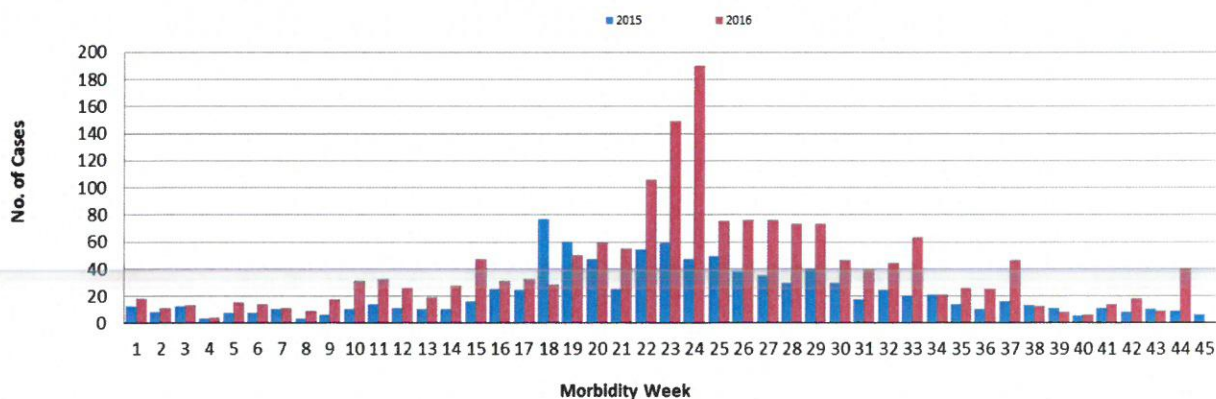
**Fig. 16 Confirmed Dengue Cases  
as of November 12, 2016 (n=944)**



**Fig. 17 Reported Japanese Encephalitis Cases  
as of November 12, 2016 (N=326)**



**Fig. 18 Malaria Cases  
as of November 12, 2016 (N=1,784)**





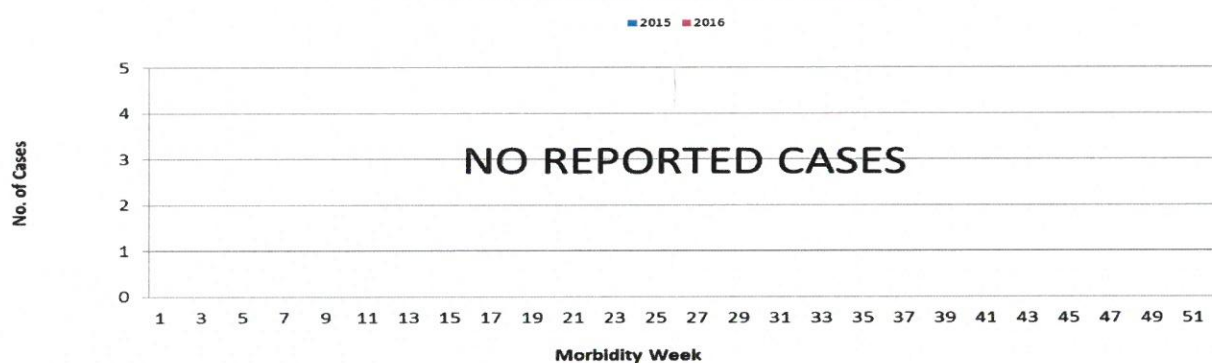
Morbidity Week 45 - January 1 – November 12, 2016

Epidemiology Bureau

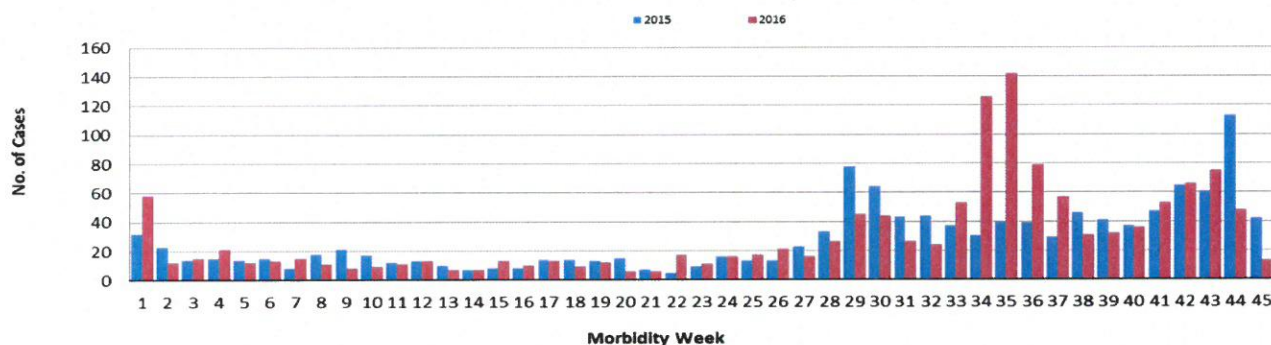
Public Health Surveillance Division

## WEEKLY INCIDENCE OF ZONOTIC DISEASES, 2015-2016

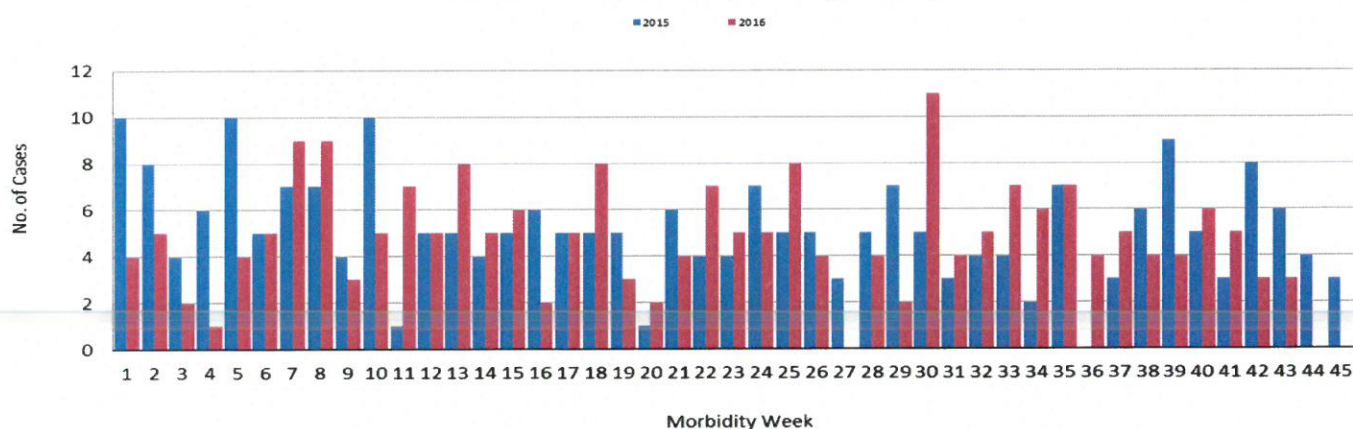
**Fig. 19 Suspect Anthrax Cases  
as of November 12, 2016 (N=0)**



**Fig. 20 Leptospirosis Cases  
as of November 12, 2016 (N=1,355)**



**Fig. 21 Rabies Cases  
as of November 12, 2016 (N=211)**







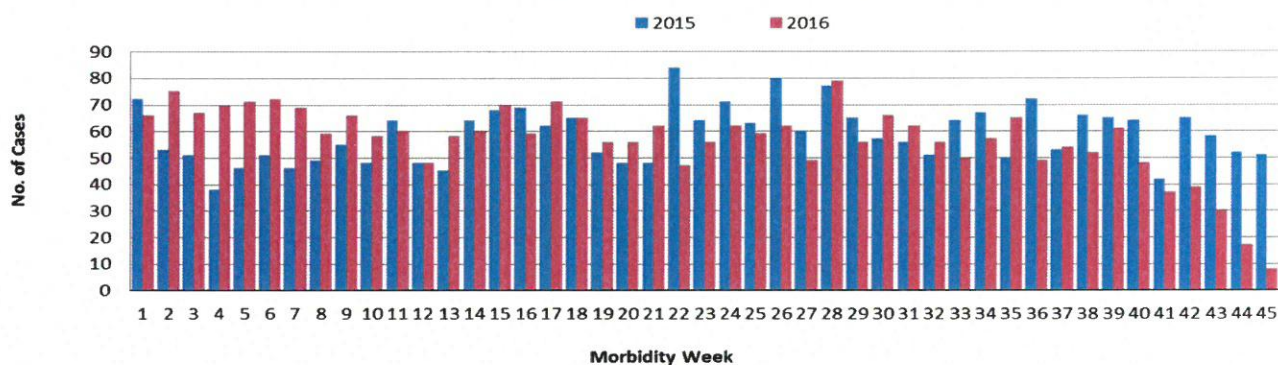
Morbidity Week 45 - January 1 – November 12, 2016

Epidemiology Bureau

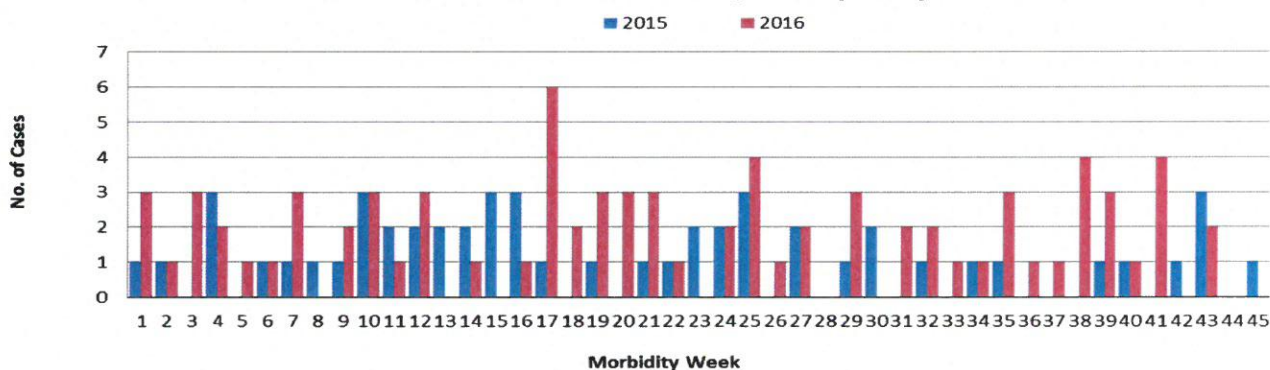
Public Health Surveillance Division

## WEEKLY INCIDENCE OF OTHER DISEASES, 2015-2016

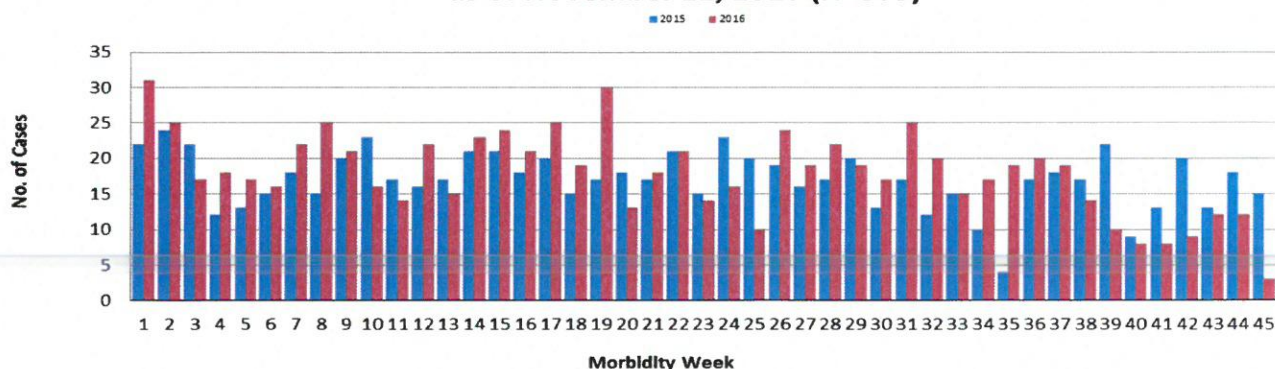
**Fig. 22 Confirmed Hepatitis B Cases  
as of November 12, 2016 (n=2,559)**



**Fig. 23 Confirmed Hepatitis C Cases  
as of November 12, 2016 (n=80)**



**Fig. 24 Non-Neonatal Tetanus Cases  
as of November 12, 2016 (N=805)**





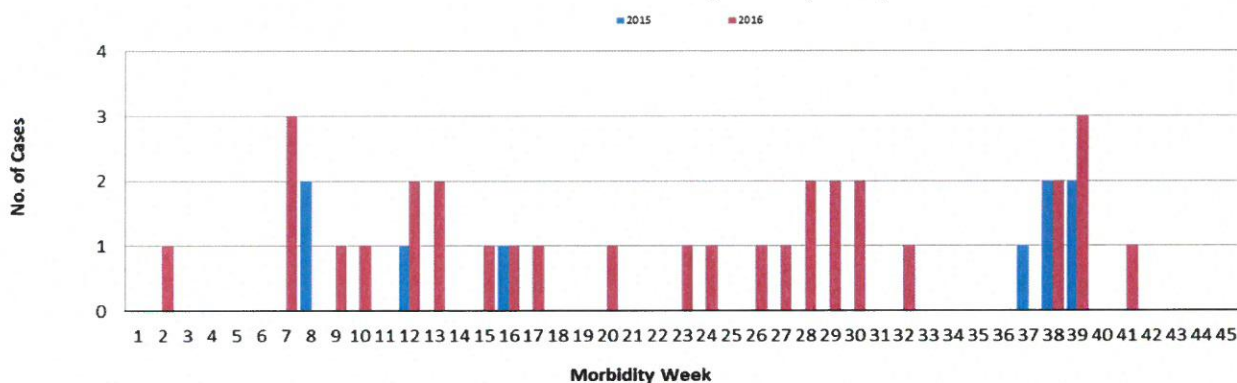
Morbidity Week 45 - January 1 – November 12, 2016

Epidemiology Bureau

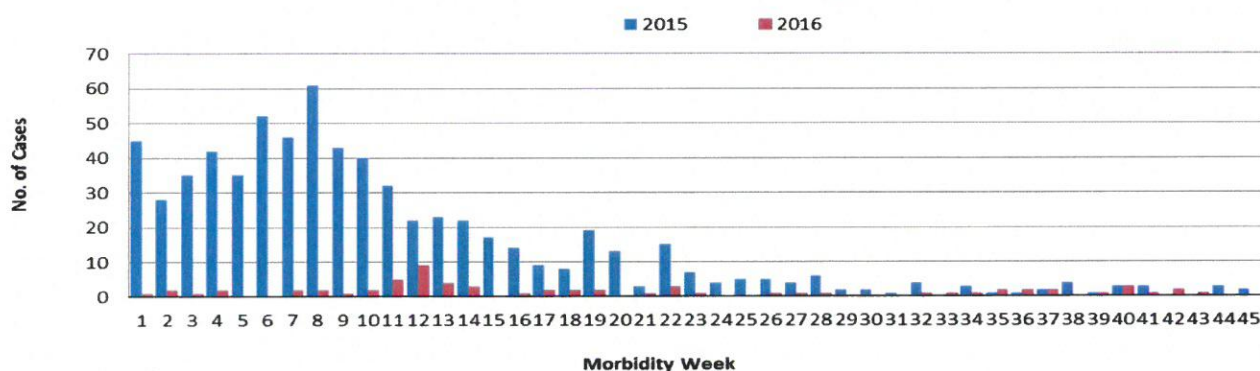
Public Health Surveillance Division

## WEEKLY INCIDENCE OF VACCINE PREVENTABLE DISEASES, 2015-2016

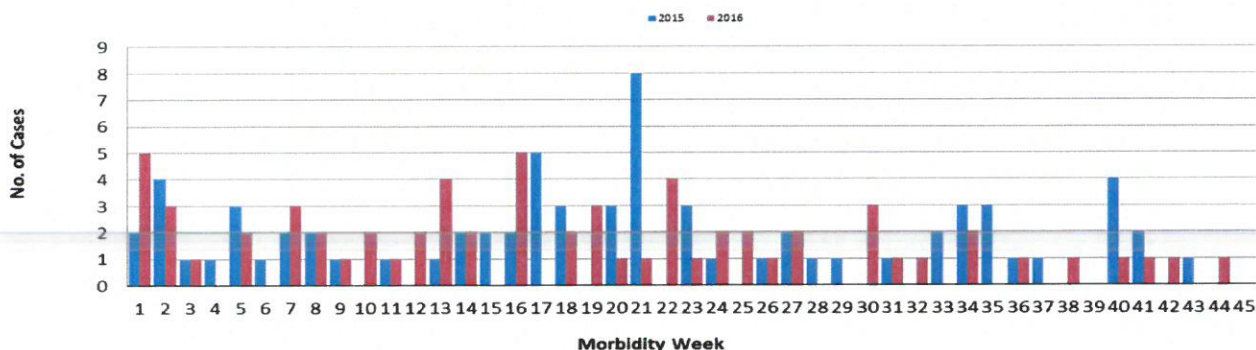
**Fig. 25 Confirmed Diphtheria Cases  
as of November 12, 2016 (n=31)**



**Fig. 26 Confirmed Measles Cases  
as of November 12, 2016 (n=66)**



**Fig. 27 Clinically Confirmed Neonatal Tetanus Cases  
as of November 12, 2016 (n=65)**





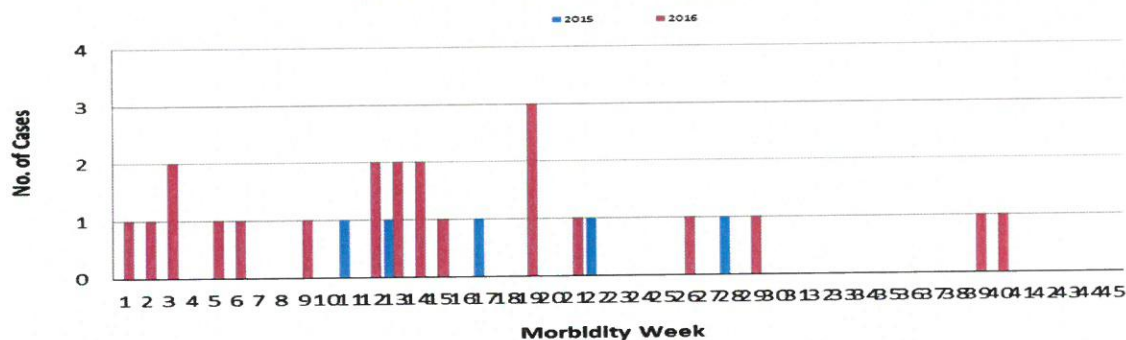


Morbidity Week 45 - January 1 – November 12, 2016

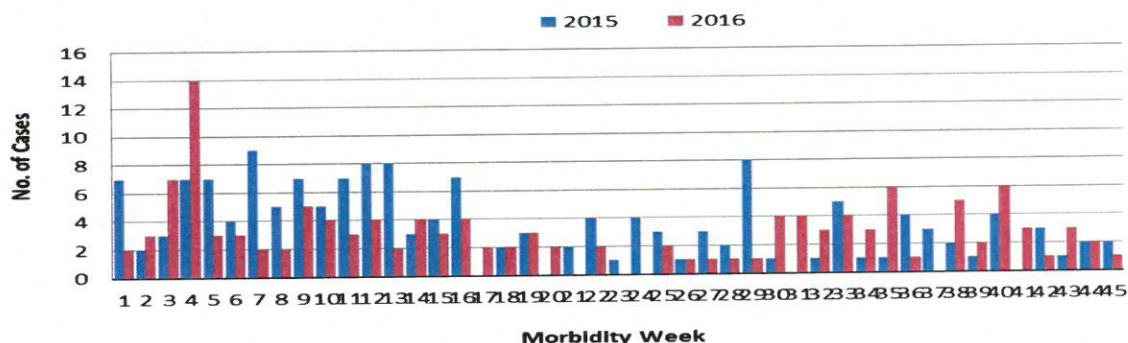
Epidemiology Bureau

Public Health Surveillance Division

**Fig. 28 Confirmed Pertussis Cases  
as of November 12, 2016 (N=22)**

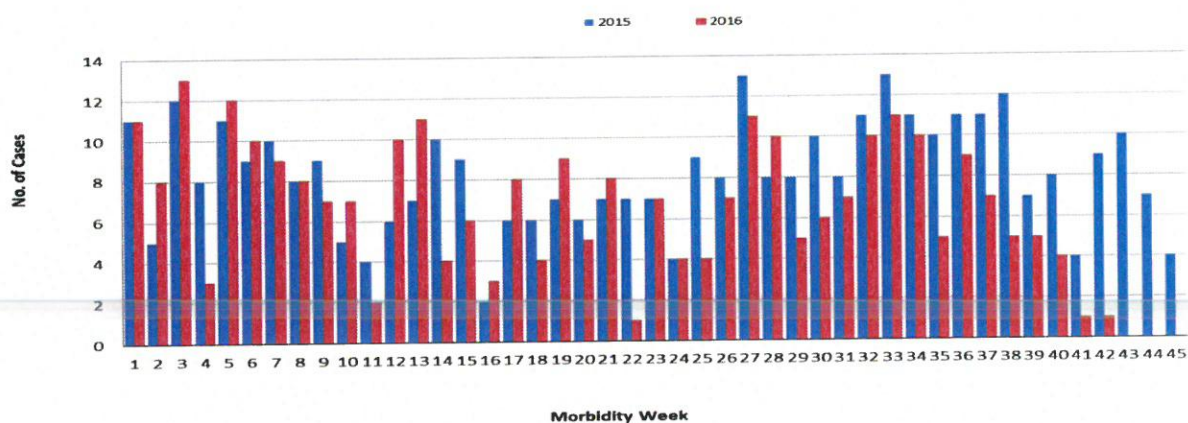


**Fig. 29 Confirmed Rubella Cases  
as of November 12, 2016 (n=130)**



## WEEKLY INCIDENCE OF DISEASES FOR ERADICATION, 2015-2016

**Fig. 30 Reported AFP Cases discarded as non-polio  
as of November 12, 2016 (N=288)**





Morbidity Week 45 - January 1 – November 12, 2016

Epidemiology Bureau  
Public Health Surveillance Division


**EDITORIAL BOARD**

  
Irma L. Asuncion, MD, MHA, CESO IV  
Director IV

  
Genesis May J. Samonte, MD, MSc, PHSAE  
OIC, Division Chief PHSD

  
Allan P. Ignacio  
Statistician II

  
June B. Corpuz, RN  
Nurse III

  
Jezza Jonah D. Crucena, RN  
Nurse III