



Morbidity Week 42 - January 1 – October 22, 2016

Epidemiology Bureau
 Public Health Surveillance Division

Notifiable Diseases	Morbidity Week 42				
	2016			2015	% Difference *2016 vs 2015
	Cases	Deaths	CFR (%)	Cases	
AIR/DROPLET-BORNE DISEASES					
Acute Encephalitis Syndrome †	375	23	6.13	213	76.1
Acute Encephalitis Syndrome ‡	37	1	2.70	22	68.2
Bacterial Meningitis †	1837	161	8.76	2099	-12.5
Bacterial Meningitis ‡	82	2	2.44	35	134.3
Hand, Foot and Mouth Disease †	582	1	0.17	3184	-81.7
Hand, Foot and Mouth Disease ‡	23	0	0.00	186	-87.6
Influenza-like Illness †	102017	21	0.02	98260	3.8
Influenza-like Illness ‡	67	0	0.00	104	-35.6
Meningococcal Disease †	165	93	56.36	142	16.2
Meningococcal Disease ‡	9	6	66.67	9	0.0
FOOD/WATER-BORNE DISEASES					
Acute Bloody Diarrhea †	10775	38	0.35	10858	-0.8
Cholera †	13869	98	0.71	3900	255.6
Cholera ‡	78	0	0.00	16	387.5
Paralytic Shellfish Poisoning †	50	2	4.00	52	-3.8
Typhoid †	24742	34	0.14	26661	-7.2
Typhoid ‡	231	2	0.87	227	1.8
Viral Hepatitis A ‡	543	2	0.37	768	-29.3
VECTOR-BORNE DISEASES					
Acute Hemorrhagic Fever †	19	0	0.00	59	-67.8
Dengue †	174407	777	0.45	162626	7.2
Dengue ‡	943	4	0.42	1818	-48.1
Malaria †	1685	2	0.12	948	77.7
ZOONOTIC DISEASES					
Anthrax	0	0	0.00	0	0.0
Leptospirosis †	1179	119	10.09	1050	12.3
Leptospirosis ‡	35	1	2.86	30	16.7
Rabies	207	207	100.00	205	1.0
OTHER DISEASES					
Non-Neonatal Tetanus †	775	153	19.74	719	7.8
Viral Hepatitis B ‡	2470	30	1.21	2478	-0.3
Viral Hepatitis C ‡	78	5	6.41	48	62.5

Legend:

- † Suspected /Clinically-confirmed cases
- ‡ Laboratory-confirmed cases

**NOTE: Case counts reported here do NOT represent the final number and are subject to change after inclusion of delayed reports and review of cases.*

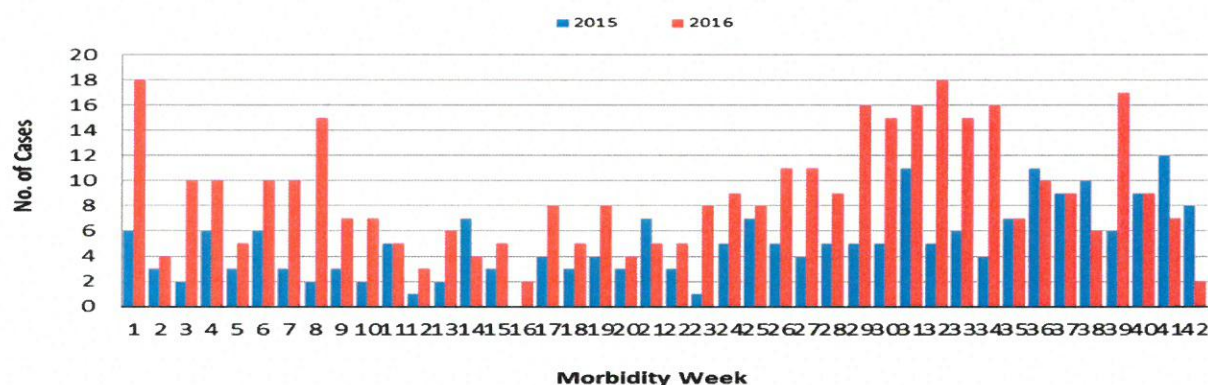


Morbidity Week 42 - January 1 – October 22, 2016

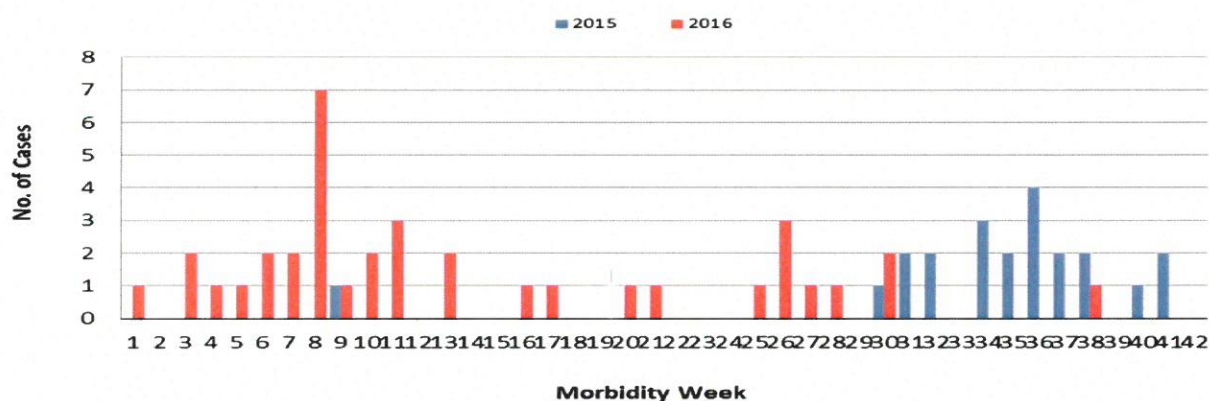
Epidemiology Bureau
Public Health Surveillance Division

WEEKLY INCIDENCE OF AIR/DROPLET-BORNE DISEASES, 2015-2016

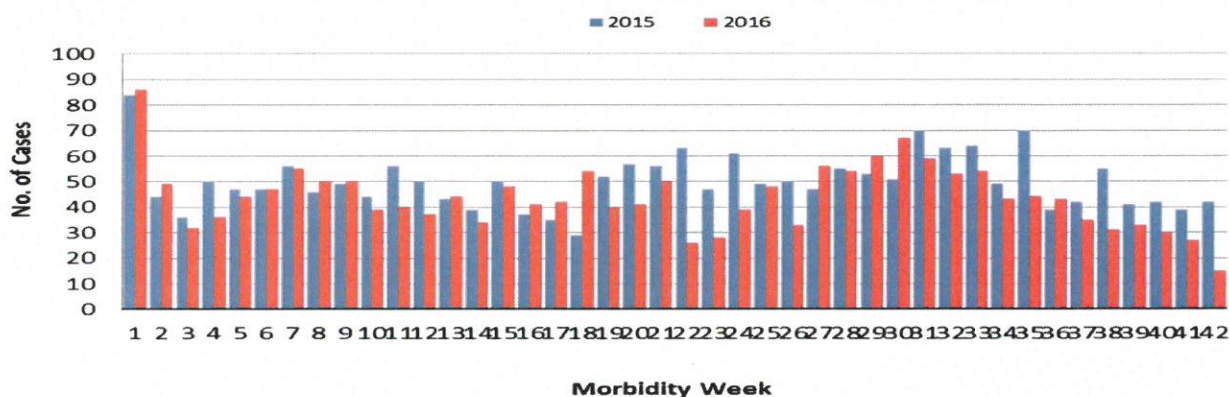
**Fig. 1 Suspect Acute Encephalitis Syndrome Cases
as of October 22, 2016 (N=375)**



**Fig. 2 Confirmed Acute Encephalitis Syndrome Cases
as of October 22, 2016 (n=37)**



**Fig. 3 Suspect Bacterial Meningitis Cases
as of October 22, 2016 (N=1,837)**

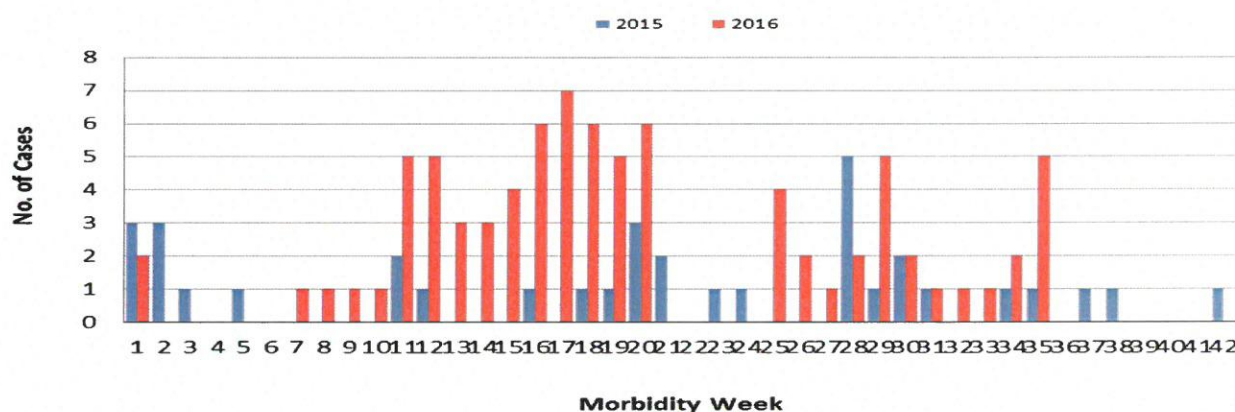




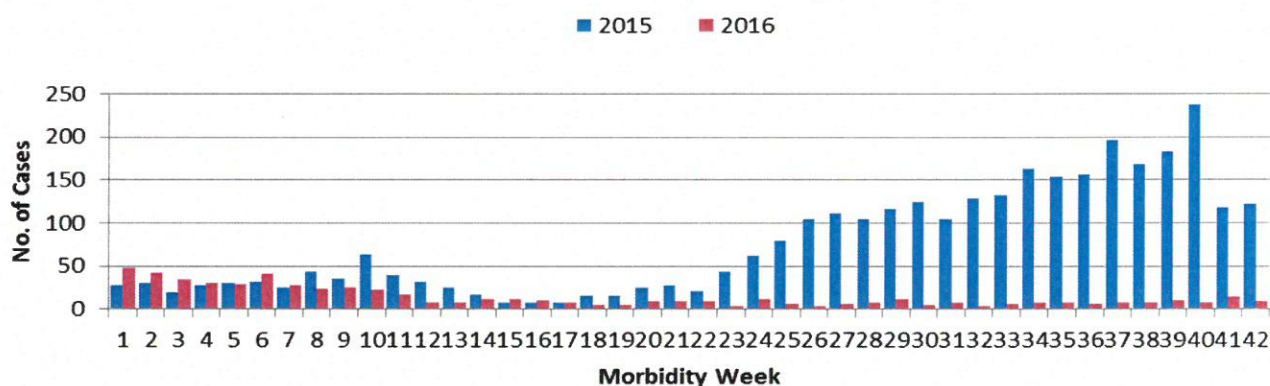
Morbidity Week 42 - January 1 – October 22, 2016

Epidemiology Bureau
Public Health Surveillance Division

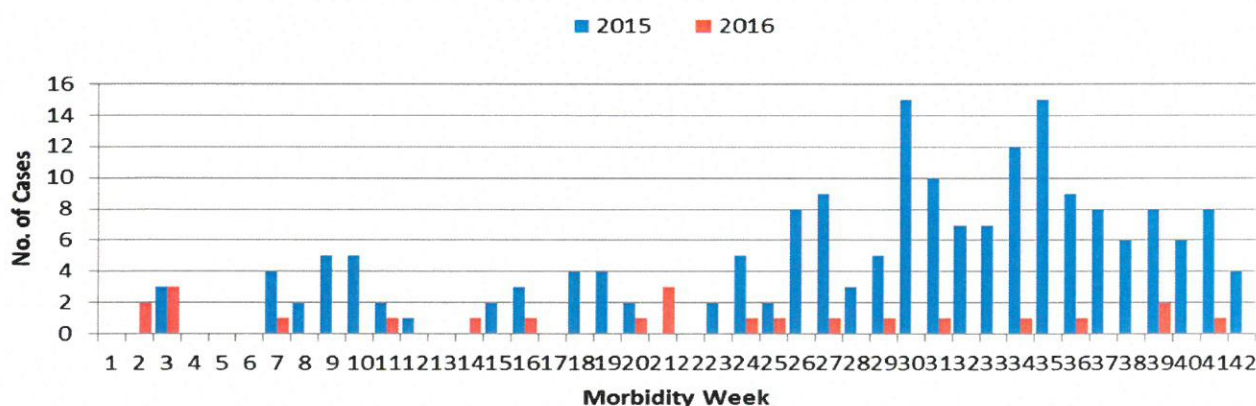
**Fig. 4 Confirmed Bacterial Meningitis Cases
as of October 22, 2016 (n=82)**



**Fig.5 Suspect Hand, Foot and Mouth Disease Cases
as of October 22, 2016 (N=582)**



**Fig.6 Confirmed Hand, Foot and Mouth Disease Cases
as of October 22, 2016 (n=23)**

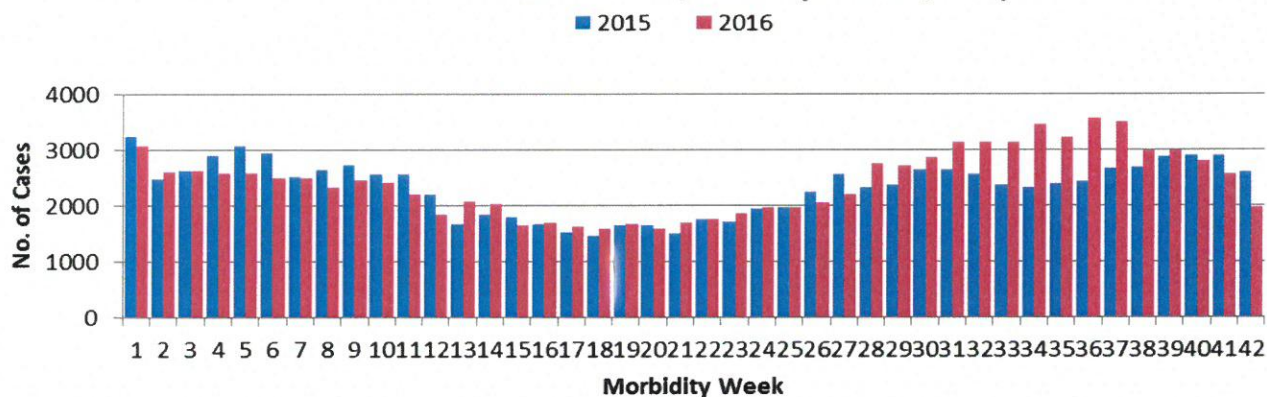




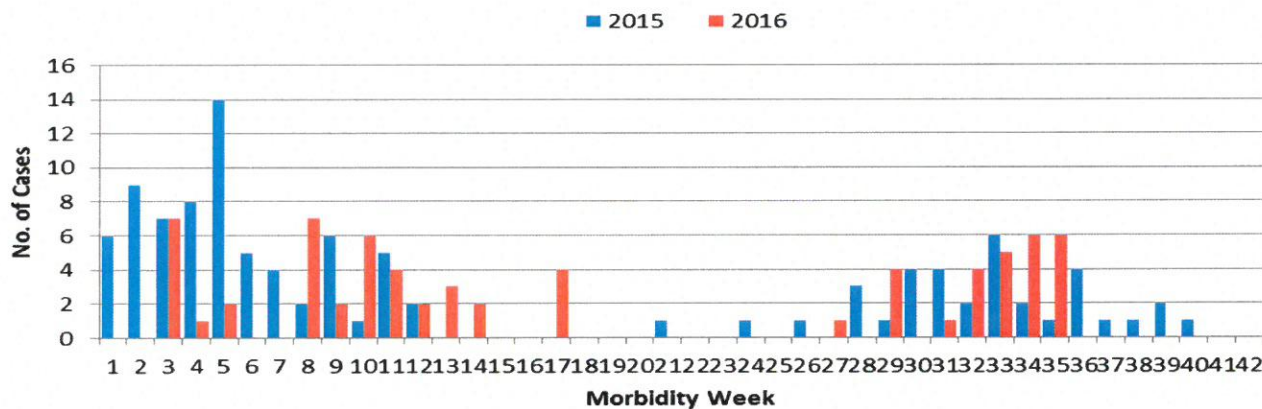
Morbidity Week 42 - January 1 – October 22, 2016

Epidemiology Bureau
Public Health Surveillance Division

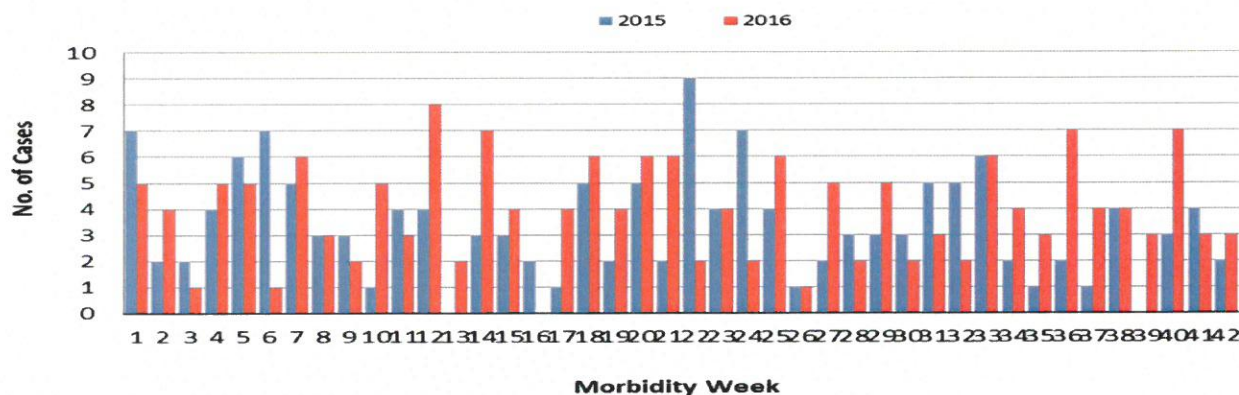
**Fig.7 Influenza-like Illness Cases
as of October 22, 2016 (N=102,017)**



**Fig.8 Influenza Cases
as of October 22, 2016 (n=67)**



**Fig. 9 Suspect Meningococcal Disease Cases
as of October 22, 2016 (N=165)**

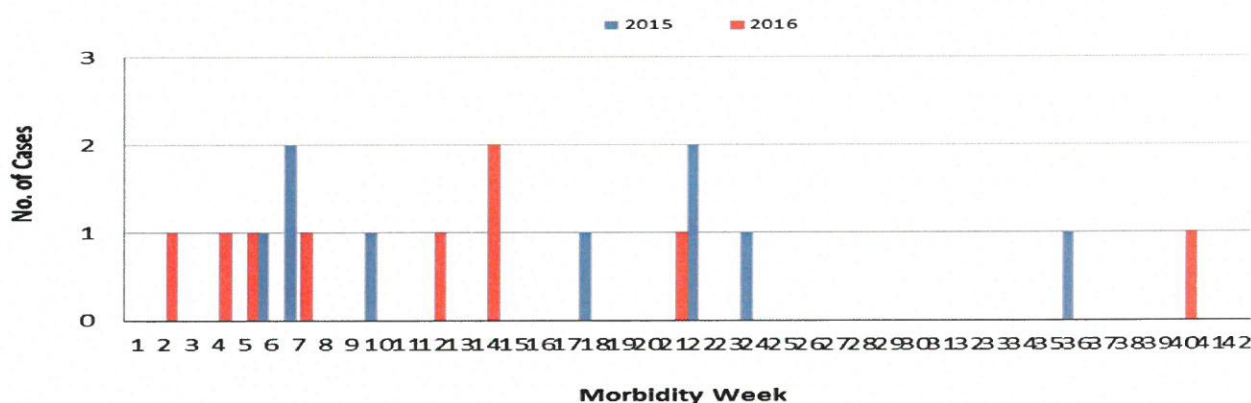




Morbidity Week 42 - January 1 – October 22, 2016

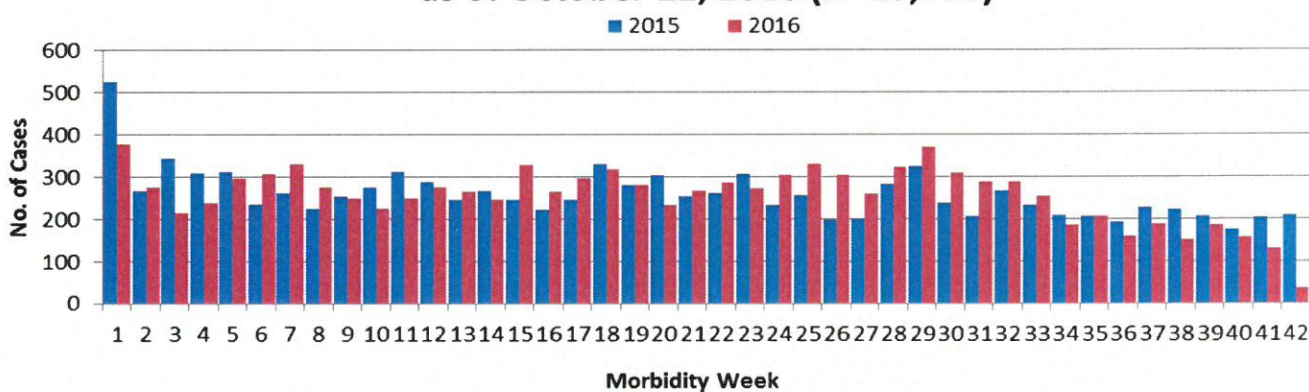
Epidemiology Bureau
Public Health Surveillance Division

**Fig. 10 Confirmed Meningococcal Disease Cases
as of October 22, 2016 (n=9)**

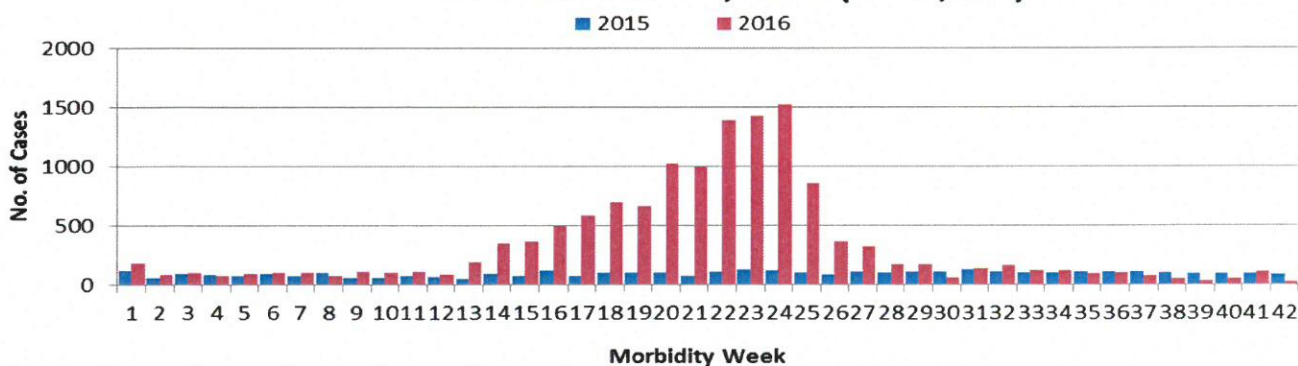


WEEKLY INCIDENCE OF FOOD/WATER-BORNE DISEASES, 2015-2016

**Fig.11 Acute Bloody Diarrhea Cases
as of October 22, 2016 (N=10,775)**



**Fig.12 Suspect Cholera Cases
as of October 22, 2016 (N=13,869)**

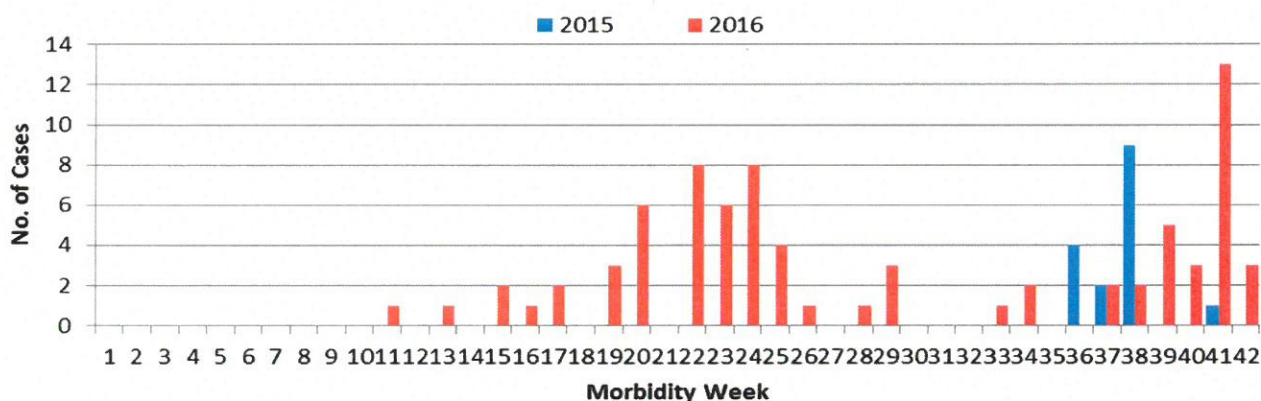




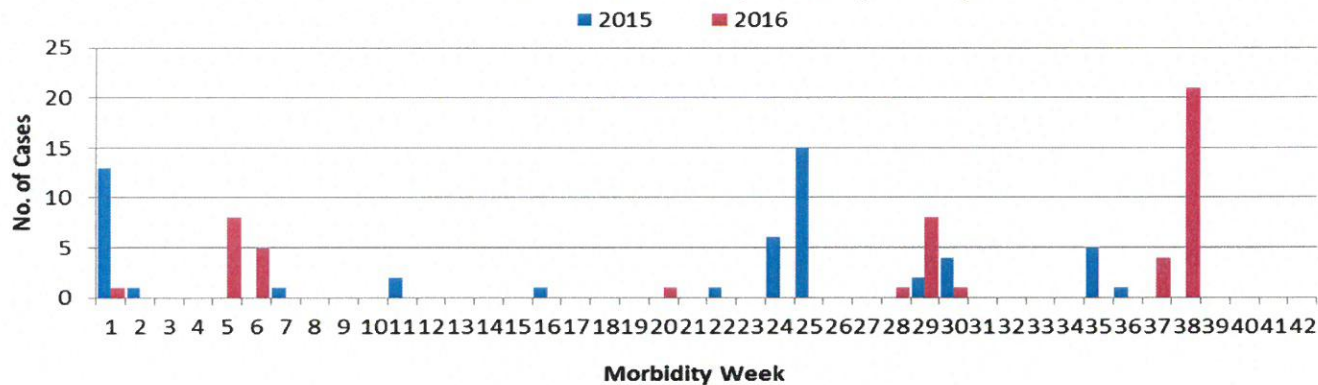
Morbidity Week 42 - January 1 – October 22, 2016

Epidemiology Bureau
Public Health Surveillance Division

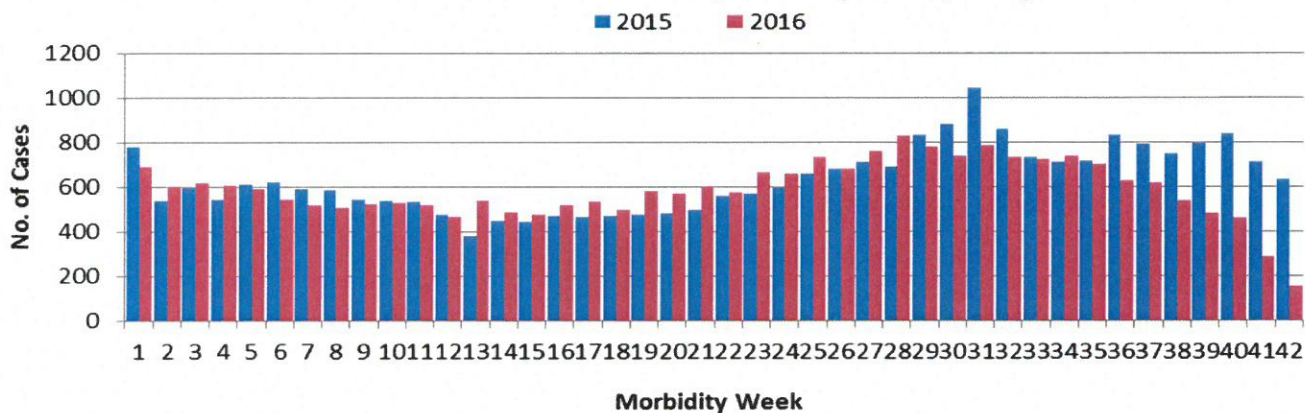
**Fig.13 Confirmed Cholera Cases
as of October 22, 2016 (n=78)**



**Fig.14 Paralytic Shellfish Poisoning Cases
as of October 22, 2016 (N=50)**



**Fig.15 Suspect Typhoid Cases
as of October 22, 2016 (N=24,742)**

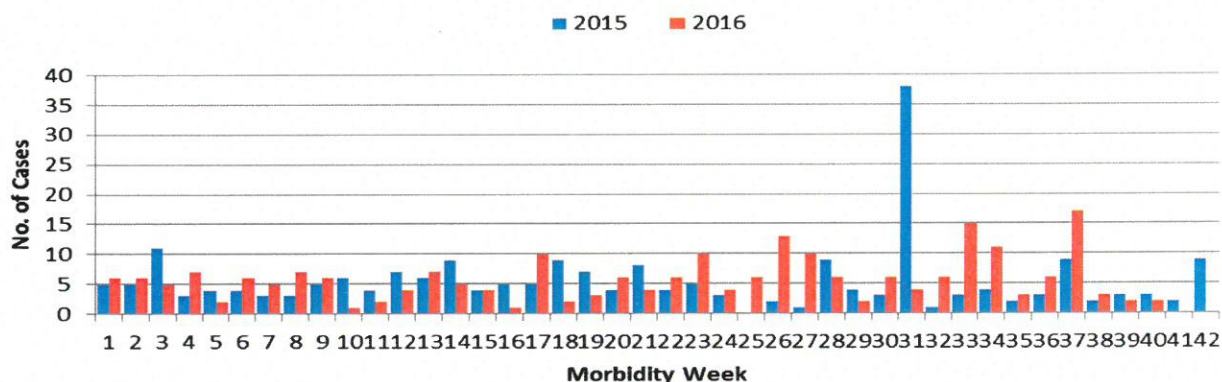




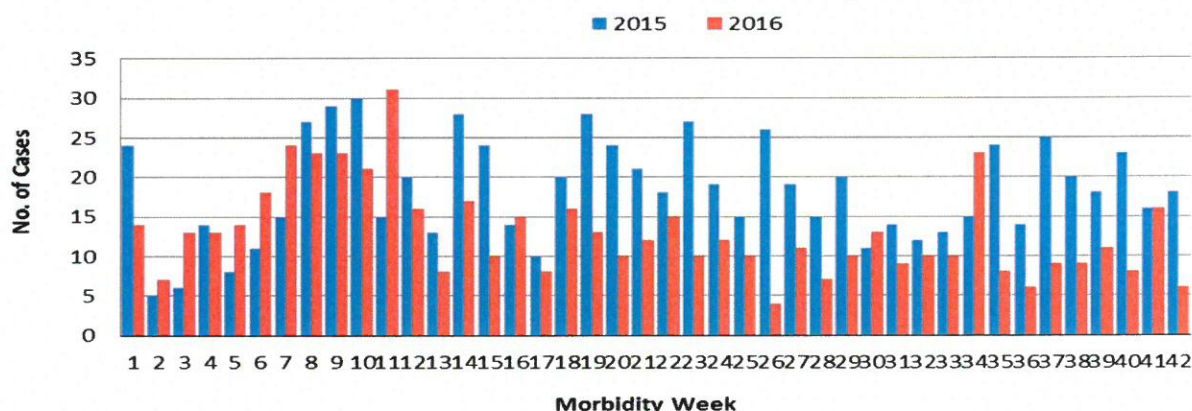
Morbidity Week 42 - January 1 – October 22, 2016

Epidemiology Bureau
Public Health Surveillance Division

**Fig.16 Confirmed Typhoid Cases
as of October 22, 2016 (n=231)**

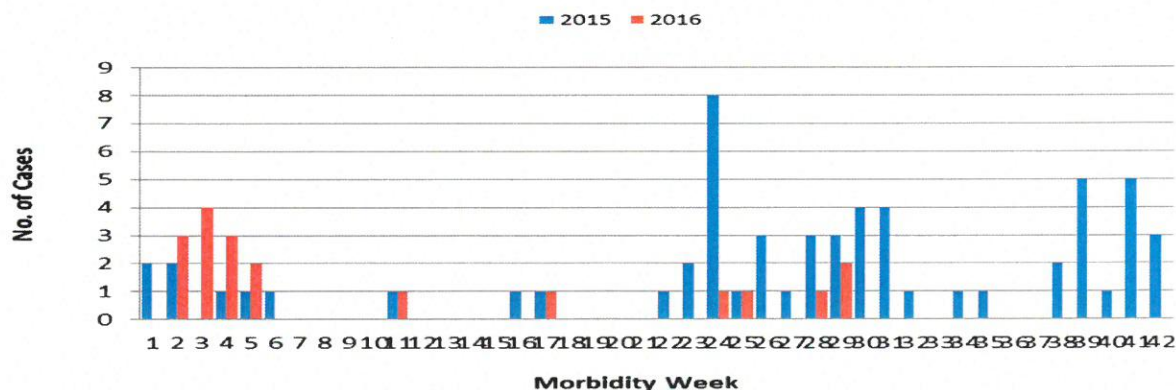


**Fig. 17 Confirmed Hepatitis A Cases
as of October 22, 2016 (n=543)**



WEEKLY INCIDENCE OF VECTOR-BORNE DISEASES, 2015-2016

**Fig. 18 Suspect Acute Hemorrhagic Fever Cases
as of October 22, 2016 (N=19)**

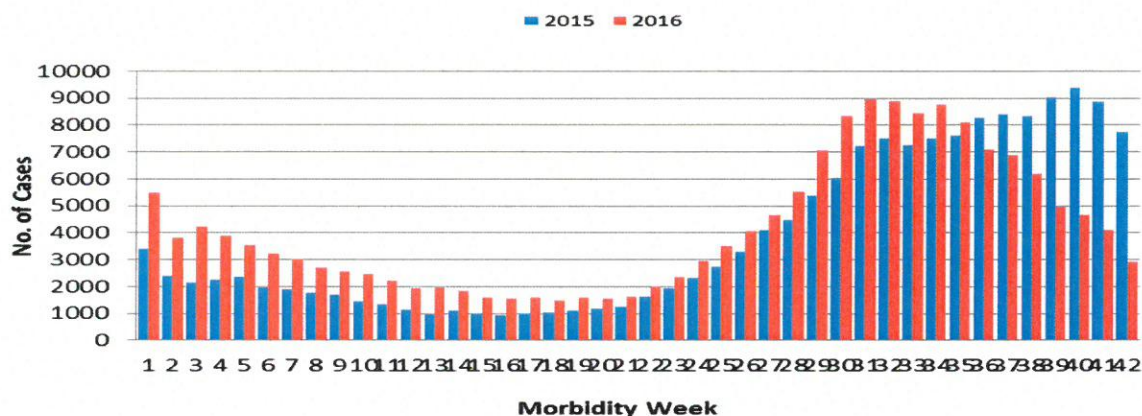




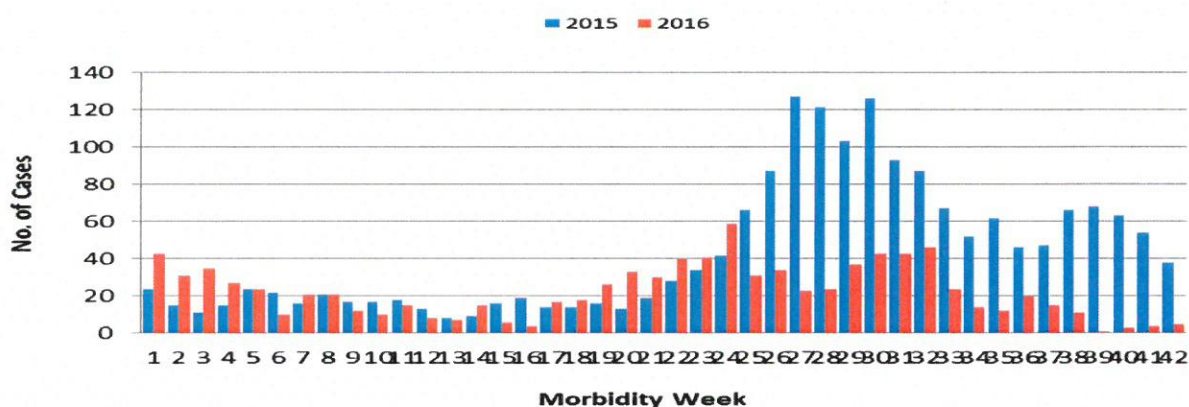
Morbidity Week 42 - January 1 – October 22, 2016

Epidemiology Bureau
Public Health Surveillance Division

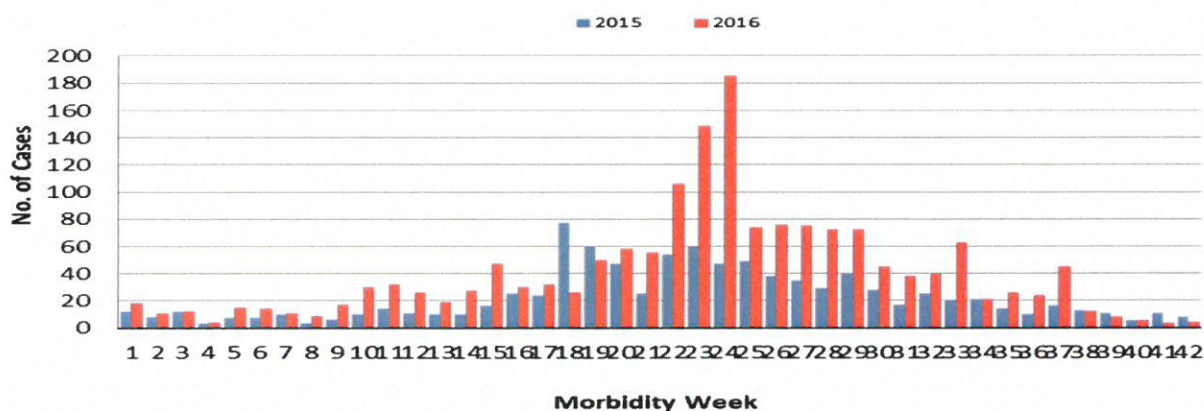
**Fig. 19 Suspect Dengue Cases
as of October 22, 2016 (N=174,407)**



**Fig. 20 Confirmed Dengue Cases
as of October 22, 2016 (n=943)**



**Fig. 21 Suspect Malaria Cases
as of October 22, 2016 (N=1,685)**



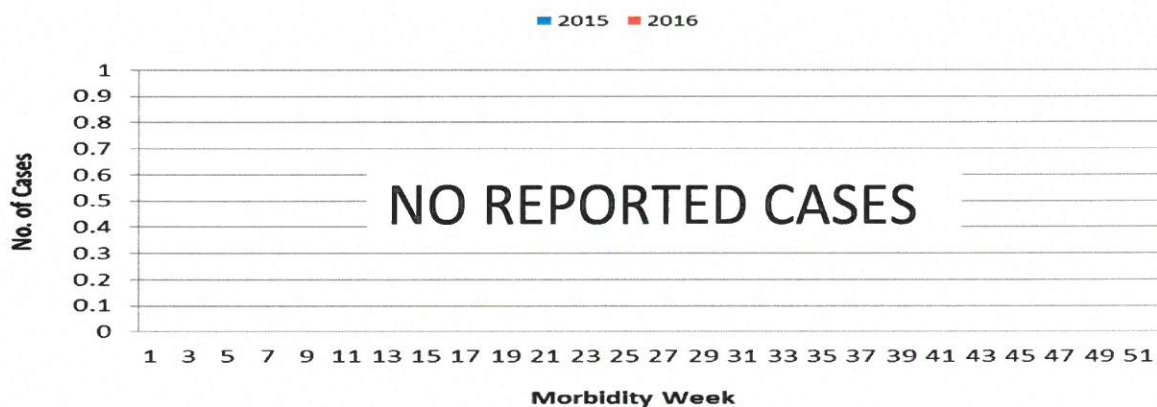


Morbidity Week 42 - January 1 – October 22, 2016

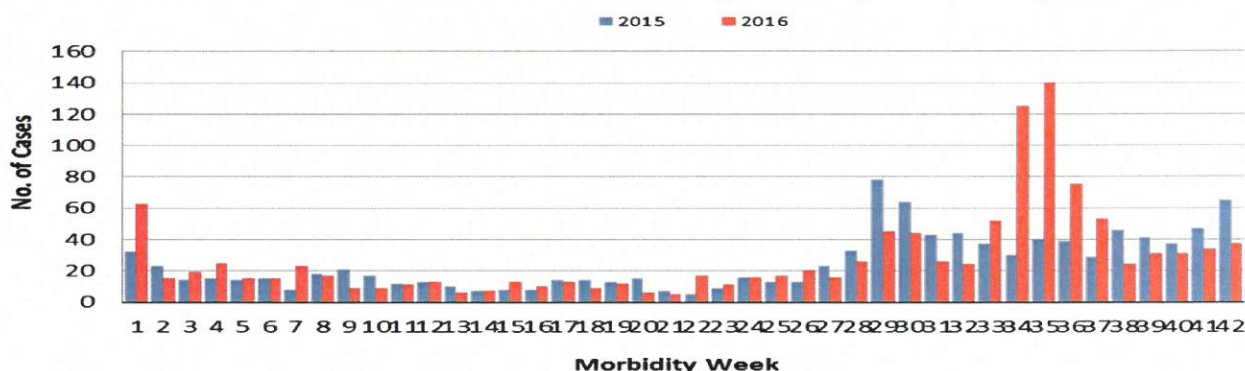
Epidemiology Bureau
Public Health Surveillance Division

WEEKLY INCIDENCE OF ZONOTIC DISEASES, 2015-2016

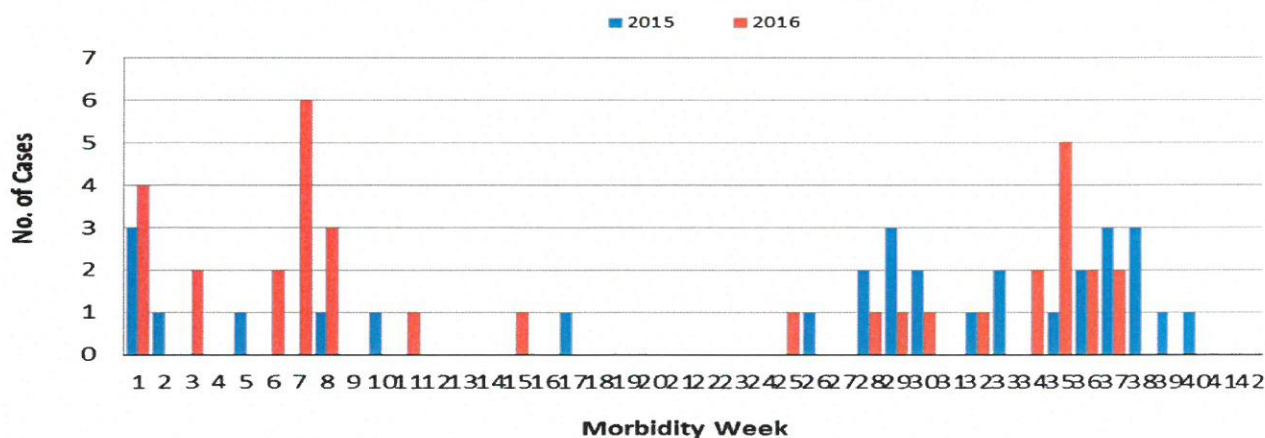
**Fig. 22 Suspect Anthrax Cases
as of October 22, 2016 (N=0)**



**Fig. 23 Suspect Leptospirosis Cases
as of October 22, 2016 (N=1,179)**



**Fig. 24 Confirmed Leptospirosis Cases
as of October 22, 2016 (n=35)**

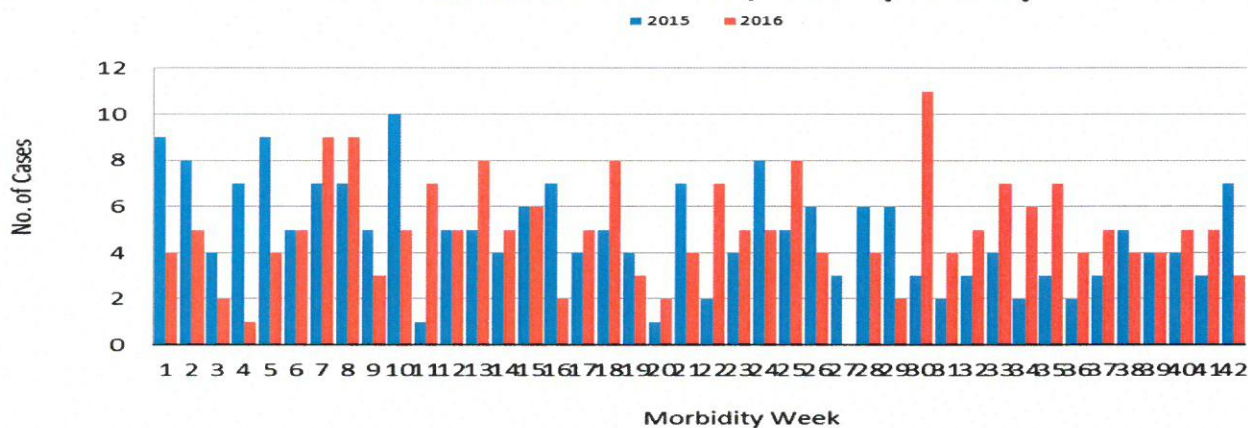




Morbidity Week 42 - January 1 – October 22, 2016

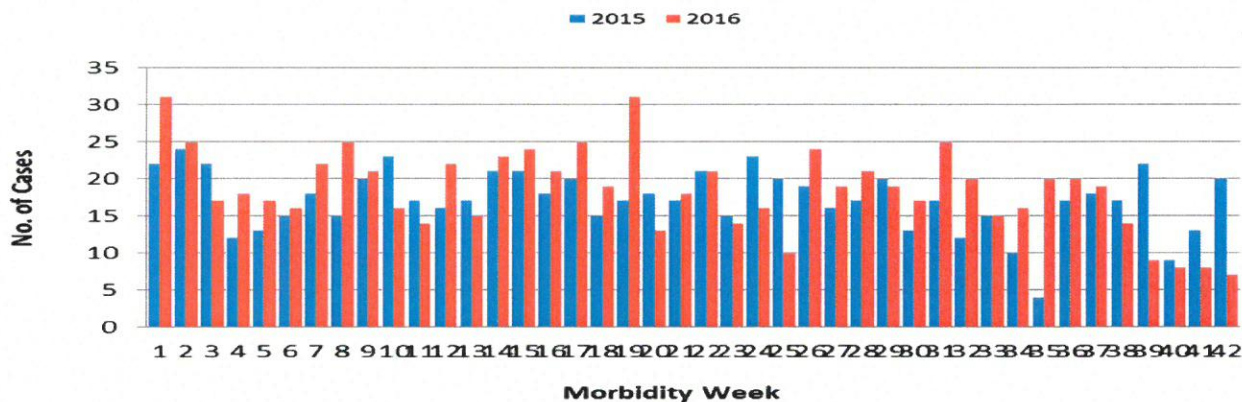
Epidemiology Bureau
Public Health Surveillance Division

**Fig. 25 Rabies Cases
as of October 22, 2016 (N=207)**

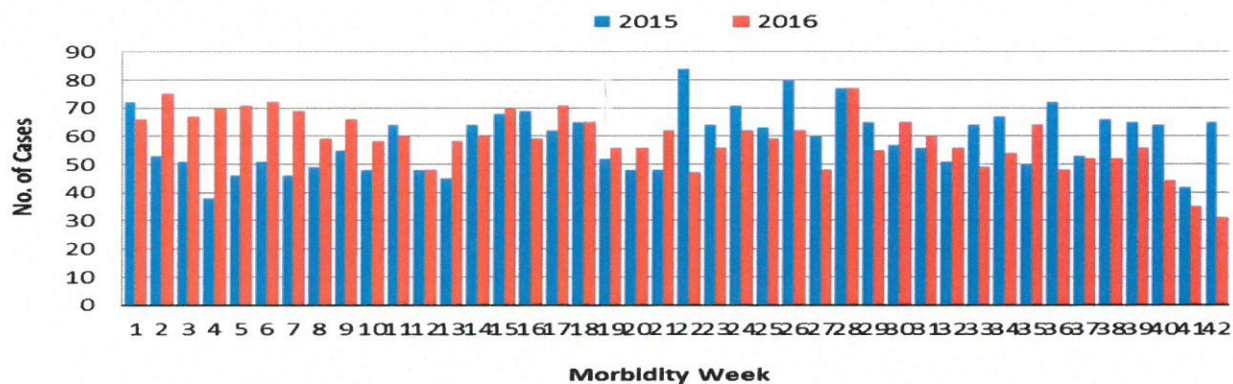


WEEKLY INCIDENCE OF OTHER DISEASES, 2015-2016

**Fig. 26 Confirmed Non-neonatal Tetanus Cases
as of October 22, 2016 (n=775)**



**Fig. 27 Confirmed Hepatitis B Cases
as of October 22, 2016 (n=2470)**

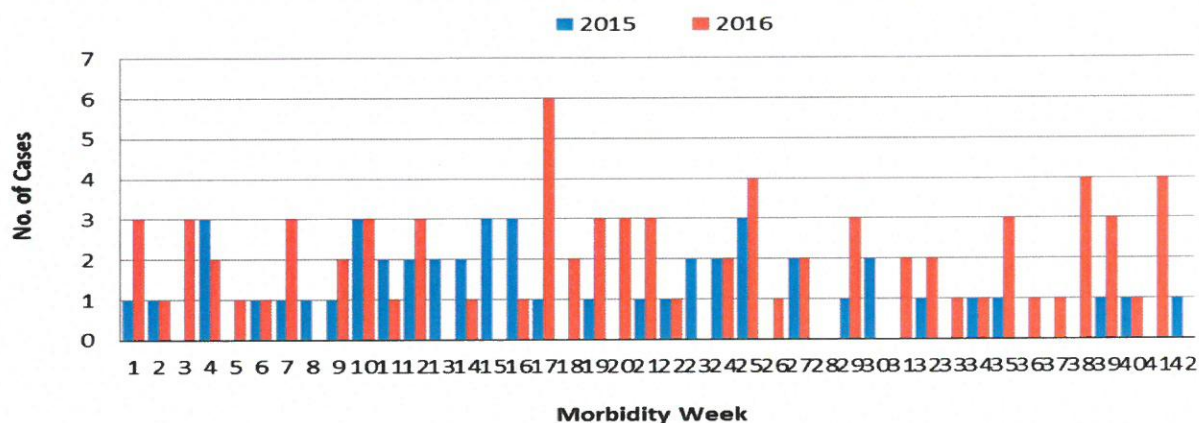




Morbidity Week 42 - January 1 – October 22, 2016

Epidemiology Bureau
Public Health Surveillance Division


**Fig. 28 Confirmed Hepatitis C Cases
as of October 22, 2016 (n=78)**





EDITORIAL BOARD


Irma L. Asuncion, MD, MHA, CESCO IV
Director IV


Genesis May J. Samonte, MD, MSc, PHSAE
OIC, Division Chief PHSD


Allan P. Ignacio
Statistician II


June B. Corpuz, RN
Nurse III


Jezza Jonah D. Crucena, RN
Nurse III

