



Morbidity Week 52 - January 1 – December 31, 2016

Epidemiology Bureau
 Public Health Surveillance Division

Notifiable Diseases	January 1 to December 31 (Morbidity Week 52)				
	2016			2015	% Difference 2016 vs 2015
	Cases	Deaths	CFR (%)	Cases	
INFECTIOUS DISEASES					
Acute Encephalitis Syndrome	468	30	6.41	245	91.0
Bacterial Meningitis	2,282	188	8.24	2,415	-5.5
Hand, Foot and Mouth Disease	989	1	0.10	3,745	-73.6
Influenza	328	0	0.00	594	-44.8
Influenza-like Illness	140,686	42	0.03	117,977	19.2
Meningococcal Disease	212	119	56.13	163	30.1
FOOD/WATER-BORNE DISEASES					
Acute Bloody Diarrhea	14,487	52	0.36	12,833	12.9
Cholera	124	0	0.00	18	588.9
Confirmed Rotavirus	1,498	3	0.20	908	65.0
Hepatitis A	666	2	0.30	839	-20.6
Paralytic Shellfish Poisoning	104	6	5.77	75	38.7
Typhoid	31,121	45	0.14	31,379	-0.8
VECTOR-BORNE DISEASES					
Acute Hemorrhagic Fever	20	0	0.00	89	-77.5
Suspect Chikungunya	6,351	2	0.03	-	-
Suspect Dengue	219,029	1,077	0.49	211,941	3.3
Confirmed Dengue	1,489	15	1.01	1,989	-25.1
Japanese Encephalitis	313	18	5.75	124	152.4
Malaria	6,922	7	0.10	8,051	-14.0
ZOOBOTIC DISEASES					
Anthrax	0	0	0.00	0	0.0
Leptospirosis	1,722	177	10.28	1,434	20.1
Rabies	260	260	100.00	246	5.7
OTHER DISEASES					
Hepatitis B	3,221	35	1.09	2,917	10.4
Hepatitis C	93	6	6.45	61	52.5
Non-Neonatal Tetanus	1,006	197	19.58	846	18.9
VACCINE PREVENTABLE DISEASES					
Diphtheria	50	22	44.00	9	455.6
Measles	76	0	0.00	697	-89.1
Neonatal Tetanus	87	61	70.11	72	20.8
Pertussis	29	7	24.14	8	262.5
Rubella	178	0	0.00	163	9.2
DISEASE FOR ERADICATION					
Acute Flaccid Paralysis	Viral Isolation Result		2016	2015	% Difference 2016 vs 2015
	Negative for Polio		364	347	4.9
	Poliovirus Sabin-like		5	1	400.0
	Non-polio Enterovirus		32	45	-28.9
	No Stool		16	20	-20.0
	Total		417	413	1.0

**NOTE: Case counts reported here do NOT represent the final number and are subject to change after inclusion of delayed reports and review of cases.*

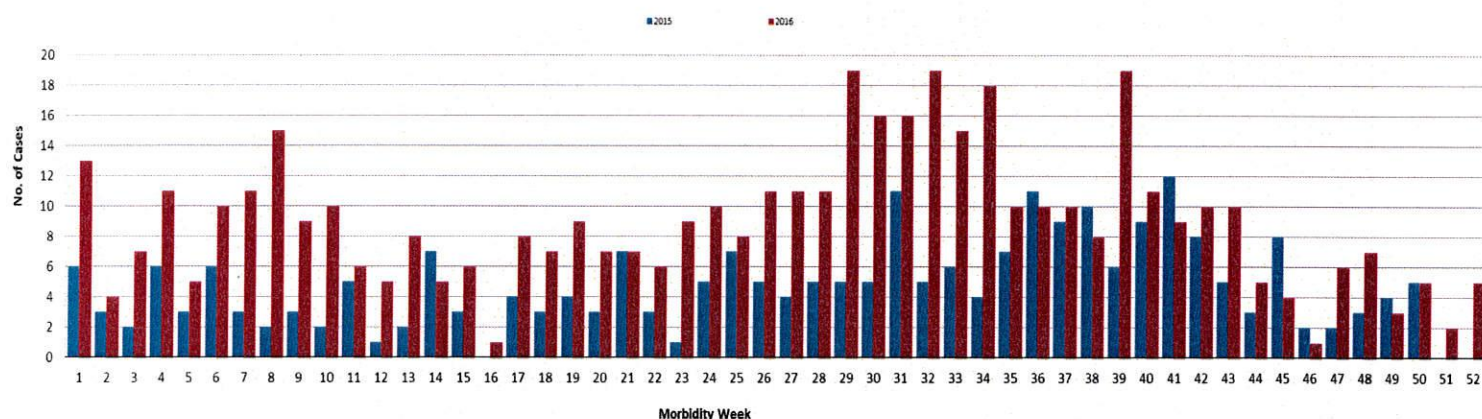


Morbidity Week 52 - January 1 – December 31, 2016

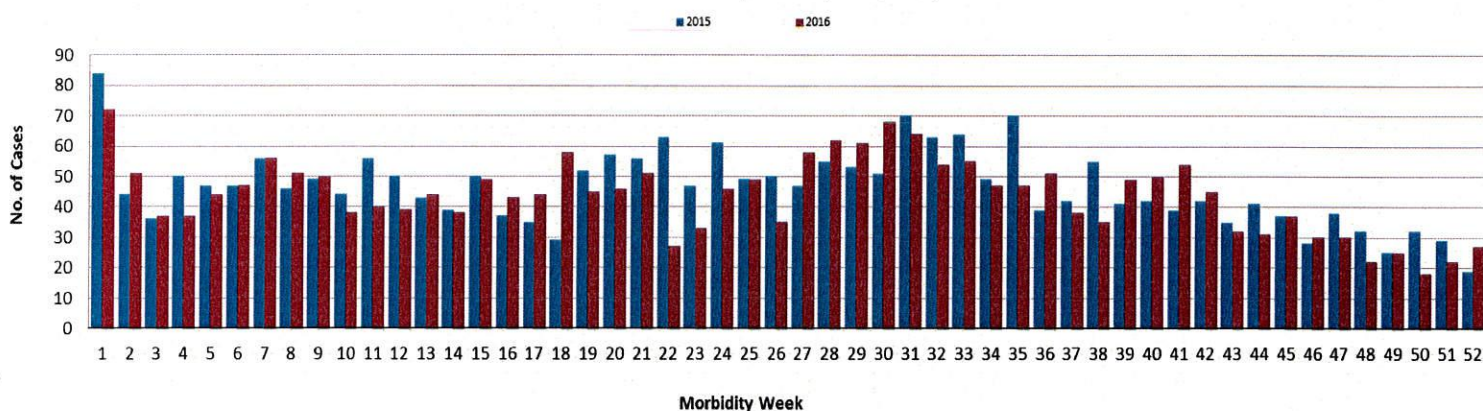
Epidemiology Bureau
Public Health Surveillance Division

WEEKLY INCIDENCE OF INFECTIOUS DISEASES, 2015-2016

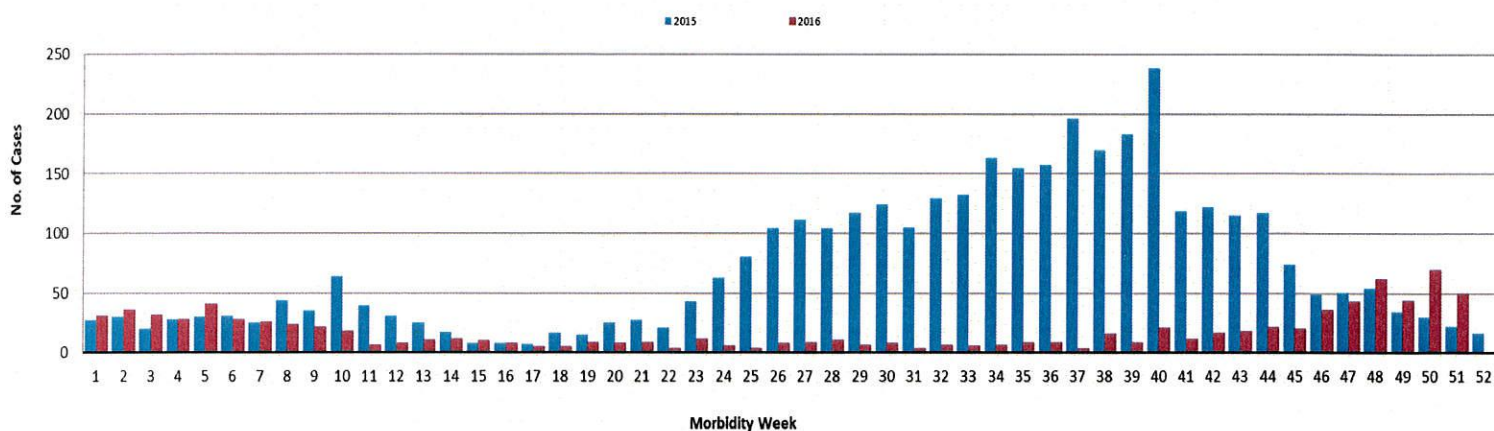
**Fig. 1 Suspect Acute Encephalitis Syndrome Cases
as of December 31, 2016 (N=468)**



**Fig. 2 Suspect Bacterial Meningitis Cases
as of December 31, 2016 (N=2,282)**



**Fig. 3 Hand, Foot and Mouth Disease Cases
as of December 31, 2016 (N=989)**

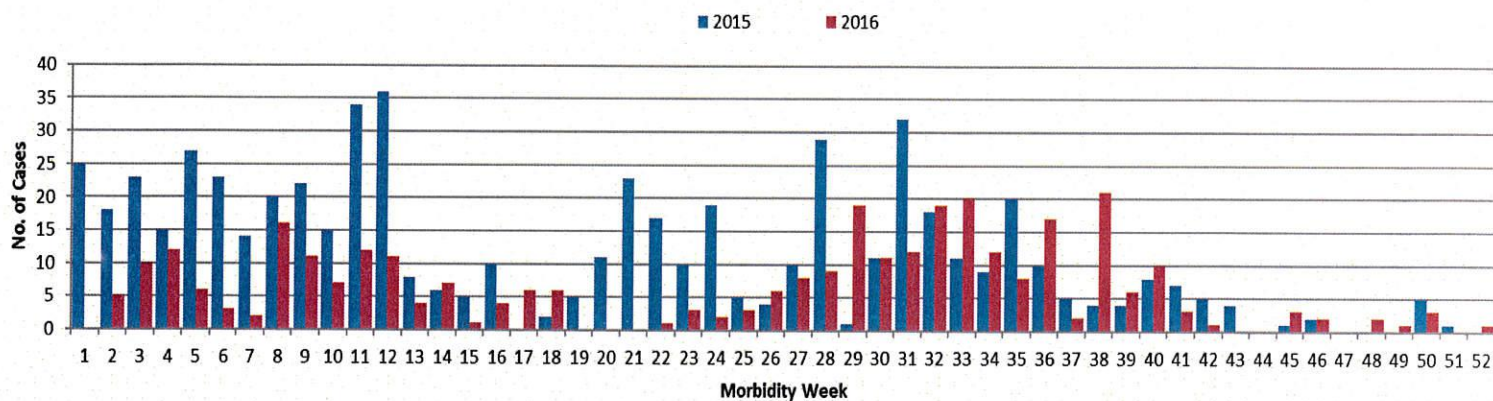




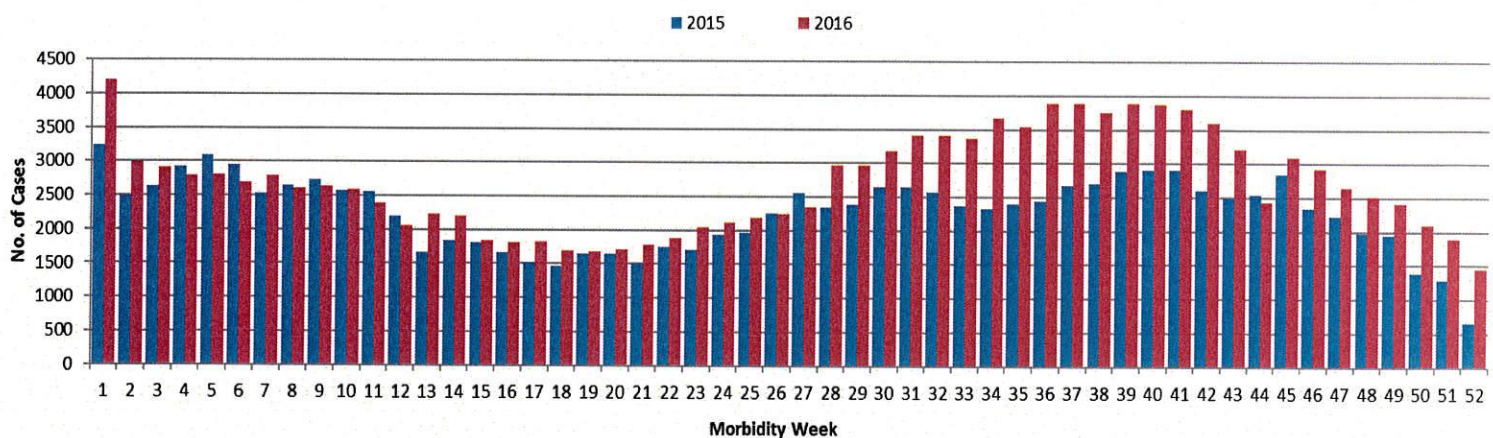
Morbidity Week 52 - January 1 – December 31, 2016

Epidemiology Bureau
Public Health Surveillance Division

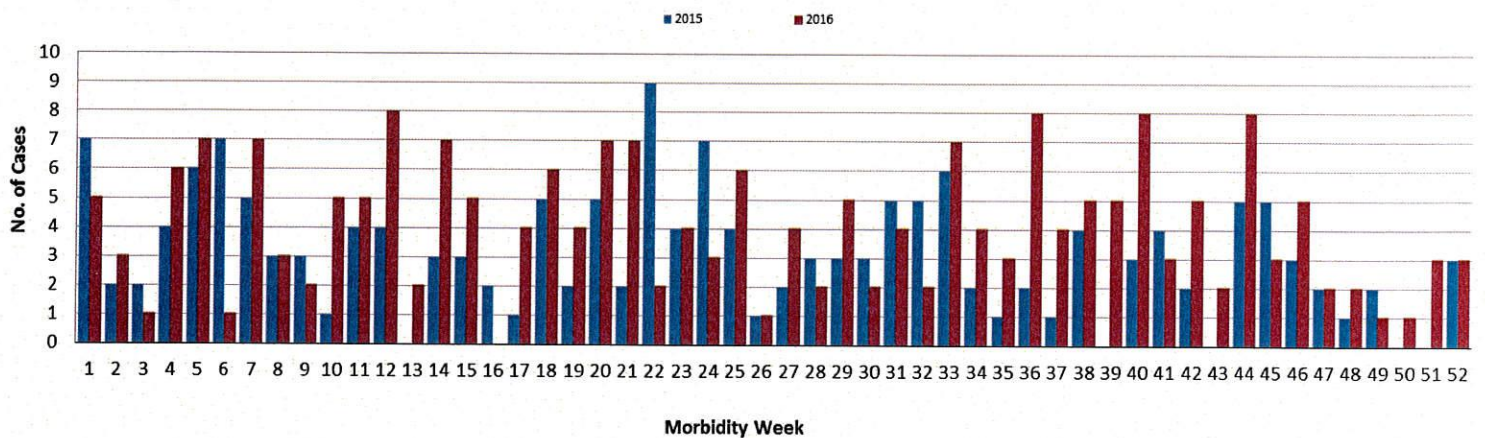
**Fig. 4 Influenza Cases
as of December 31, 2016 (n=328)**



**Fig. 5 Influenza-like Illness Cases
as of November 31, 2016 (N=140,686)**



**Fig. 6 Suspect Meningococcal Disease Cases
as of December 31, 2016 (N=212)**



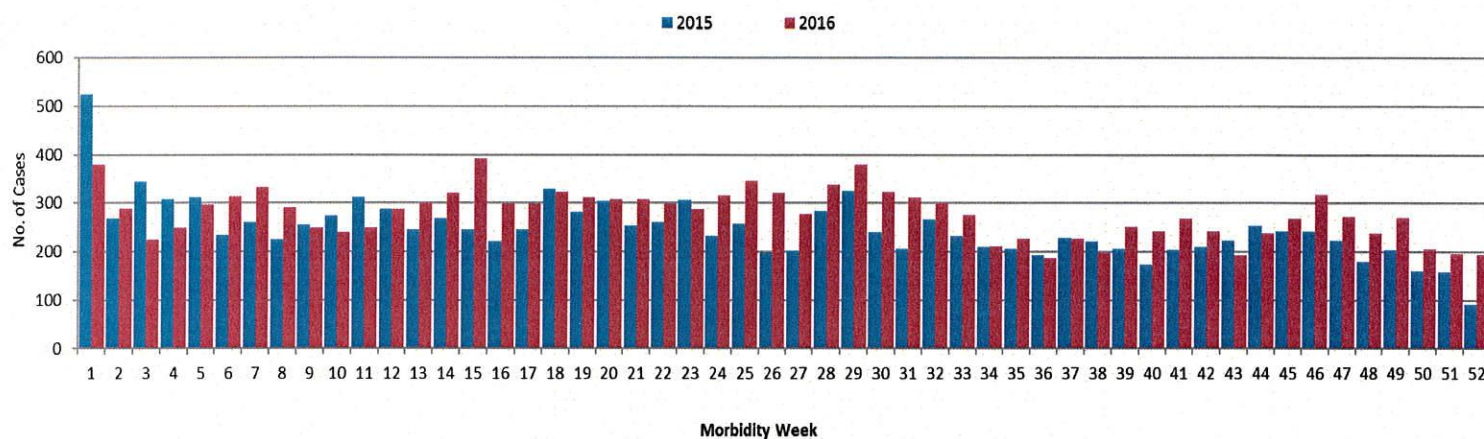


Morbidity Week 52 - January 1 – December 31, 2016

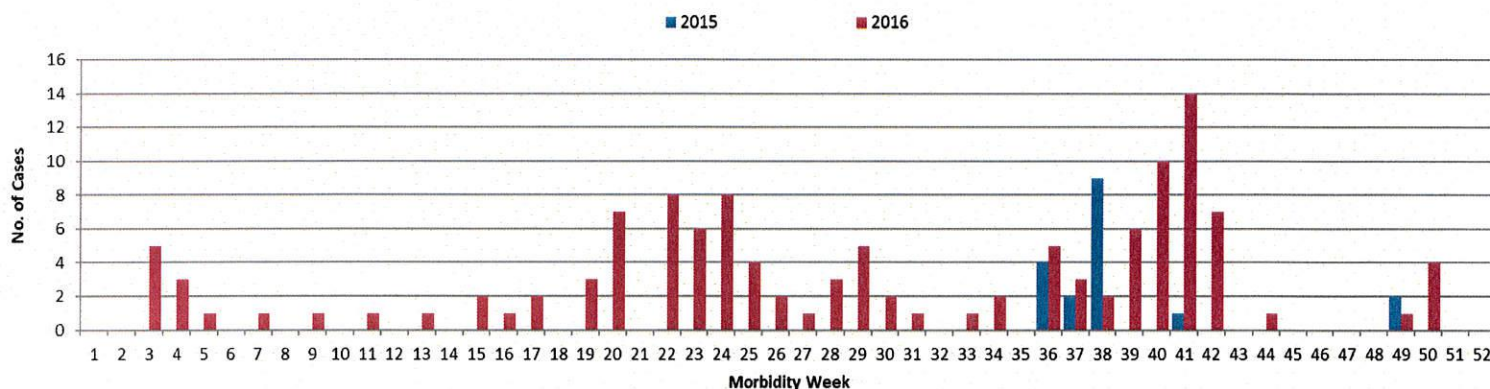
Epidemiology Bureau
Public Health Surveillance Division

WEEKLY INCIDENCE OF FOOD/WATER-BORNE DISEASES, 2015-2016

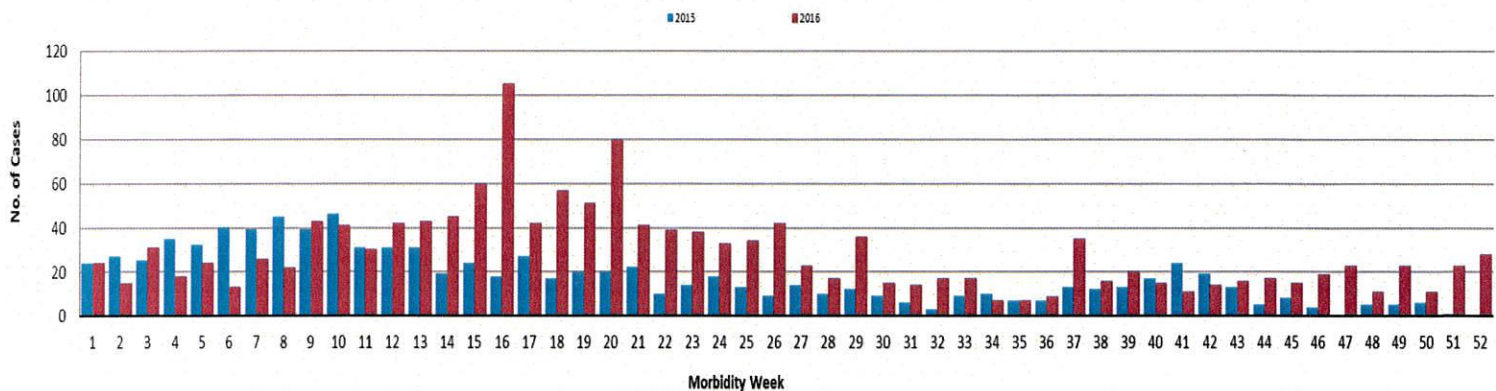
**Fig. 7 Acute Bloody Diarrhea Cases
as of December 31, 2016 (N=14,487)**



**Fig. 8 Confirmed Cholera Cases
as of December 31, 2016 (n=124)**



**Fig. 9 Confirmed Rotavirus Cases
as of December 31, 2016 (N=1,498)**

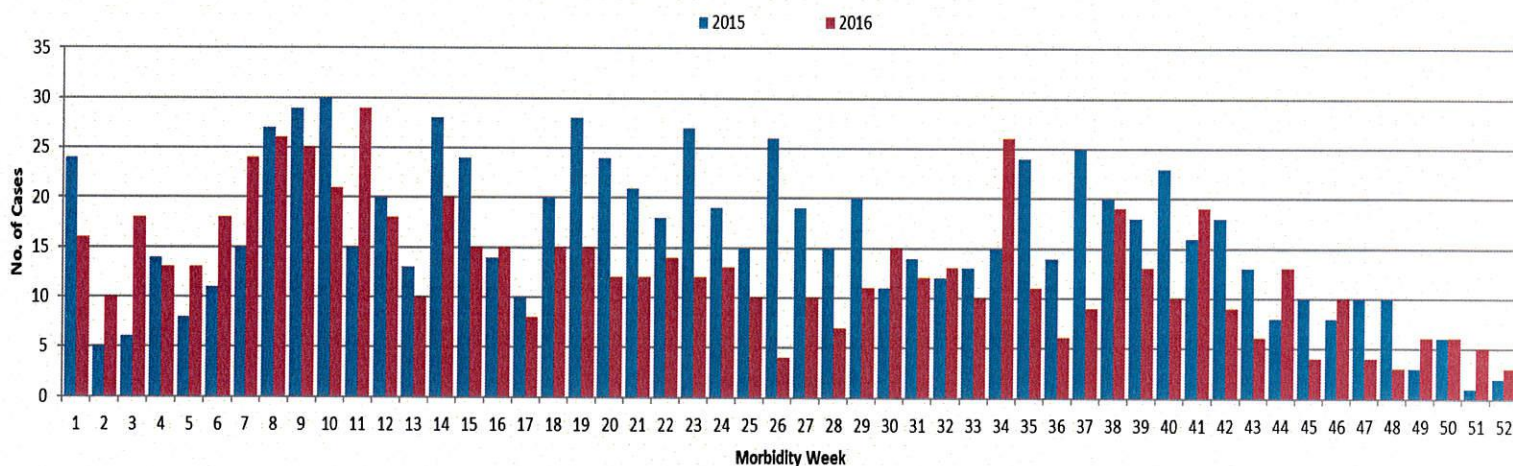




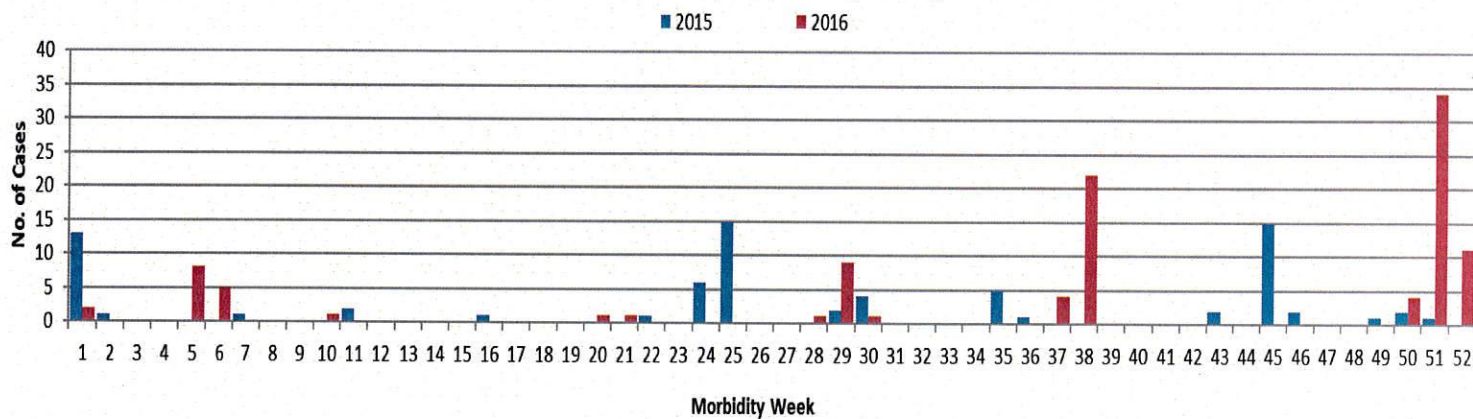
Morbidity Week 52 - January 1 – December 31, 2016

Epidemiology Bureau
Public Health Surveillance Division

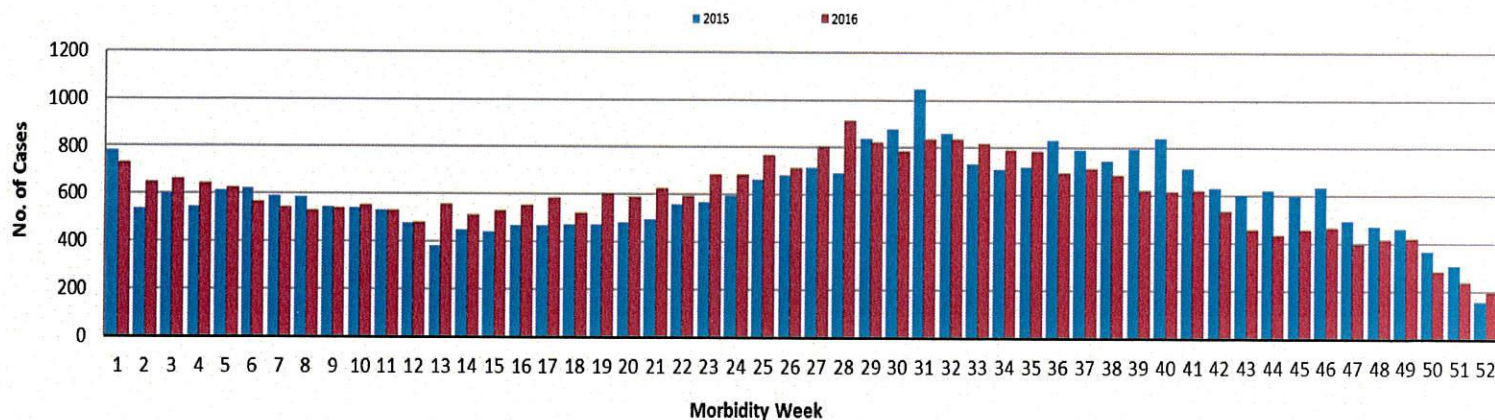
**Fig. 10 Hepatitis A Cases
as of December 31, 2016 (n=666)**



**Fig.11 Paralytic Shellfish Poisoning Cases
as of December 31, 2016 (N=104)**



**Fig. 12 Typhoid Cases
as of December 31, 2016 (N=31,121)**



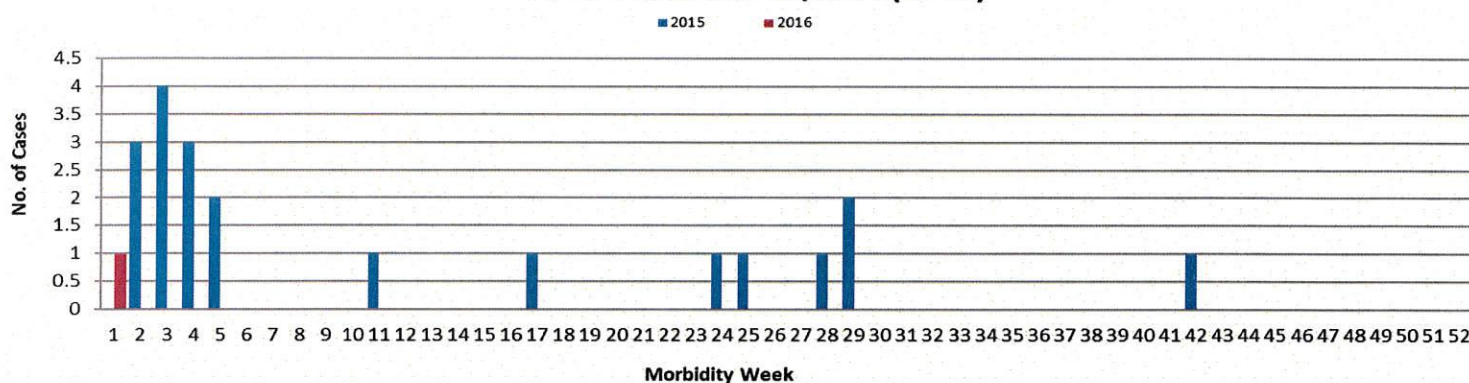


Morbidity Week 52 - January 1 – December 31, 2016

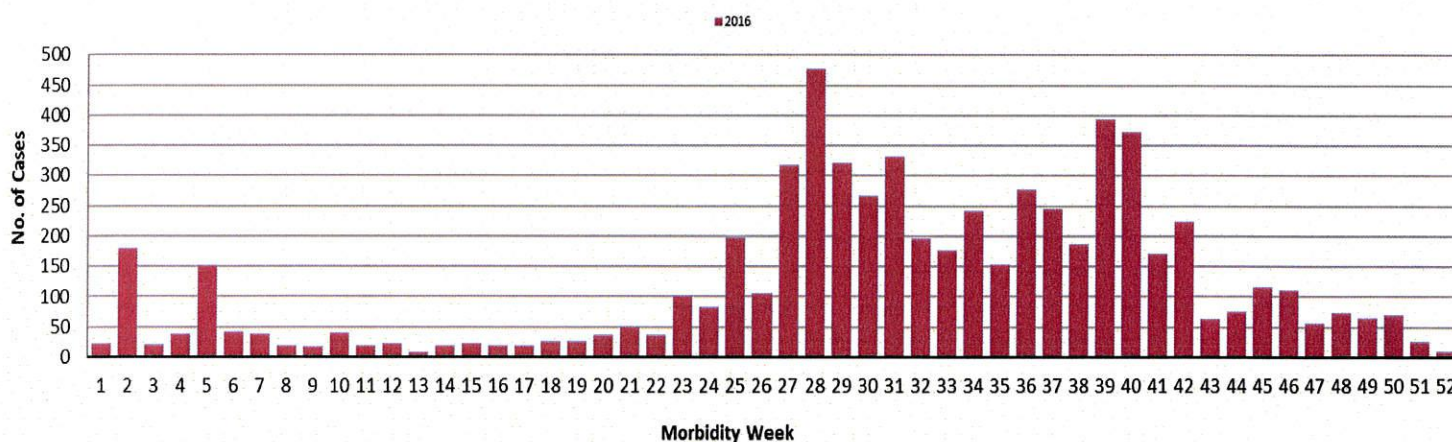
Epidemiology Bureau
Public Health Surveillance Division

WEEKLY INCIDENCE OF VECTOR-BORNE DISEASES, 2015-2016

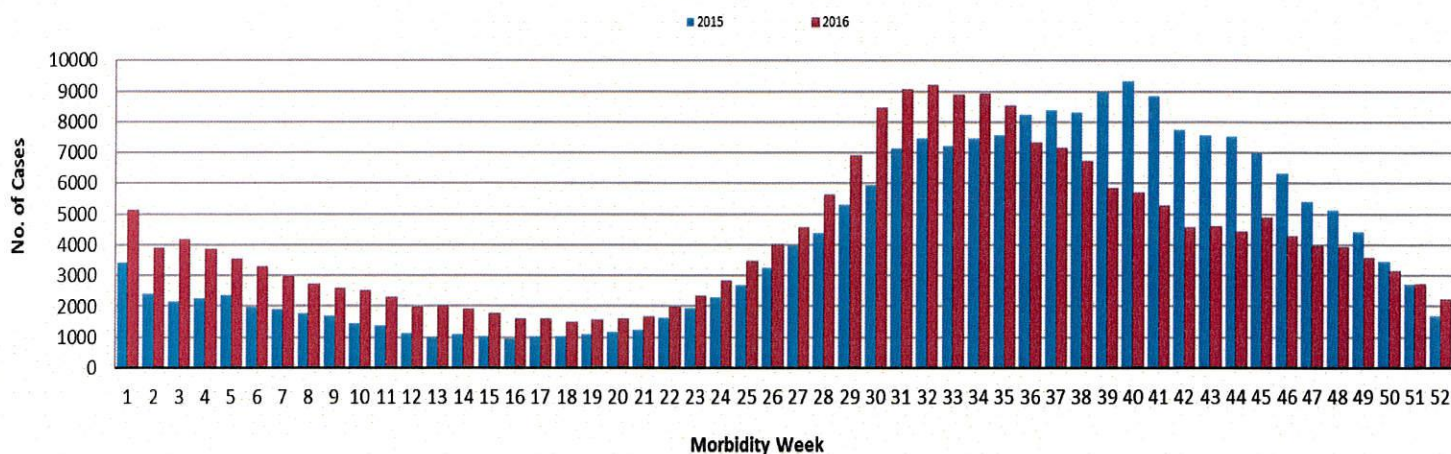
**Fig. 13 Suspect Acute Hemorrhagic Fever Cases
as of December 31, 2016 (N=20)**



**Fig. 14 Suspect Chikungunya Cases
as of December 31, 2016 (N=6,351)**



**Fig. 15 Suspect Dengue Cases
as of December 31, 2016 (N=219,029)**

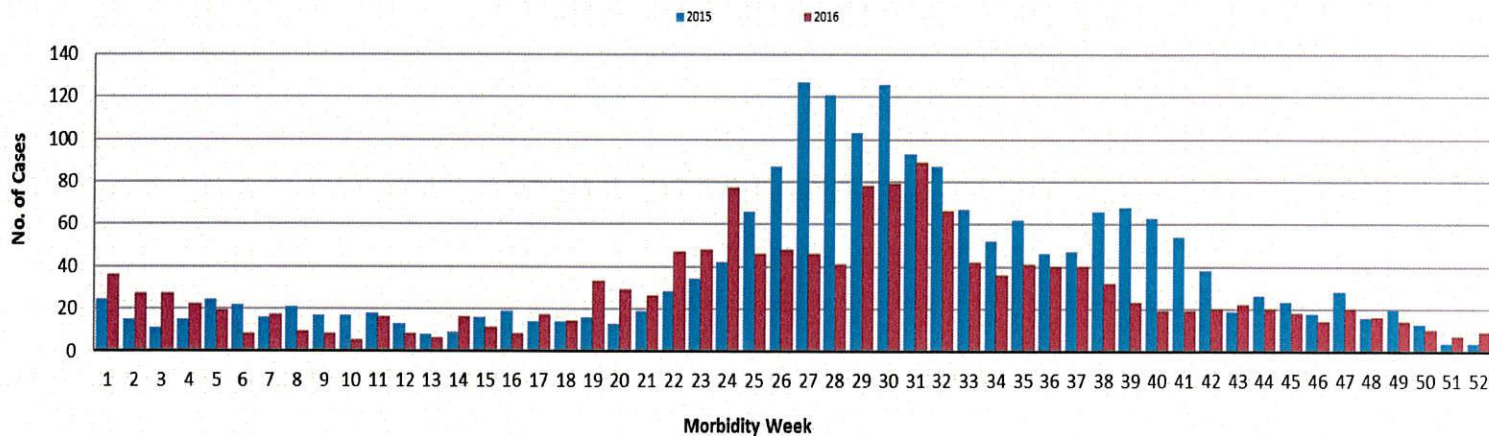




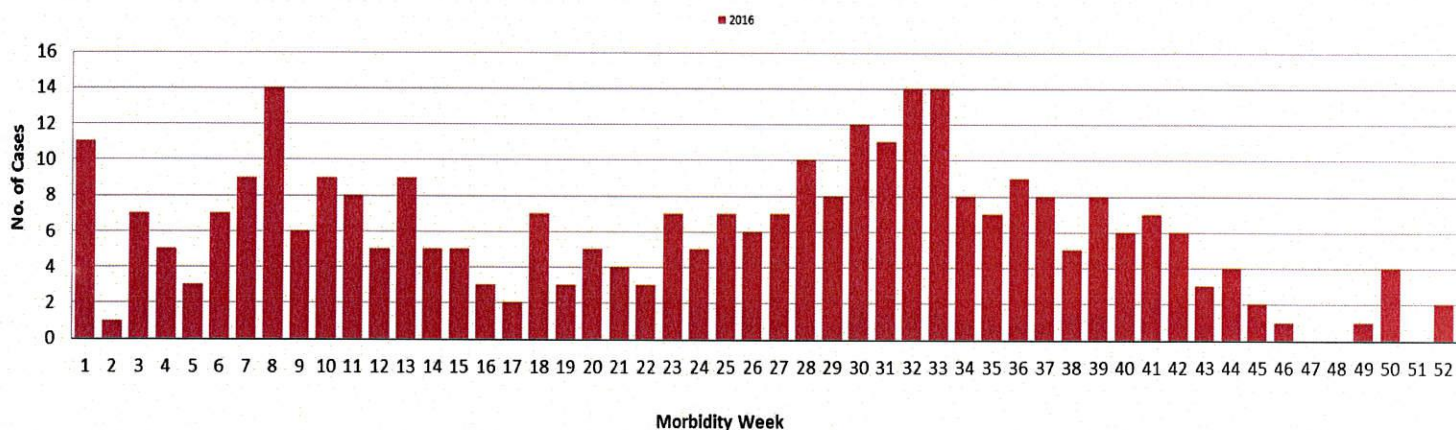
Morbidity Week 52 - January 1 – December 31, 2016

Epidemiology Bureau
Public Health Surveillance Division

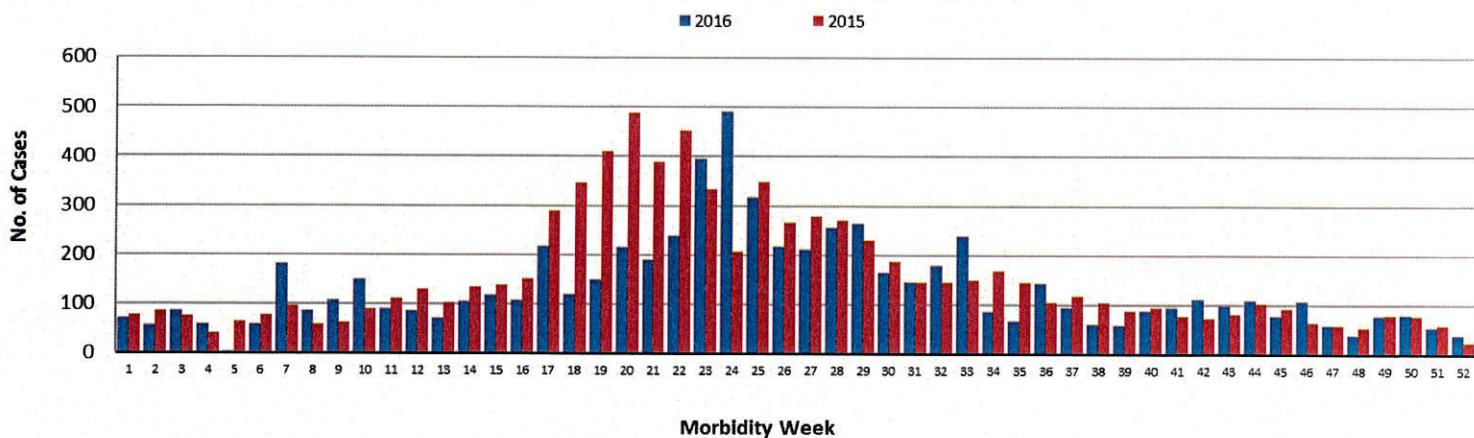
**Fig. 16 Confirmed Dengue Cases
as of December 31, 2016 (N=1,489)**



**Fig 17 . Confirmed Japanese Encephalitis Cases
as of December 31, 2016 (n=313)**



**Fig. 18 Malaria Cases
as of December 31, 2016 (N=6,922)**






Morbidity Week 52 - January 1 – December 31, 2016

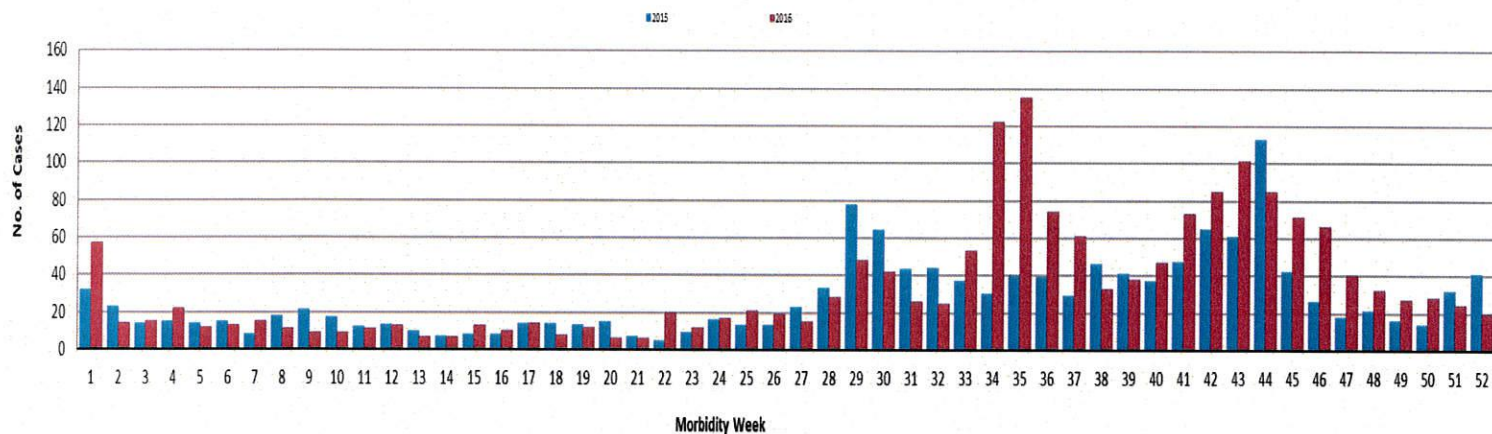
Epidemiology Bureau
Public Health Surveillance Division

WEEKLY INCIDENCE OF ZONOTIC DISEASES, 2015-2016

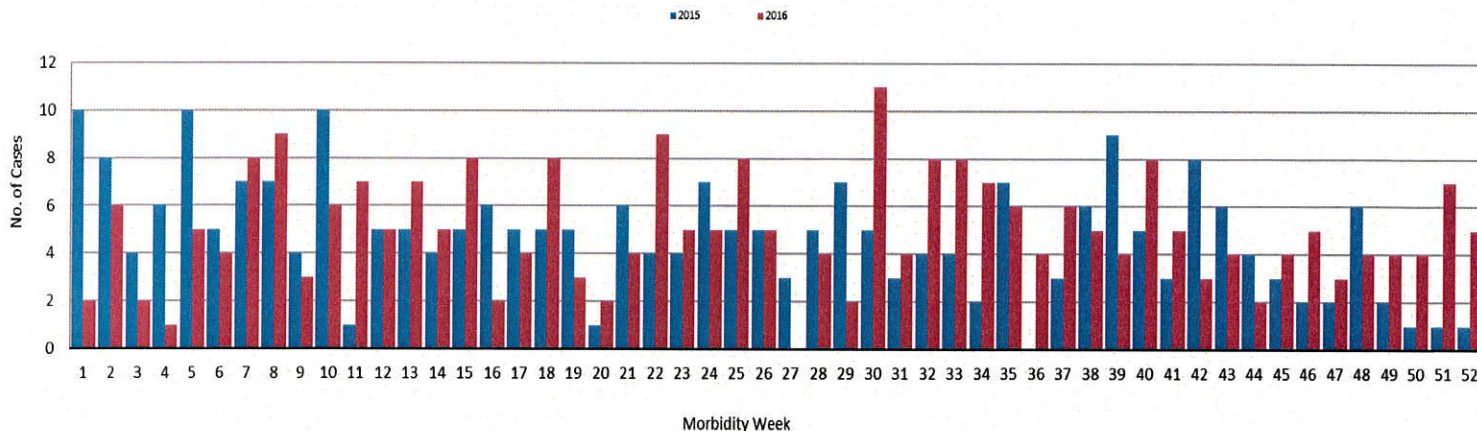
**Fig. 19 Suspect Anthrax Cases
as of December 31, 2016 (N=0)**



**Fig. 20 Leptospirosis Cases
as of December 31, 2016 (N=1,722)**



**Fig. 21 Rabies Cases
as of December 31, 2016 (N=260)**



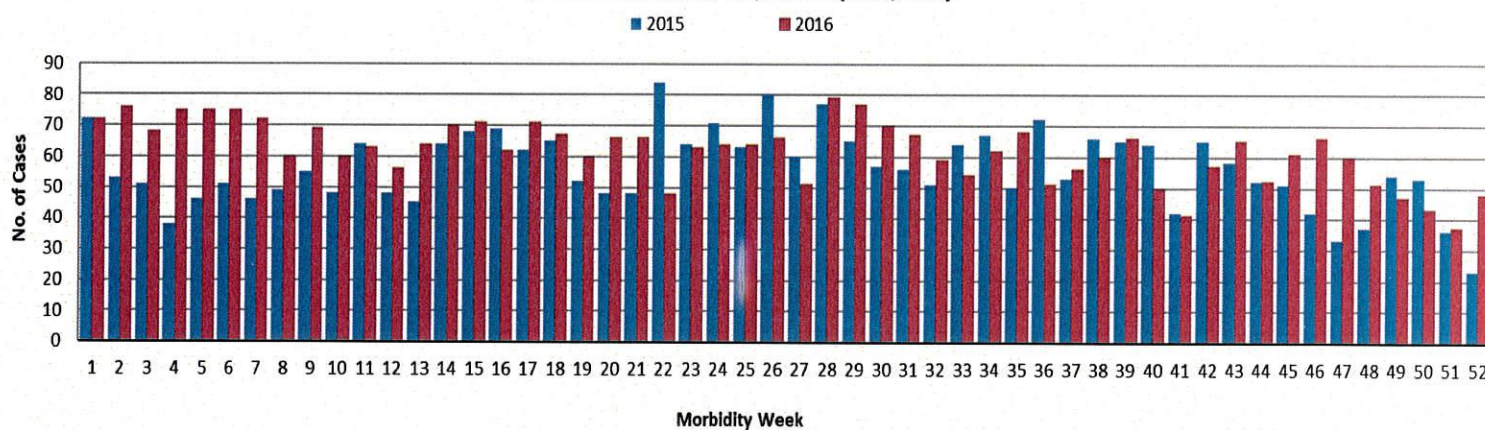


Morbidity Week 52 - January 1 – December 31, 2016

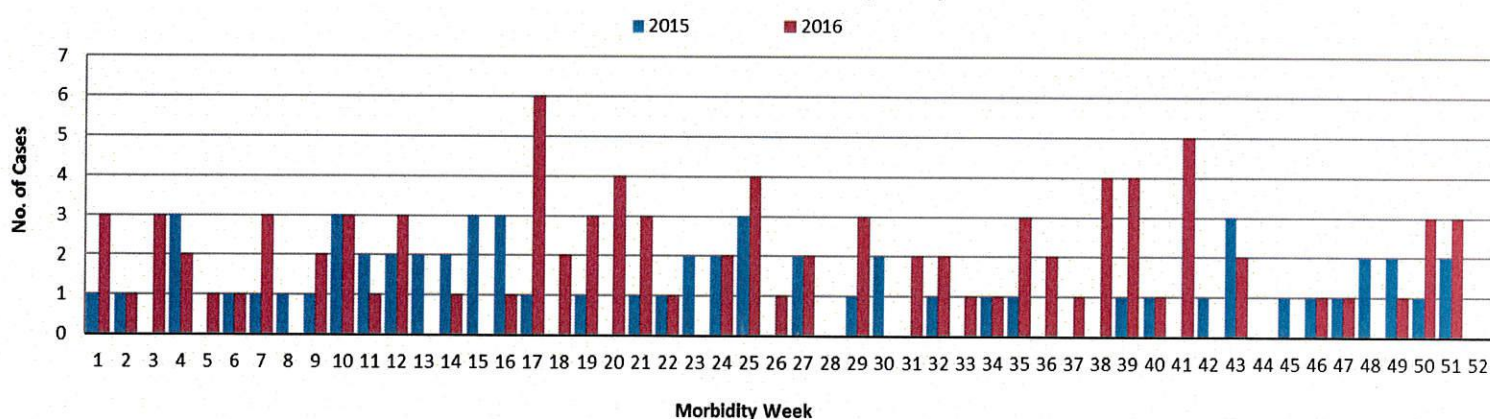
Epidemiology Bureau
Public Health Surveillance Division

WEEKLY INCIDENCE OF OTHER DISEASES, 2015-2016

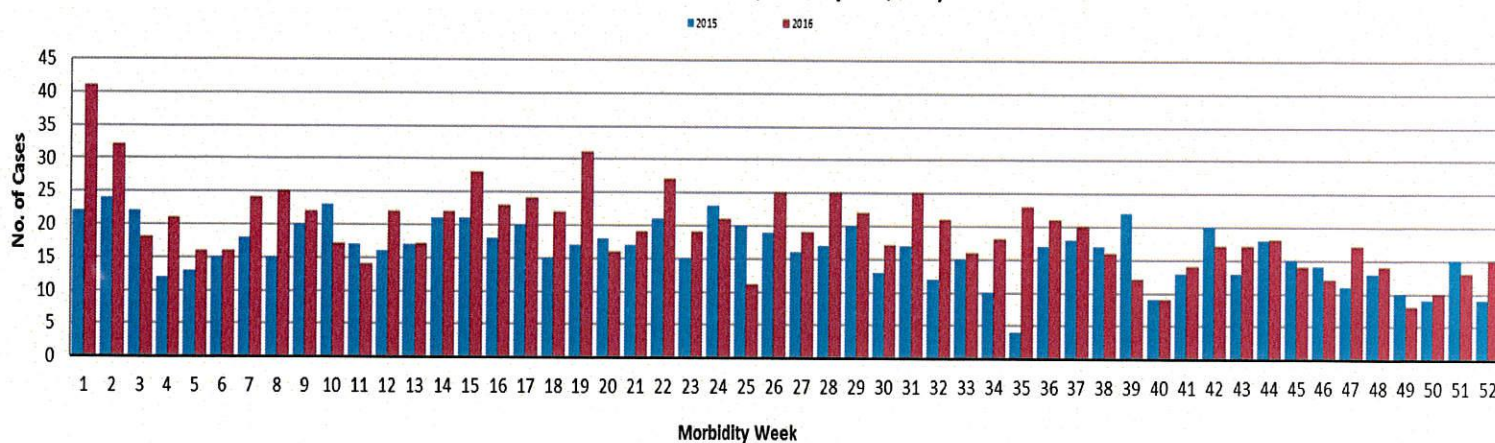
**Fig. 22 Confirmed Hepatitis B Cases
as of December 31, 2016 (n=3,221)**



**Fig. 23 Confirmed Hepatitis C Cases
as of December 31, 2016 (n=93)**



**Fig. 24 Non-Neonatal Tetanus Cases
as of December 31, 2016 (N=1,006)**



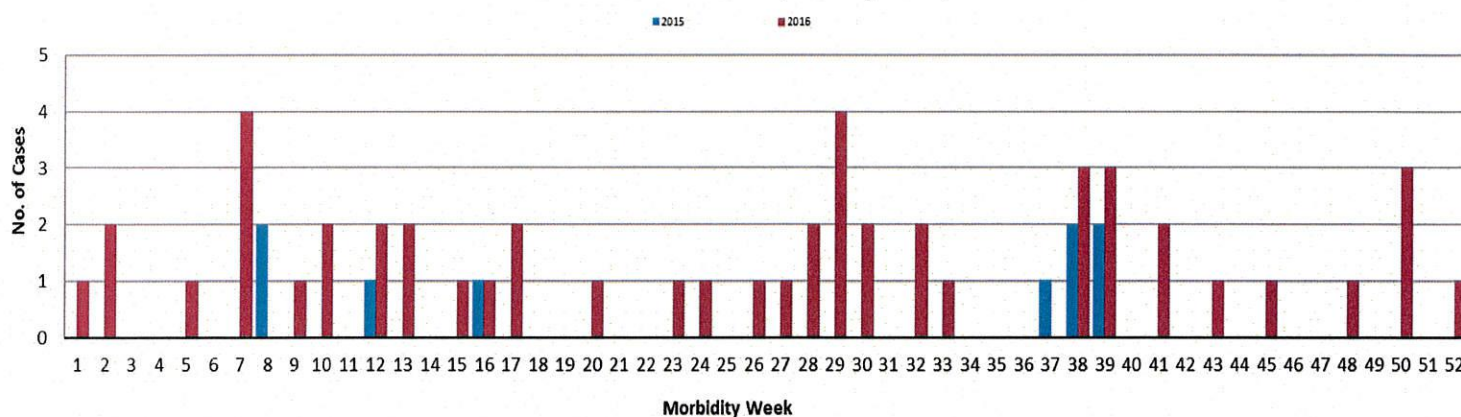


Morbidity Week 52 - January 1 – December 31, 2016

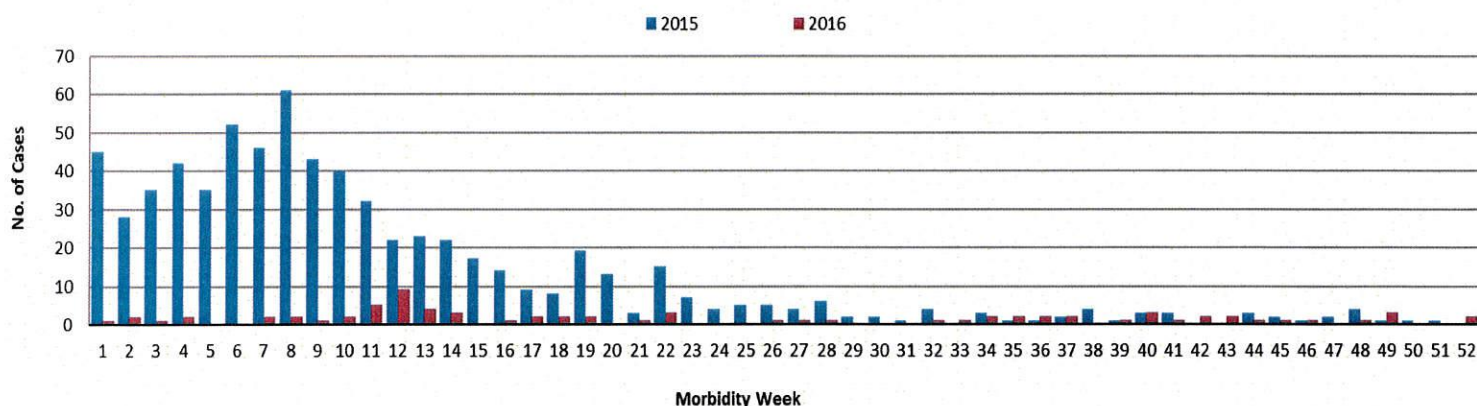
Epidemiology Bureau
Public Health Surveillance Division

WEEKLY INCIDENCE OF VACCINE PREVENTABLE DISEASES, 2015-2016

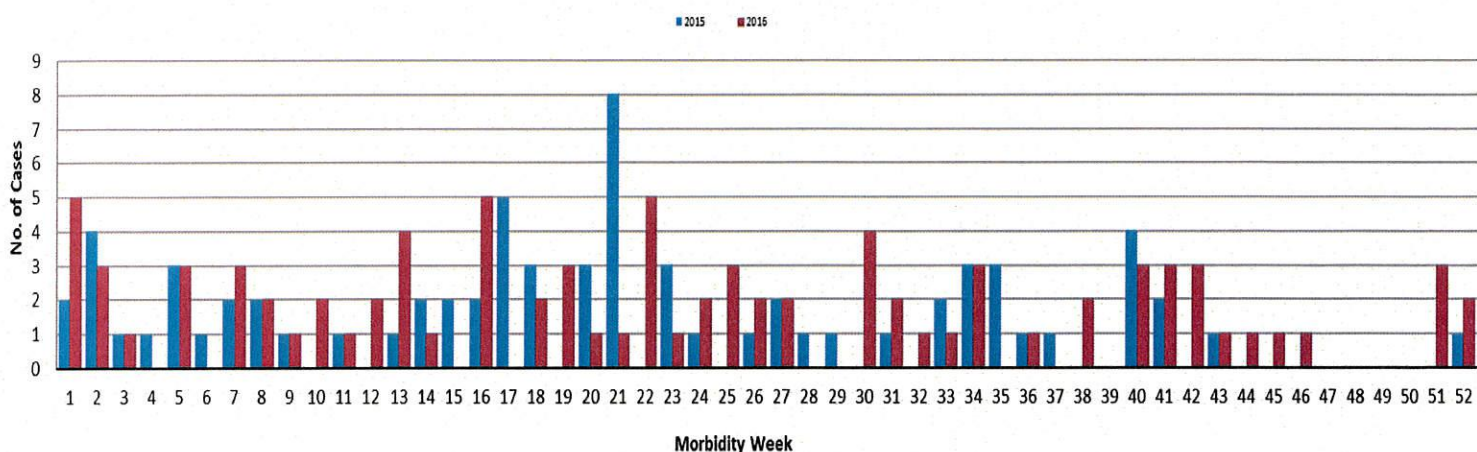
**Fig. 25 Confirmed Diphtheria Cases
as of December 31, 2016 (N=50)**



**Fig. 26 Confirmed Measles Cases
as of December 31, 2016 (n=76)**



**Fig. 27 Clinically Confirmed Neonatal Tetanus Cases
as of December 31, 2016 (N=87)**

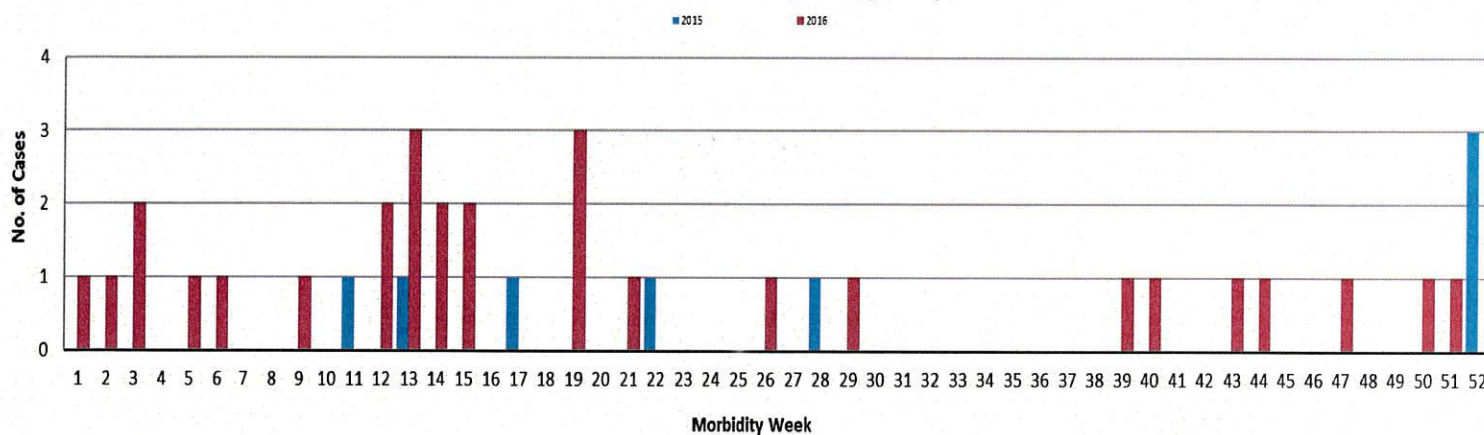




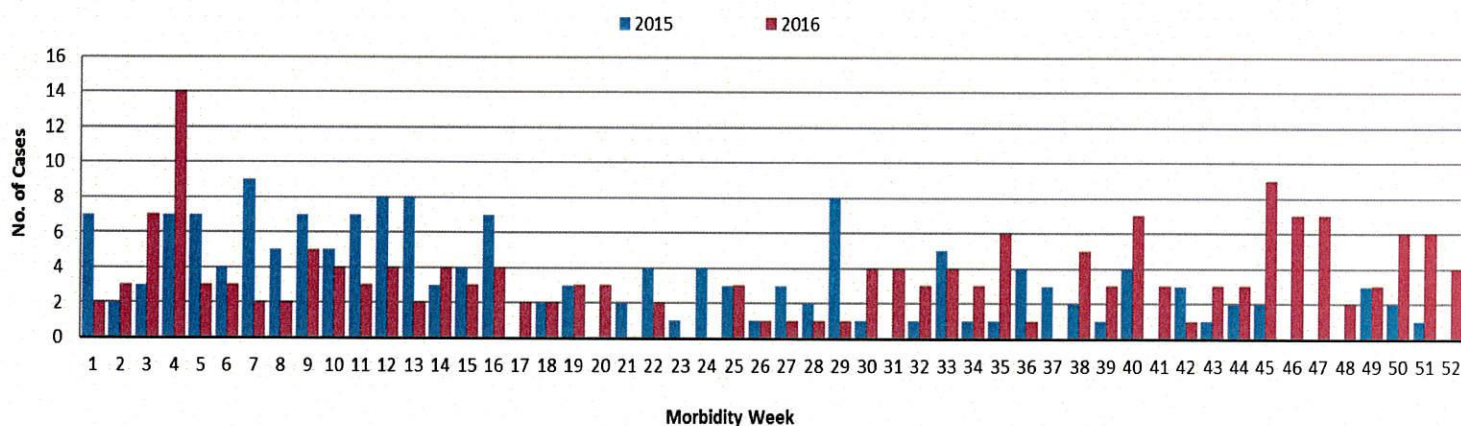
Morbidity Week 52 - January 1 – December 31, 2016

Epidemiology Bureau
Public Health Surveillance Division

**Fig. 28 Confirmed Pertussis Cases
as of December 31, 2016 (N=29)**

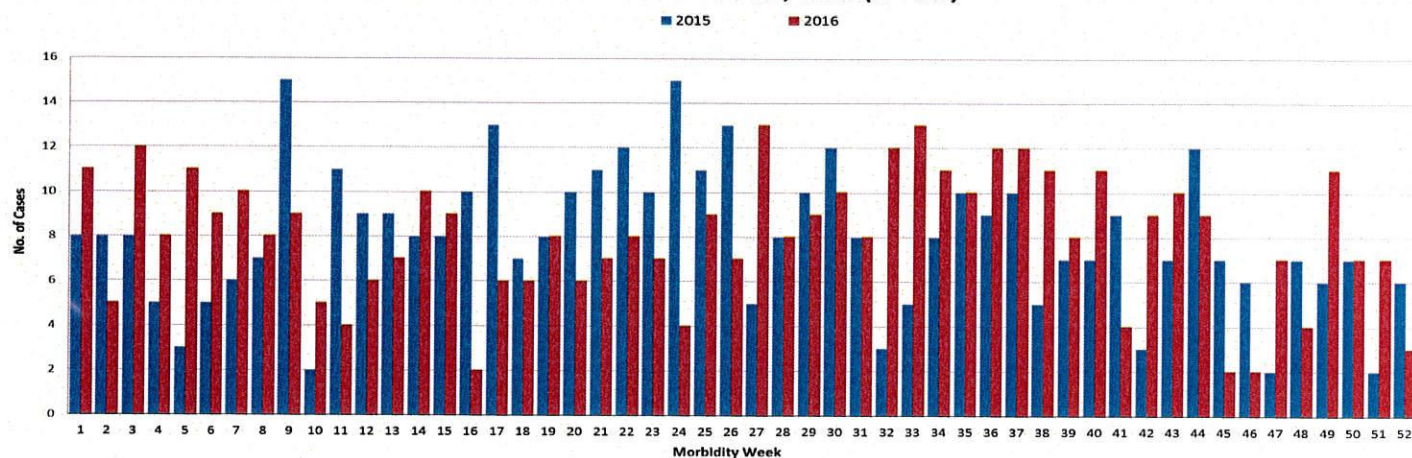


**Fig. 29 Confirmed Rubella Cases
as of December 31, 2016 (n=178)**



WEEKLY INCIDENCE OF DISEASES FOR ERADICATION, 2015-2016

**Fig. 30 Reported AFP Cases
as of December 31, 2016 (N=417)**






Morbidity Week 52 - January 1 – December 31, 2016


Epidemiology Bureau
Public Health Surveillance Division


EDITORIAL BOARD


Irma L. Asuncion, MD, MHA, CESO IV
Director IV


Genesis May J. Samonte, MD, MSc, PHSAE
OIC, Division Chief PHSD


Allan P. Ignacio
Statistician II


June B. Corpuz, RN
Nurse III


Jezza Jonah D. Crucena, RN
Nurse III