



Morbidity Week 21 - January 1 – May 28, 2016

Epidemiology Bureau  
 Public Health Surveillance Division

Notifiable Diseases	Morbidity Week 21				
	2016			2015	% Difference *2016 vs 2015
	Cases	Deaths	CFR (%)	Cases	
AIR/DROPLET-BORNE DISEASES					
Acute Encephalitis Syndrome †	110	11	10.00	75	46.7
Acute Encephalitis Syndrome ‡	4	0	0.00	1	300.0
Bacterial Meningitis †	845	95	11.24	1007	-16.1
Bacterial Meningitis ‡	68	0	0.00	19	257.9
Hand, Foot and Mouth Disease †	395	1	0.25	552	-28.4
Hand, Foot and Mouth Disease ‡	10	1	10.00	37	-73.0
Influenza-like Illness †	40979	10	0.02	47276	-13.3
Influenza-like Illness ‡	35	0	0.00	70	-50.0
Meningococcal Disease †	78	46	58.97	71	9.9
Meningococcal Disease ‡	7	5	71.43	5	40.0
FOOD/WATER-BORNE DISEASES					
Acute Bloody Diarrhea †	4933	28	0.57	6000	-17.8
Cholera †	1938	1	0.05	1720	12.7
Cholera ‡	23	0	0.00	22	4.5
Paralytic Shellfish Poisoning †	15	1	6.67	18	-16.7
Typhoid †	9754	10	0.10	11070	-11.9
Typhoid ‡	78	0	0.00	117	-33.3
Viral Hepatitis A ‡	297	2	0.67	386	-23.1
VECTOR-BORNE DISEASES					
Acute Hemorrhagic Fever †	14	0	0.00	12	16.7
Dengue †	48691	185	0.38	33370	45.9
Dengue ‡	298	2	0.67	367	-18.8
Malaria †	340	0	0.00	397	-14.4
ZOOONOTIC DISEASES					
Anthrax	0	0	0.00	0	0.00
Leptospirosis †	235	24	10.21	298	-21.1
Leptospirosis ‡	7	0	0.00	8	-12.5
Rabies	89	89	100.00	120	-25.8
OTHER DISEASES					
Non-Neonatal Tetanus †	388	77	19.85	808	-52.0
Viral Hepatitis B ‡	1146	17	1.48	1142	0.4
Viral Hepatitis C ‡	33	2	6.06	29	13.8

**Legend:**

- † Suspected /Clinically-confirmed cases
- ‡ Laboratory-confirmed cases

*\*NOTE: Case counts reported here do NOT represent the final number and are subject to change after inclusion of delayed reports and review of cases.*

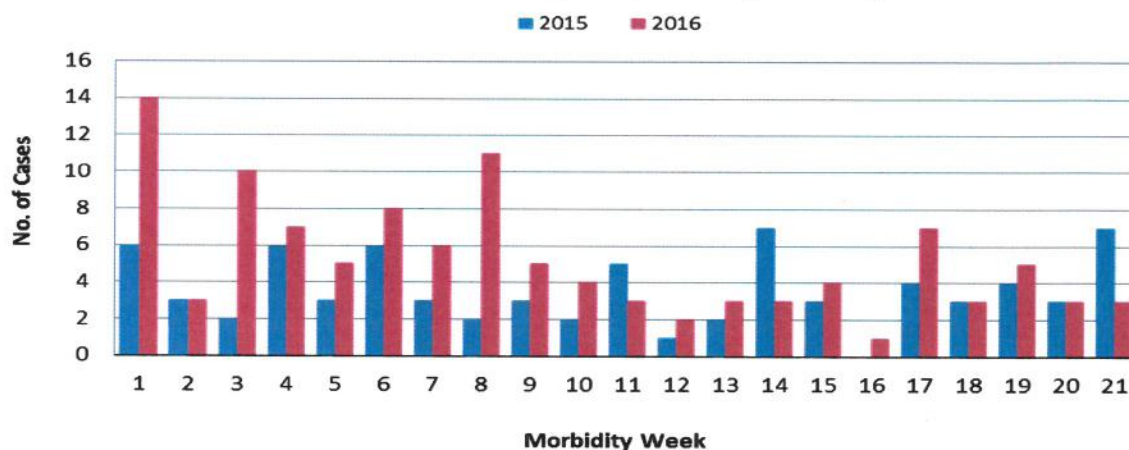


Morbidity Week 21 - January 1 – May 28, 2016

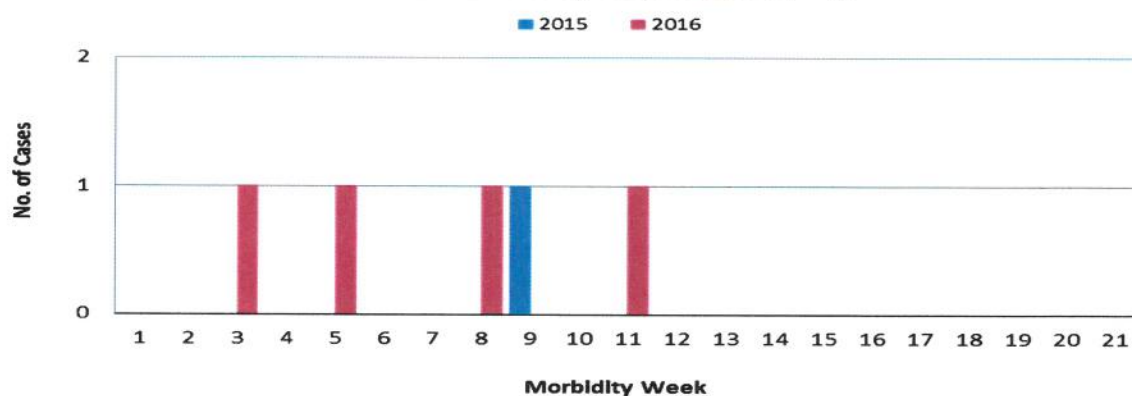
Epidemiology Bureau  
Public Health Surveillance Division

## WEEKLY INCIDENCE OF AIR/DROPLET-BORNE DISEASES, 2015-2016

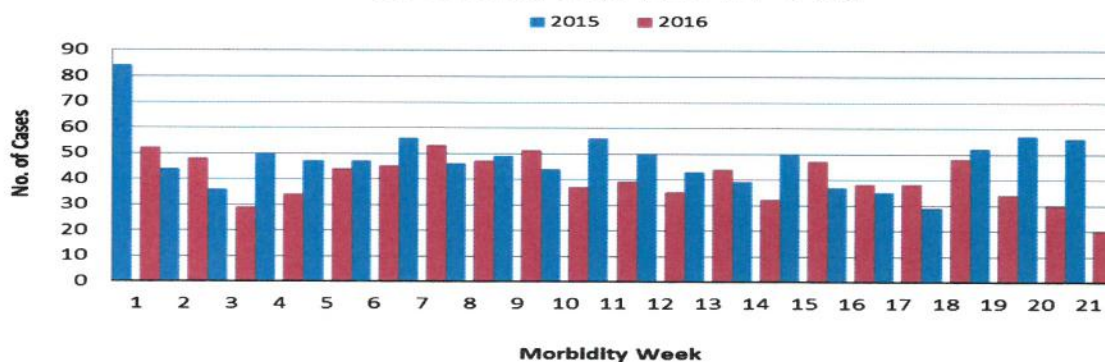
**Fig. 1 Suspect Acute Encephalitis Syndrome Cases  
as of May 28, 2016 (N=110)**



**Fig. 2 Confirmed Acute Encephalitis Syndrome Cases  
as of May 28, 2016 (n=4)**



**Fig. 3 Suspect Bacterial Meningitis Cases  
as of May 28, 2016 (N=845)**



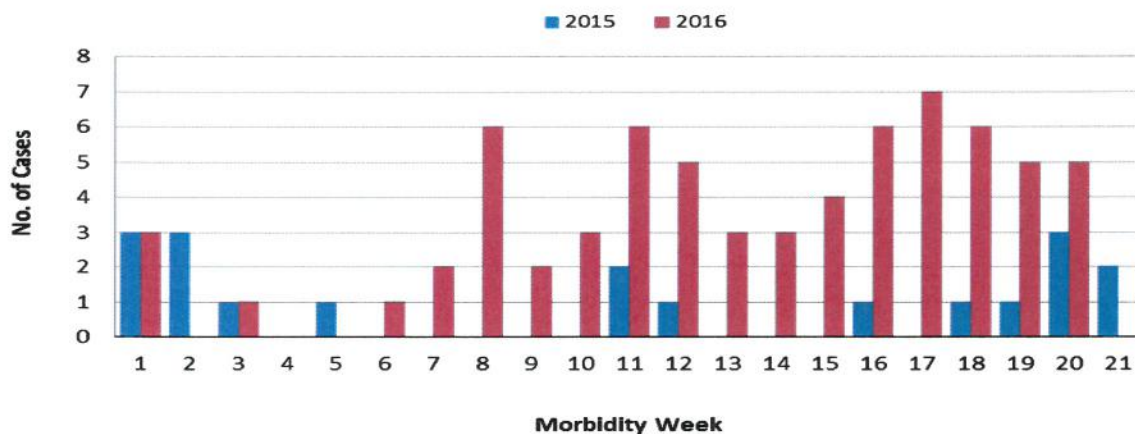




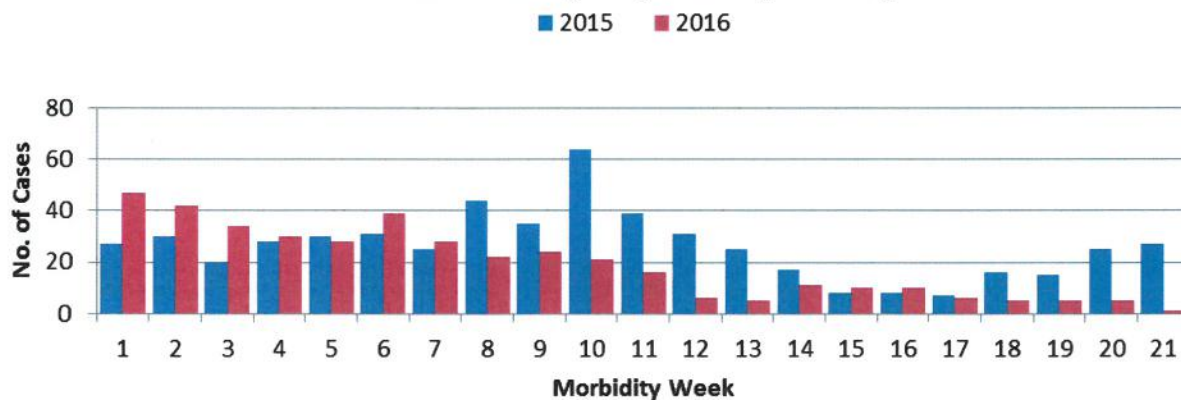
Morbidity Week 21 - January 1 – May 28, 2016

Epidemiology Bureau  
Public Health Surveillance Division

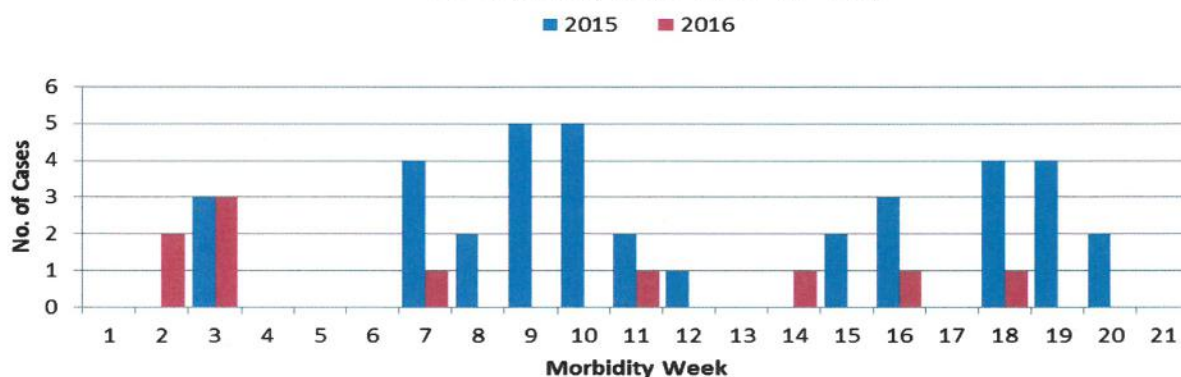
**Fig. 4 Confirmed Bacterial Meningitis Cases  
as of May 28, 2016 (n=68)**



**Fig.5 Suspect Hand, Foot and Mouth Disease Cases  
as of May 28, 2016 (N=395)**



**Fig.6 Confirmed Hand, Foot and Mouth Disease Cases  
as of May 28, 2016 (n=10)**

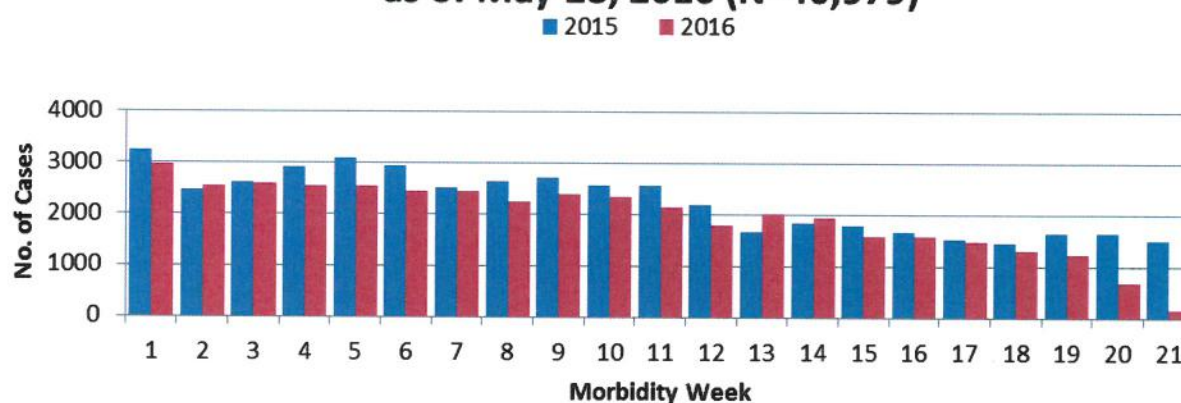




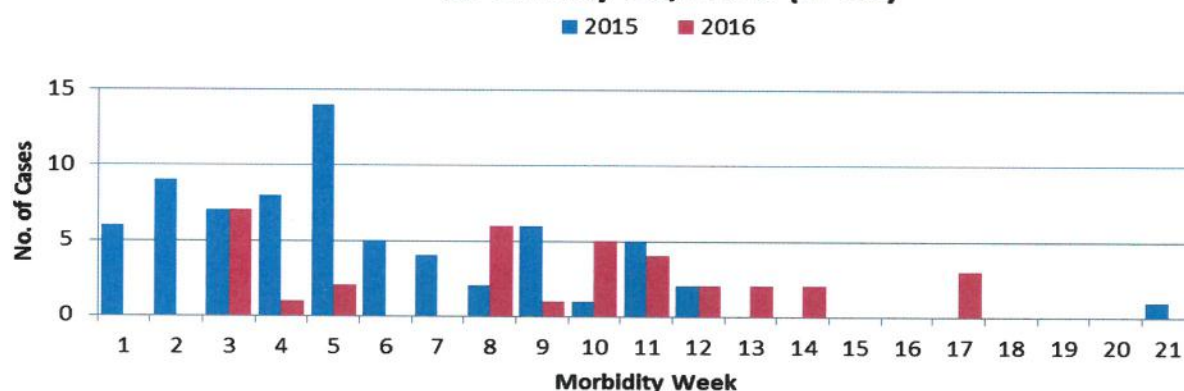
Morbidity Week 21 - January 1 – May 28, 2016

Epidemiology Bureau  
Public Health Surveillance Division

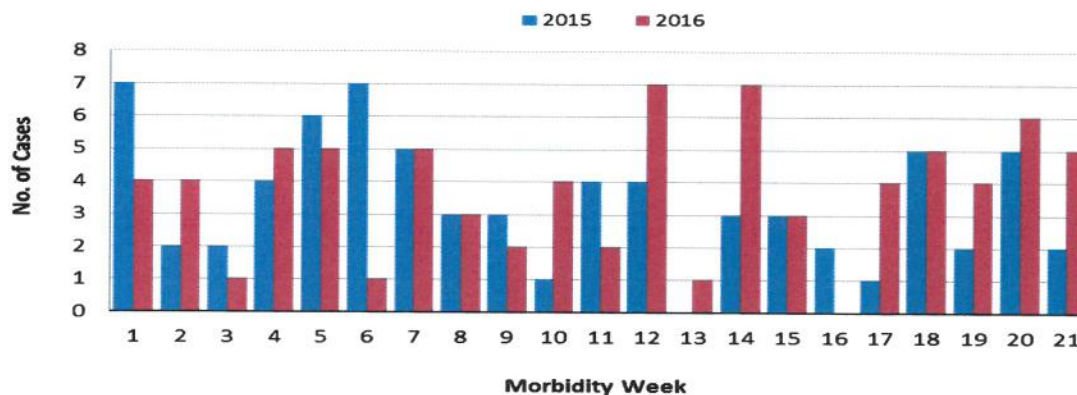
**Fig.7 Influenza-like Illness Cases  
as of May 28, 2016 (N=40,979)**



**Fig.8 Influenza Cases  
as of May 28, 2016 (n=35)**



**Fig. 9 Suspect Meningococcal Disease Cases  
as of May 28, 2016 (N=78)**

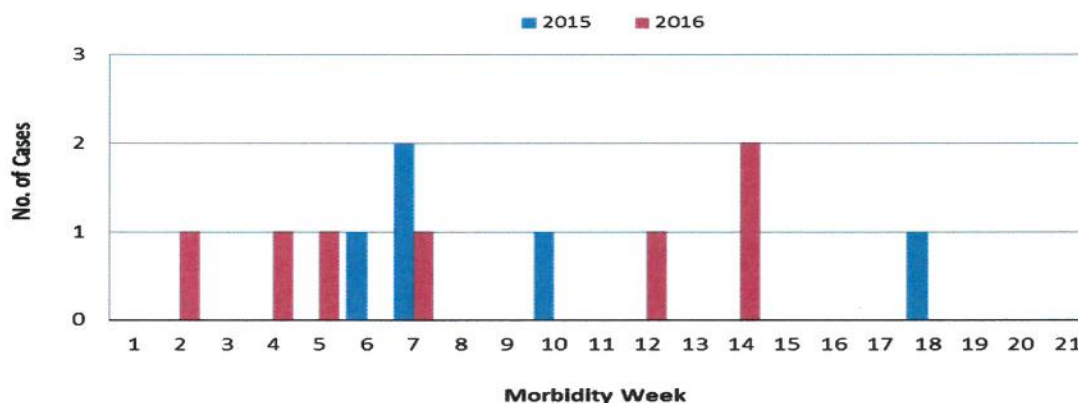




Morbidity Week 21 - January 1 – May 28, 2016

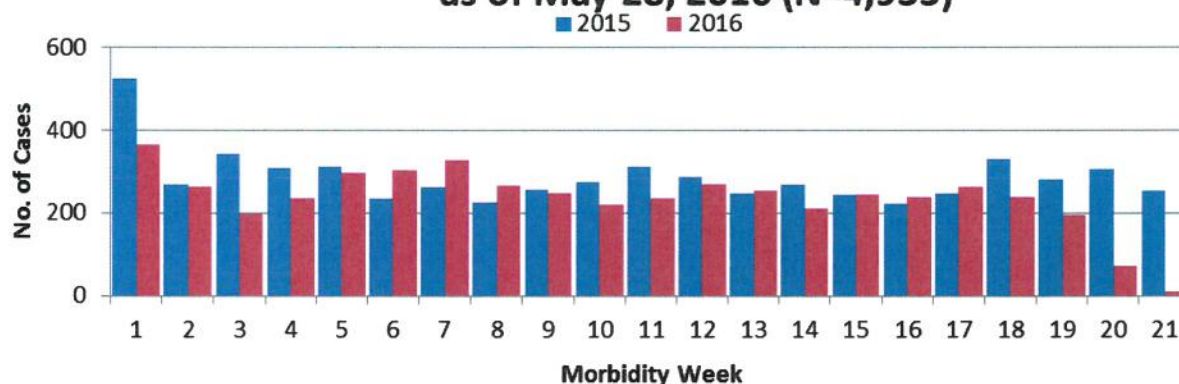
Epidemiology Bureau  
Public Health Surveillance Division

**Fig. 10 Confirmed Meningococcal Disease Cases  
as of May 28, 2016 (n=7)**

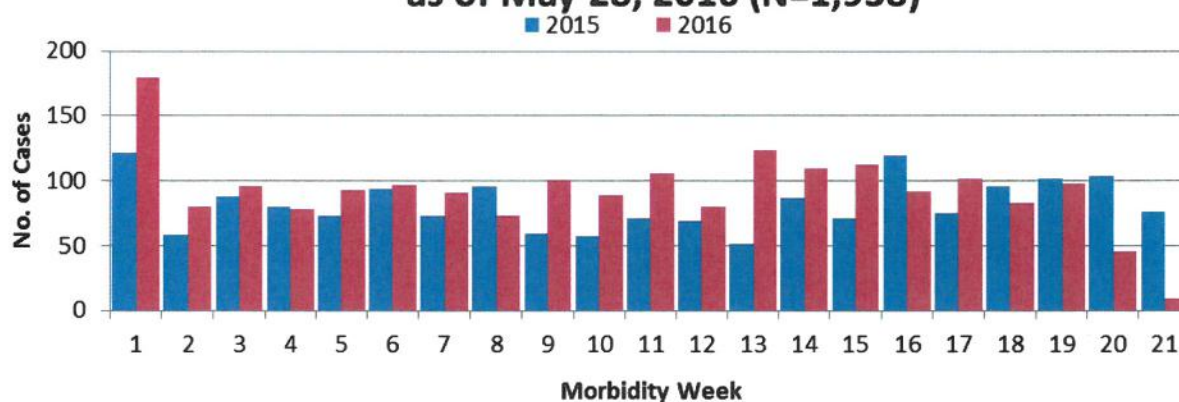


**WEEKLY INCIDENCE OF FOOD/WATER-BORNE DISEASES, 2015-2016**

**Fig.11 Acute Bloody Diarrhea Cases  
as of May 28, 2016 (N=4,933)**



**Fig.12 Suspect Cholera Cases  
as of May 28, 2016 (N=1,938)**



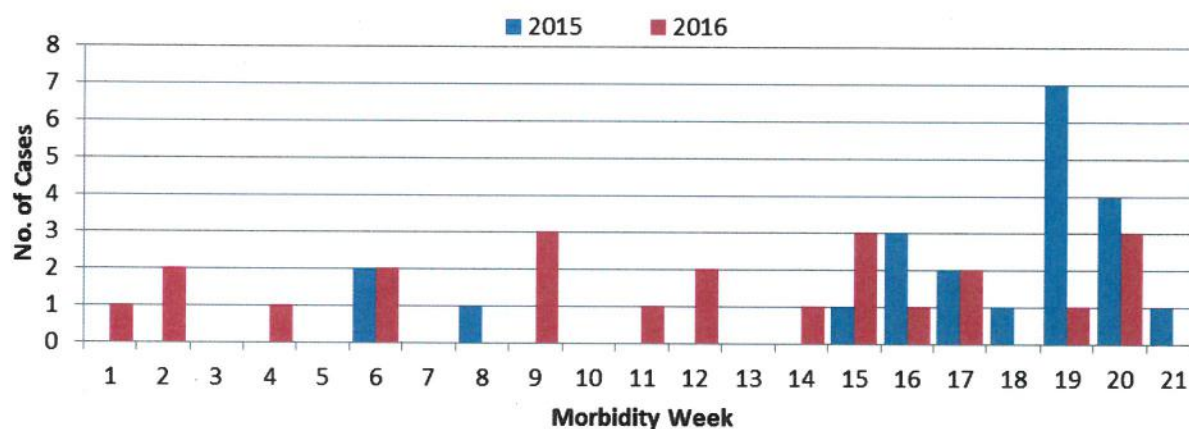




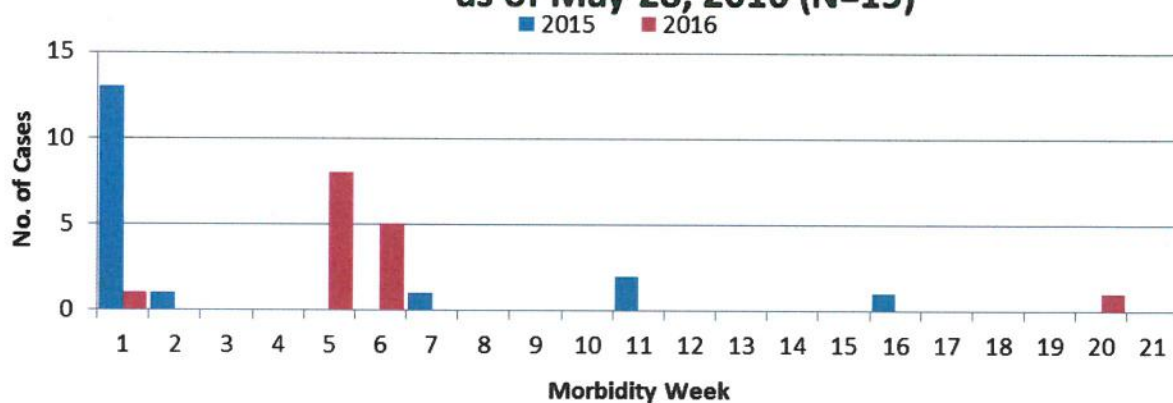
Morbidity Week 21 - January 1 – May 28, 2016

Epidemiology Bureau  
Public Health Surveillance Division

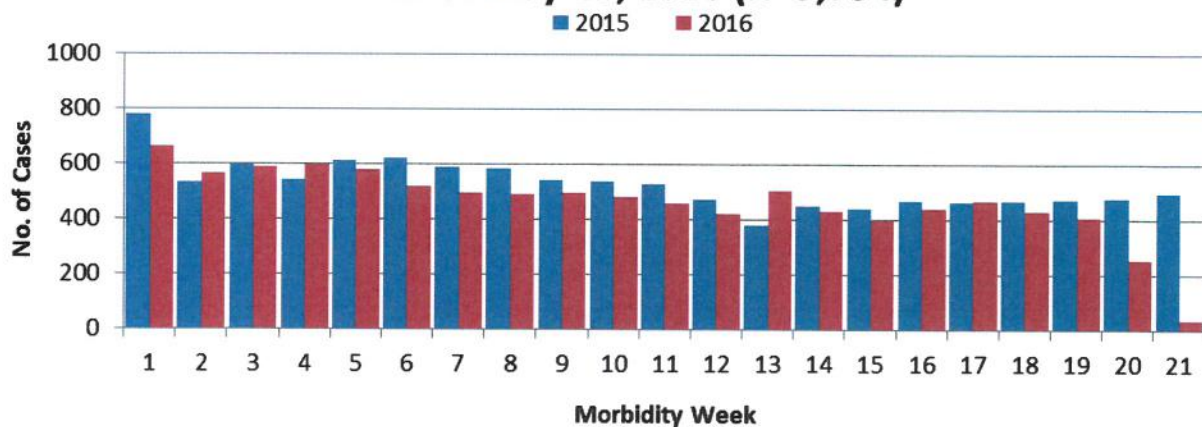
**Fig.13 Confirmed Cholera Cases  
as of May 28, 2016 (n=23)**



**Fig.14 Paralytic Shellfish Poisoning Cases  
as of May 28, 2016 (N=15)**



**Fig.15 Suspect Typhoid Cases  
as of May 28, 2016 (N=9,754)**

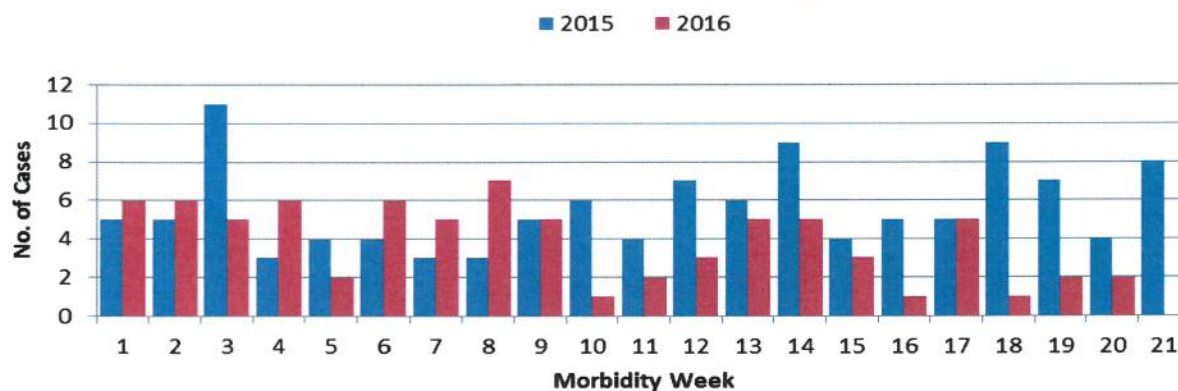




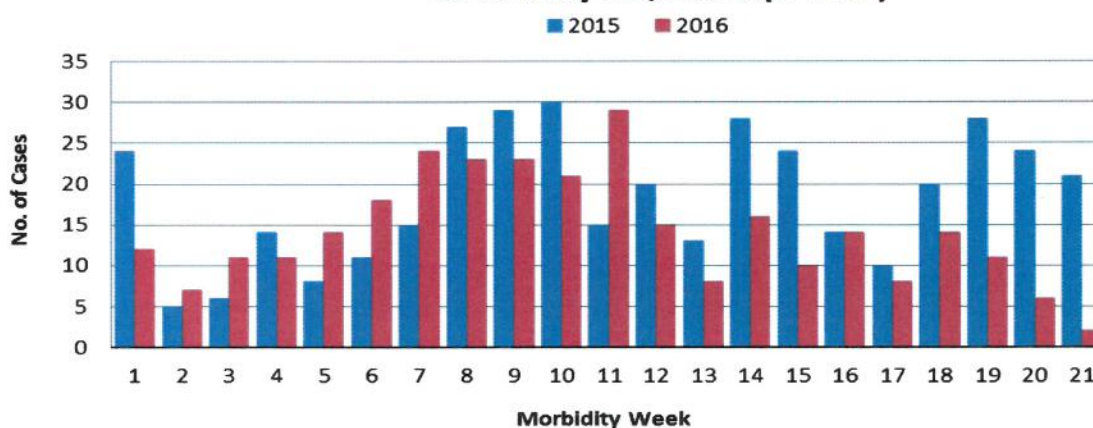
Morbidity Week 21 - January 1 – May 28, 2016

Epidemiology Bureau  
Public Health Surveillance Division

**Fig.16 Confirmed Typhoid Cases  
as of May 28, 2016 (n=78)**

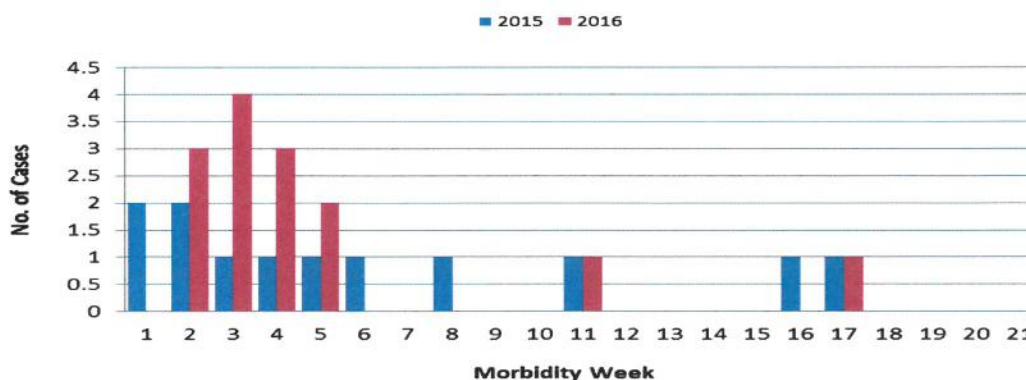


**Fig. 17 Confirmed Hepatitis A Cases  
as of May 28, 2016 (n=297)**



## WEEKLY INCIDENCE OF VECTOR-BORNE DISEASES, 2015-2016

**Fig. 18 Suspect Acute Hemorrhagic Fever Cases  
as of May 28, 2016 (N=14)**

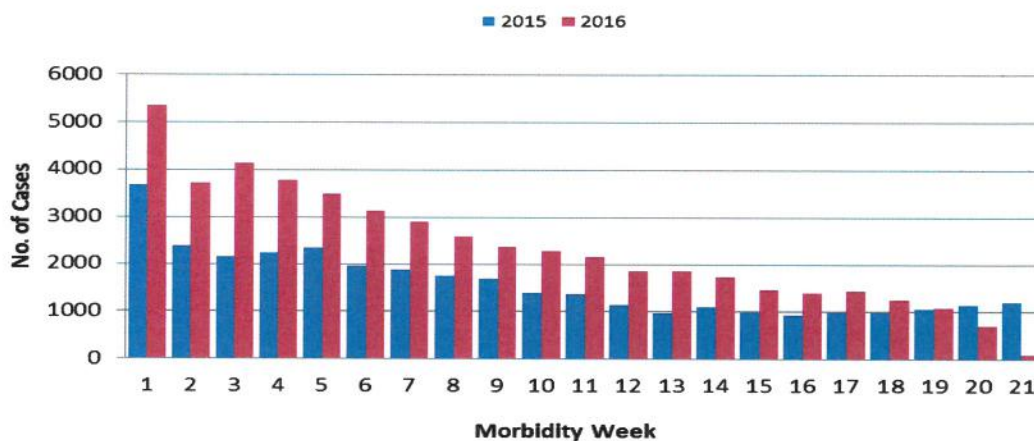




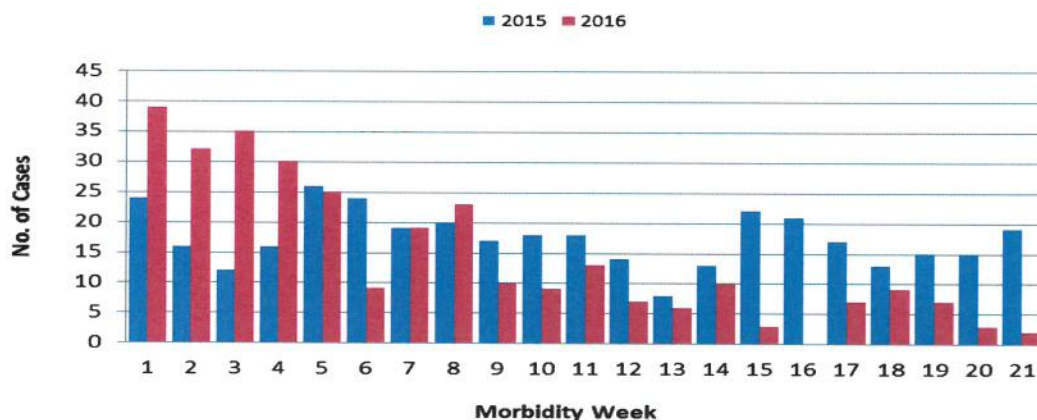
Morbidity Week 21 - January 1 – May 28, 2016

Epidemiology Bureau  
Public Health Surveillance Division

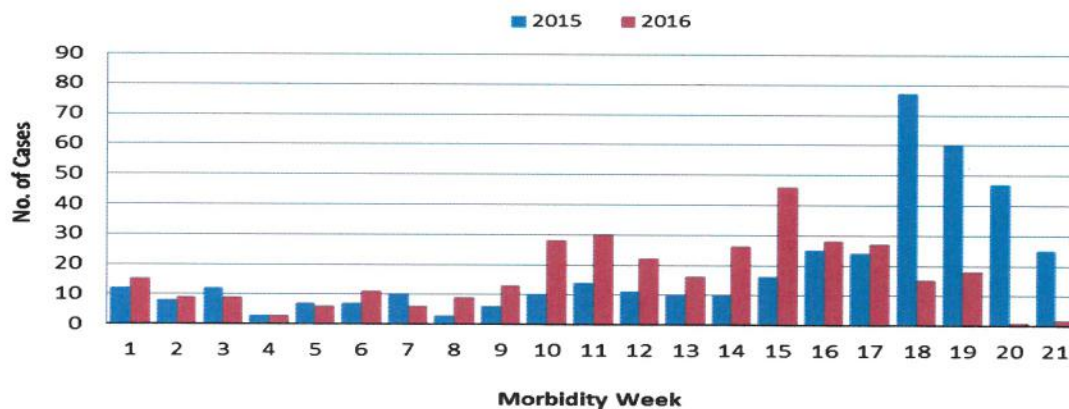
**Fig. 19 Suspect Dengue Cases  
as of May 28, 2016 (N=48,691)**



**Fig. 20 Confirmed Dengue Cases  
as of May 28, 2016 (n=298)**



**Fig. 21 Suspect Malaria Cases  
as of May 28, 2016 (N=340)**





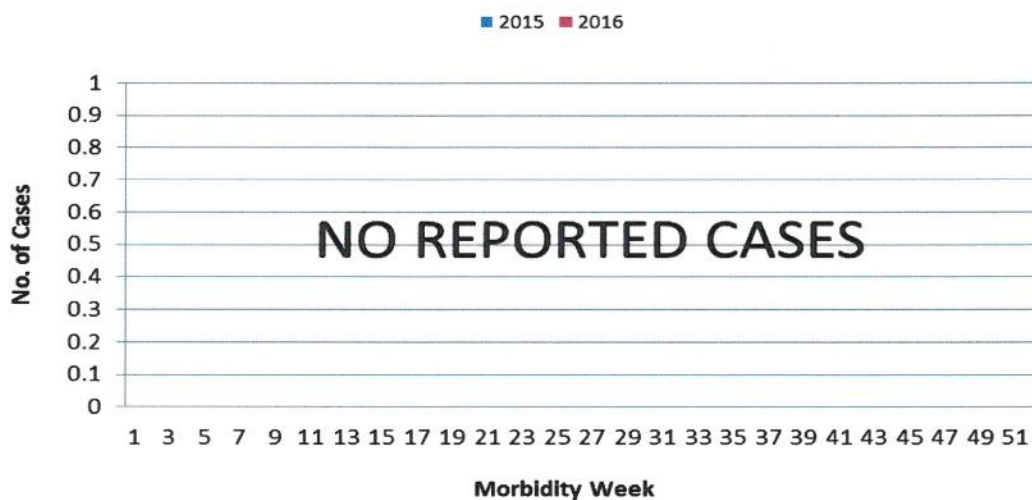


Morbidity Week 21 - January 1 – May 28, 2016

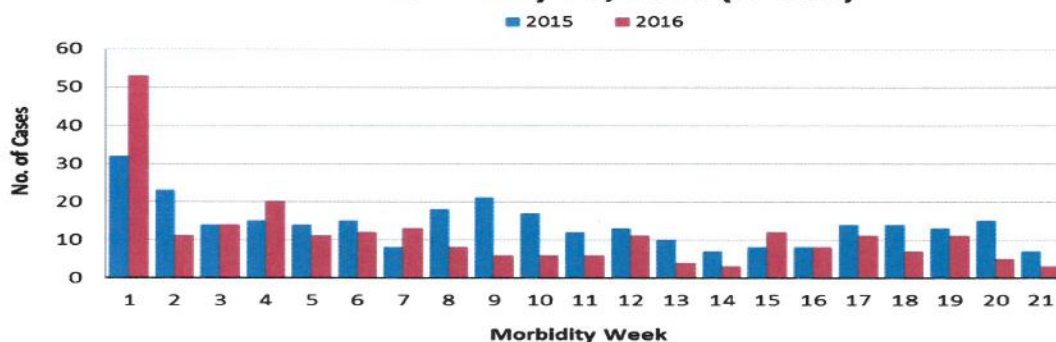
Epidemiology Bureau  
Public Health Surveillance Division

### WEEKLY INCIDENCE OF ZONOTIC DISEASES, 2015-2016

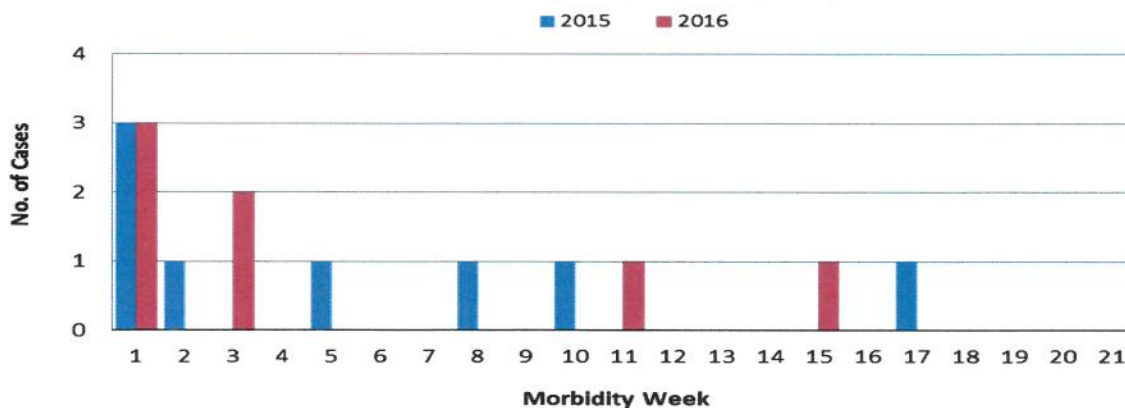
**Fig. 22 Suspect Anthrax Cases  
as of May 28, 2016 (N=0)**



**Fig. 23 Suspect Leptospirosis Cases  
as of May 28, 2016 (N=235)**



**Fig. 24 Confirmed Leptospirosis Cases  
as of May 28, 2016 (n=7)**

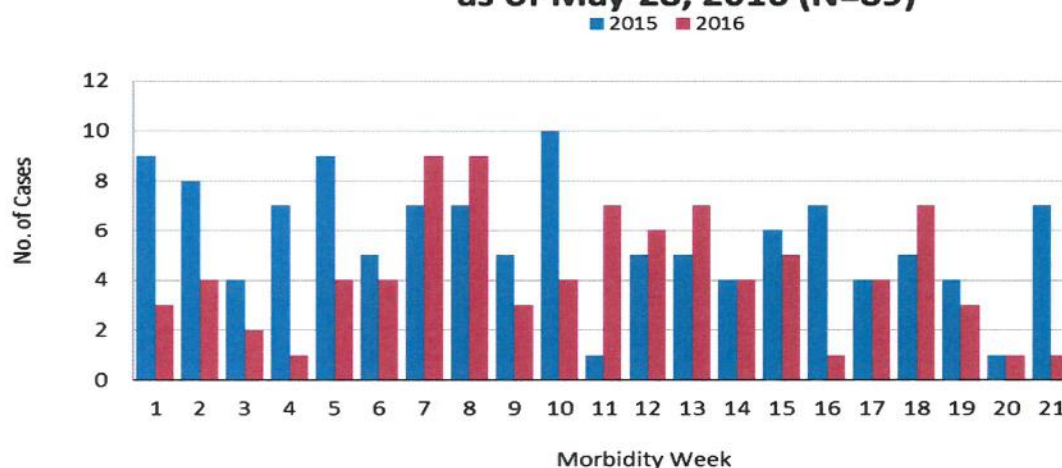




Morbidity Week 21 - January 1 – May 28, 2016

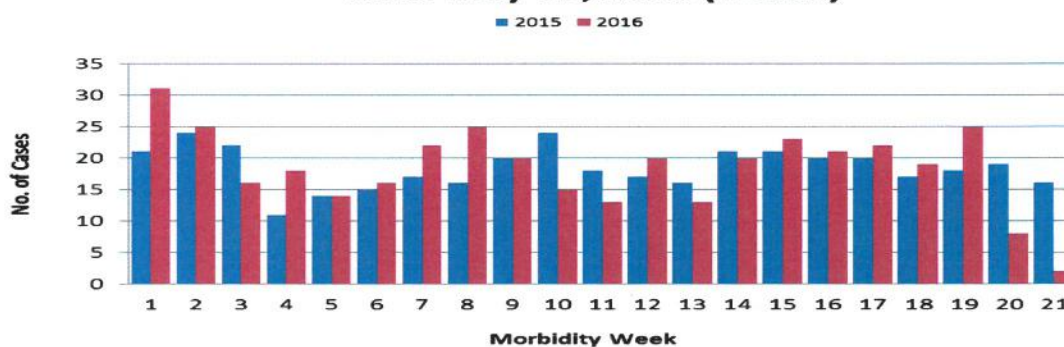
Epidemiology Bureau  
Public Health Surveillance Division

**Fig. 25 Probable Rabies Cases  
as of May 28, 2016 (N=89)**

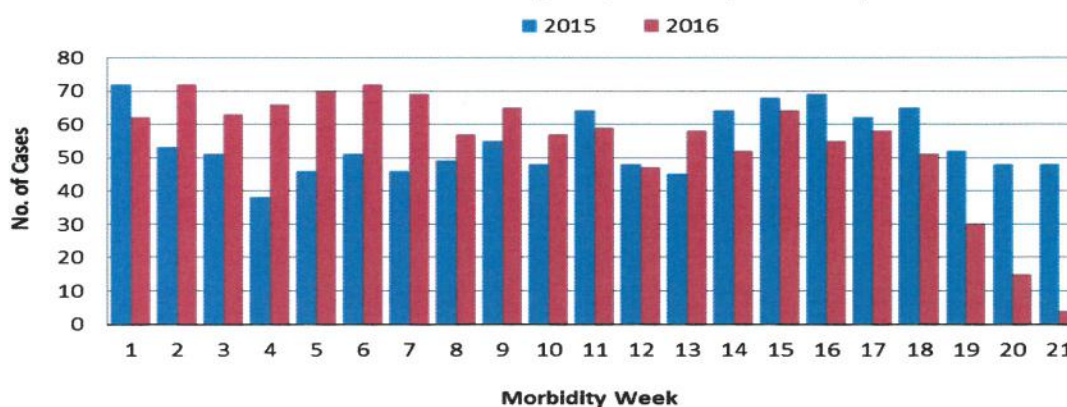


### WEEKLY INCIDENCE OF OTHER DISEASES, 2015-2016

**Fig. 26 Confirmed Non-neonatal Tetanus Cases  
as of May 28, 2016 (n=388)**



**Fig. 27 Confirmed Hepatitis B Cases  
as of May 28, 2016 (n=1146)**



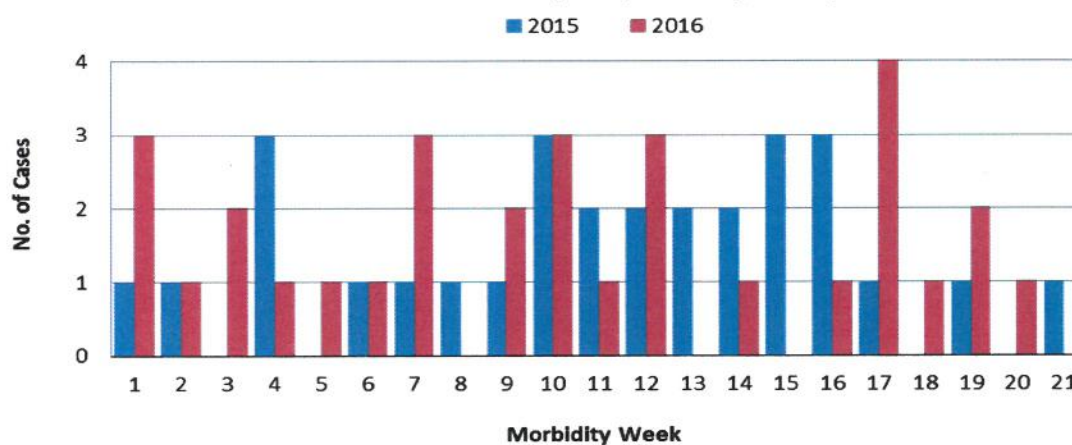




Morbidity Week 21 - January 1 – May 28, 2016

Epidemiology Bureau  
Public Health Surveillance Division

**Fig. 28 Confirmed Hepatitis C Cases  
as of May 28, 2016 (n=33)**



**EDITORIAL BOARD**

Irma L. Asuncion, MD, MHA, CESO IV  
Director IV

Vito G. Roque, Jr., RMT, MD, PHSAE  
Chief, PHSID

Allan P. Ignacio  
Statistician II

June B. Corpuz, RN  
Nurse III

Jezza Jonah D. Crucena, RN  
Nurse III