



Morbidity Week 20 - January 1 – May 21, 2016

Epidemiology Bureau
 Public Health Surveillance Division

Notifiable Diseases	Morbidity Week 20				
	2016			2015	% Difference *2016 vs 2015
	Cases	Deaths	CFR (%)	Cases	
AIR/DROPLET-BORNE DISEASES					
Acute Encephalitis Syndrome †	107	11	10.28	68	57.4
Acute Encephalitis Syndrome ‡	4	0	0.00	1	300.0
Bacterial Meningitis †	825	92	11.15	951	-13.2
Bacterial Meningitis ‡	68	0	0.00	17	300.0
Hand, Foot and Mouth Disease †	394	1	0.25	525	-25.0
Hand, Foot and Mouth Disease ‡	10	1	10.00	37	-73.0
Influenza-like Illness †	40826	10	0.02	45773	-10.8
Influenza-like Illness ‡	35	0	0.00	69	-49.3
Meningococcal Disease †	73	44	60.27	69	5.8
Meningococcal Disease ‡	7	5	71.43	5	40.0
FOOD/WATER-BORNE DISEASES					
Acute Bloody Diarrhea †	4925	28	0.57	5746	-14.3
Cholera †	1929	1	0.05	1644	17.3
Cholera ‡	23	0	0.00	21	9.5
Paralytic Shellfish Poisoning †	15	1	6.67	18	-16.7
Typhoid †	9717	10	0.10	10574	-8.1
Typhoid ‡	78	0	0.00	109	-28.4
Viral Hepatitis A ‡	273	2	0.73	365	-25.2
VECTOR-BORNE DISEASES					
Acute Hemorrhagic Fever †	14	0	0.00	12	16.7
Dengue †	48583	185	0.38	32173	51.0
Dengue ‡	296	2	0.68	348	-14.9
Malaria †	338	0	0.00	372	-9.1
ZOOONOTIC DISEASES					
Anthrax	0	0	0.00	0	0.00
Leptospirosis †	232	24	10.34	291	-20.3
Leptospirosis ‡	7	0	0.00	8	-12.5
Rabies	86	86	100.00	113	-23.9
OTHER DISEASES					
Non-Neonatal Tetanus †	386	77	19.95	371	4.0
Viral Hepatitis B ‡	1105	16	1.45	1094	1.0
Viral Hepatitis C ‡	30	2	6.67	28	7.1

Legend:

- † Suspected /Clinically-confirmed cases
- ‡ Laboratory-confirmed cases

**NOTE: Case counts reported here do NOT represent the final number and are subject to change after inclusion of delayed reports and review of cases.*

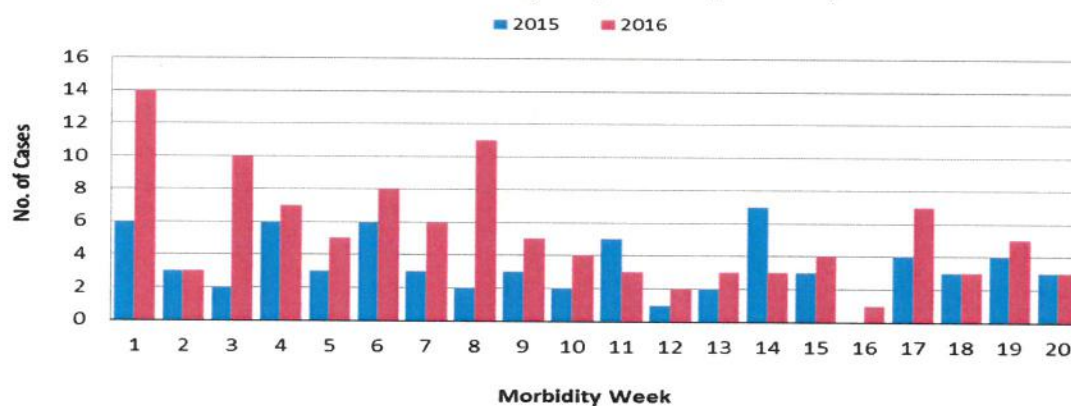


Morbidity Week 20 - January 1 – May 21, 2016

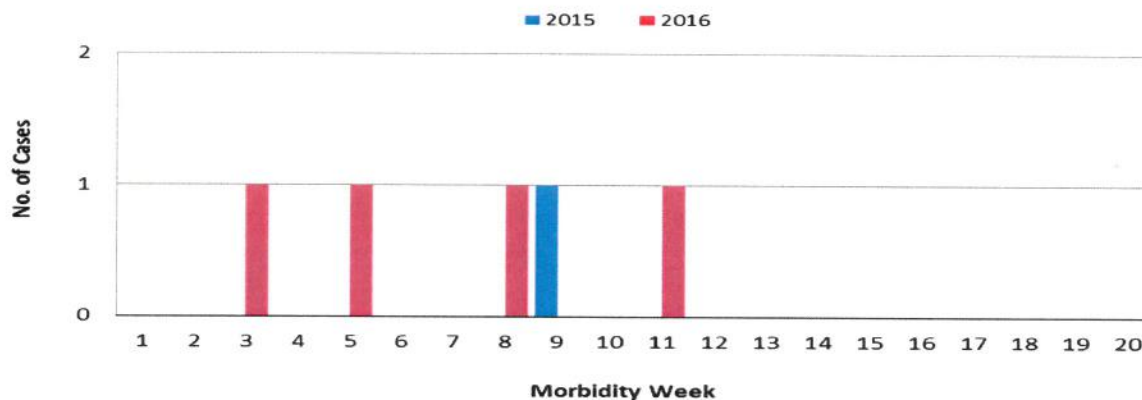
Epidemiology Bureau
Public Health Surveillance Division

WEEKLY INCIDENCE OF AIR/DROPLET-BORNE DISEASES, 2015-2016

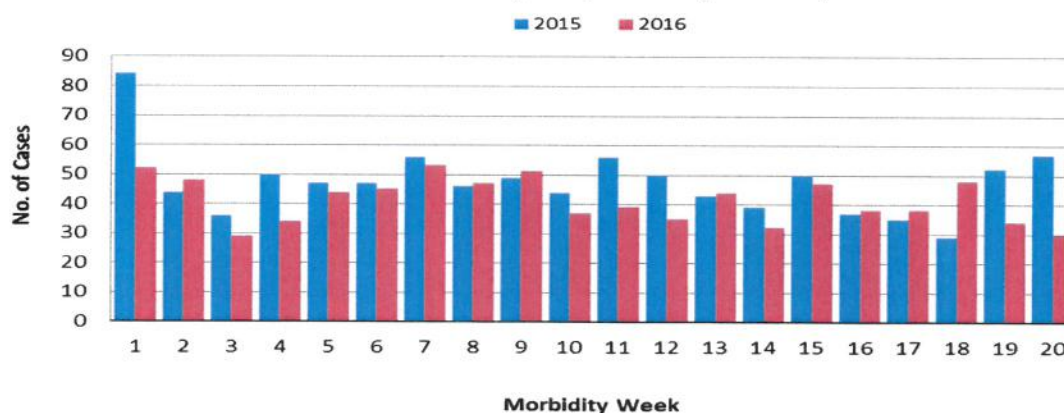
**Fig. 1 Suspect Acute Encephalitis Syndrome Cases
as of May 21, 2016 (N=107)**



**Fig. 2 Confirmed Acute Encephalitis Syndrome Cases
as of May 21, 2016 (n=4)**



**Fig. 3 Suspect Bacterial Meningitis Cases
as of May 21, 2016 (N=825)**

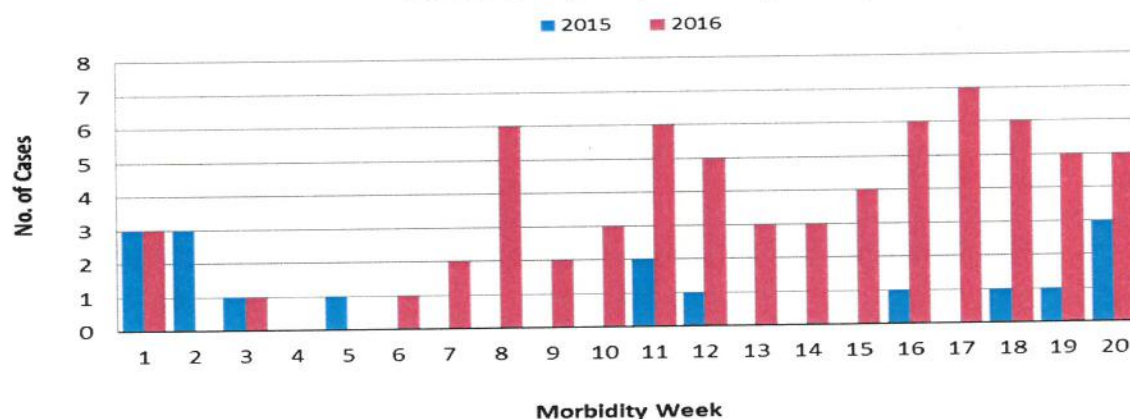




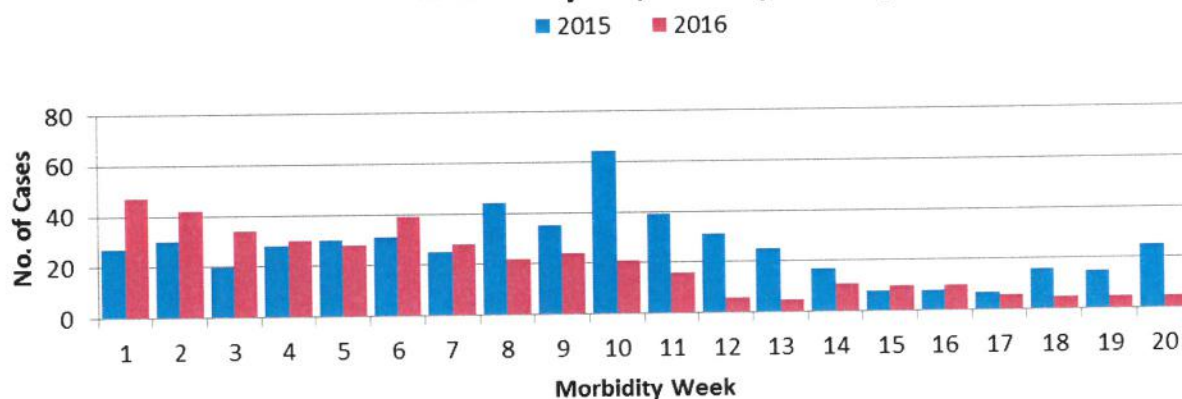
Morbidity Week 20 - January 1 – May 21, 2016

Epidemiology Bureau
Public Health Surveillance Division

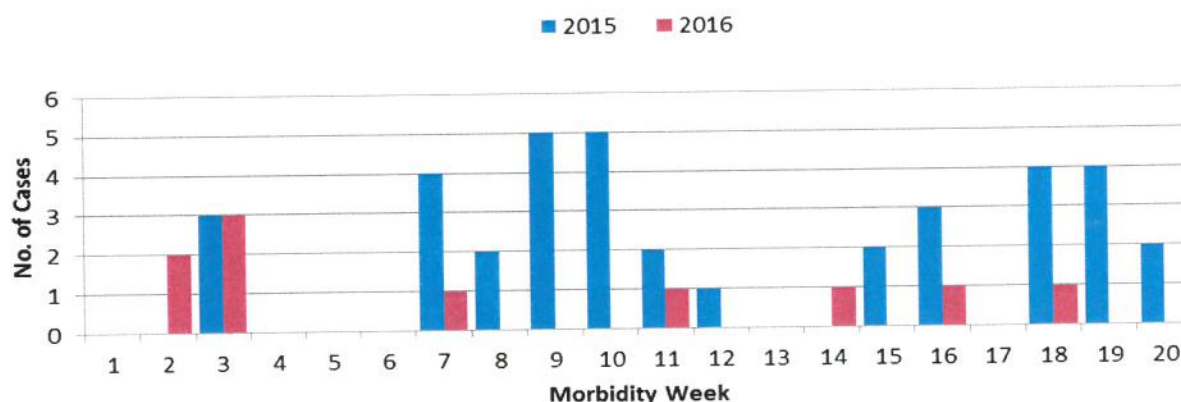
**Fig. 4 Confirmed Bacterial Meningitis Cases
as of May 21, 2016 (n=68)**



**Fig.5 Suspect Hand, Foot and Mouth Disease Cases
as of May 21, 2016 (N=394)**



**Fig.6 Confirmed Hand, Foot and Mouth Disease Cases
as of May 21, 2016 (n=10)**

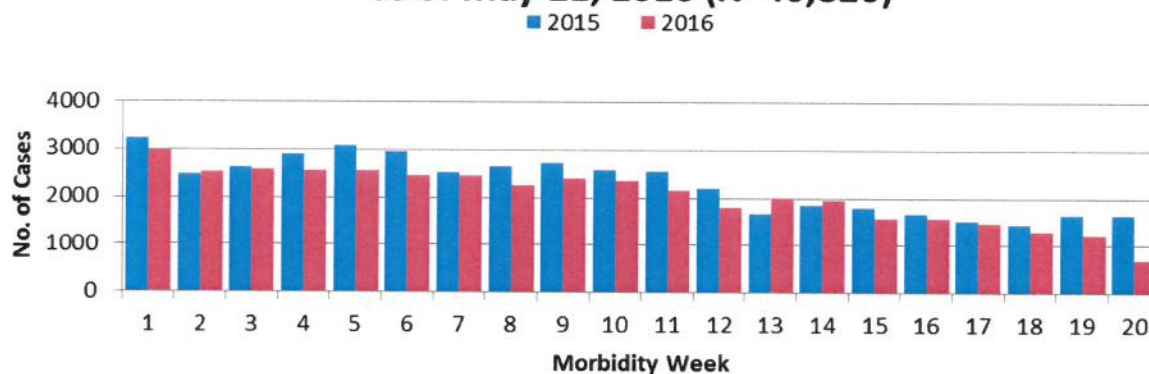




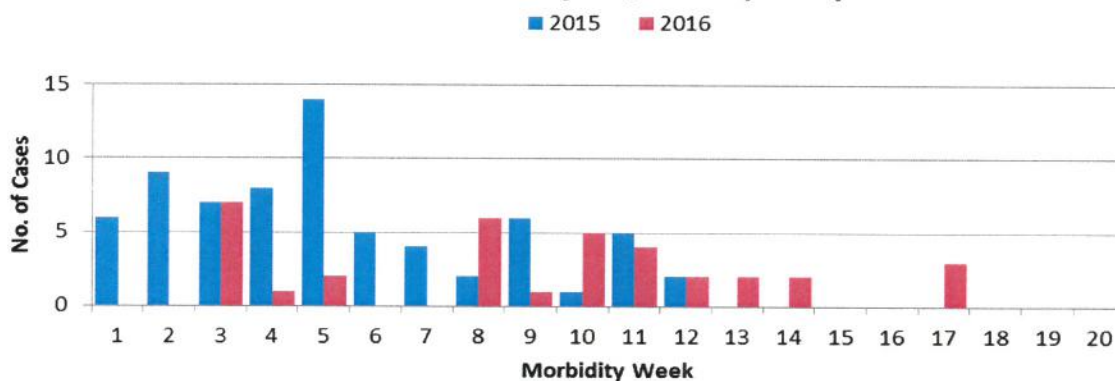
Morbidity Week 20 - January 1 – May 21, 2016

Epidemiology Bureau
Public Health Surveillance Division

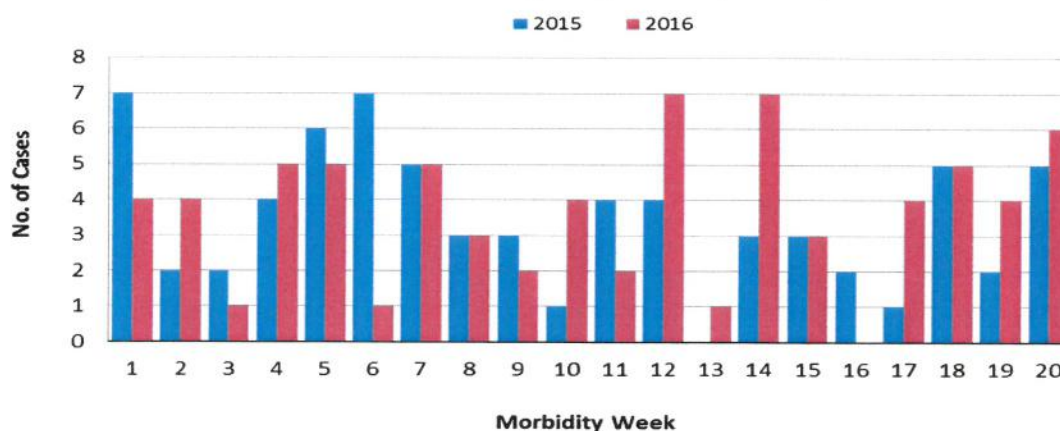
**Fig.7 Influenza-like Illness Cases
as of May 21, 2016 (N=40,826)**



**Fig.8 Influenza Cases
as of May 21, 2016 (n=35)**



**Fig. 9 Suspect Meningococcal Disease Cases
as of May 21, 2016 (N=73)**

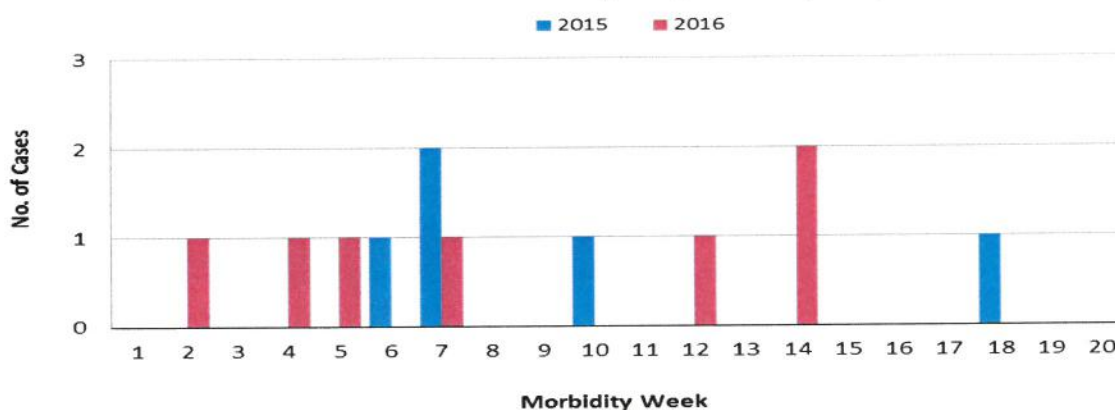




Morbidity Week 20 - January 1 – May 21, 2016

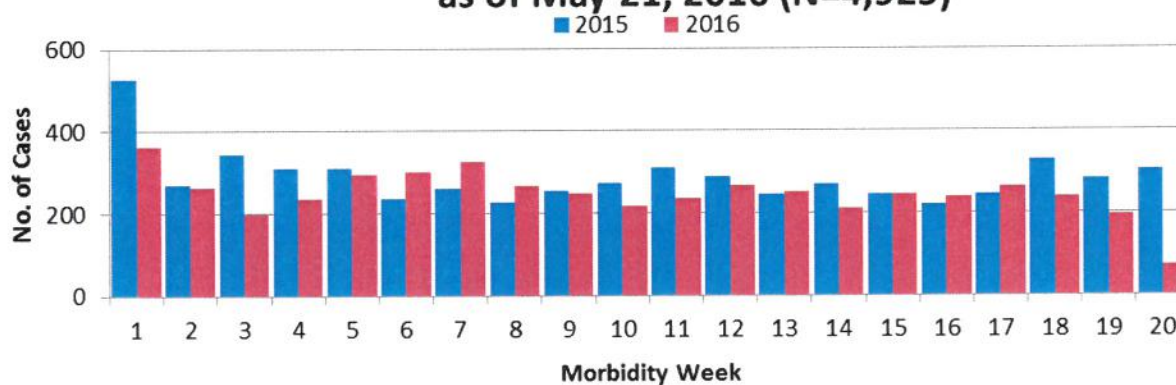
Epidemiology Bureau
Public Health Surveillance Division

**Fig. 10 Confirmed Meningococcal Disease Cases
as of May 21, 2016 (n=7)**

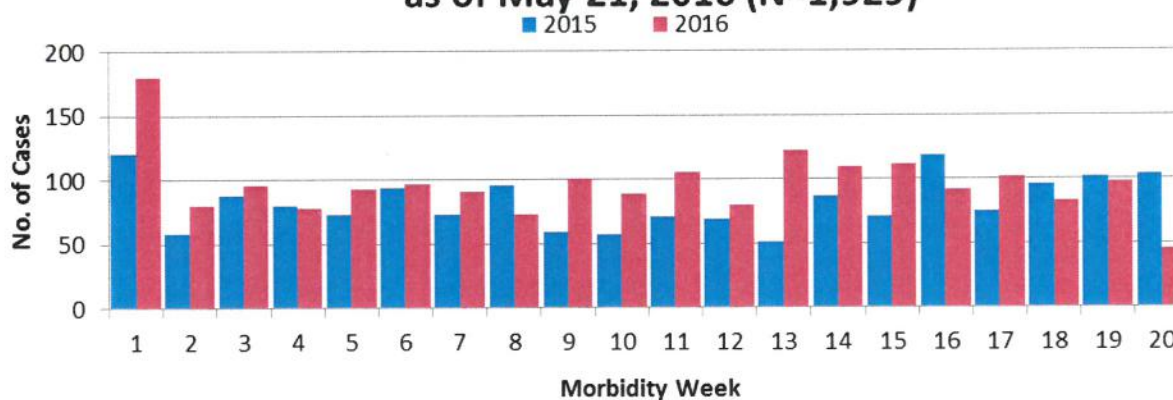


WEEKLY INCIDENCE OF FOOD/WATER-BORNE DISEASES, 2015-2016

**Fig.11 Acute Bloody Diarrhea Cases
as of May 21, 2016 (N=4,925)**



**Fig.12 Suspect Cholera Cases
as of May 21, 2016 (N=1,929)**

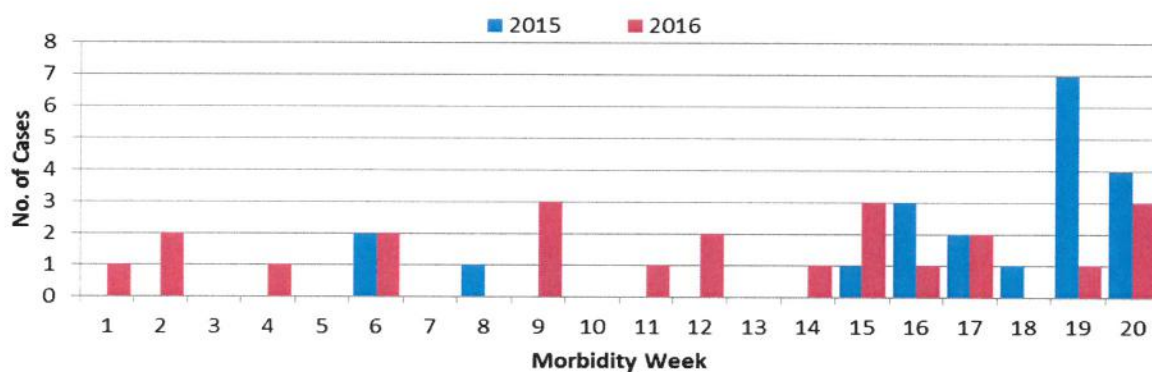




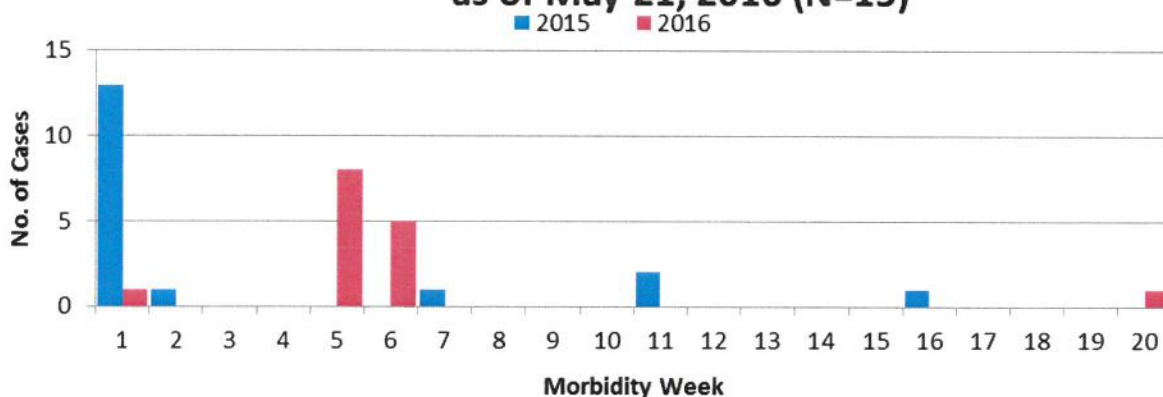
Morbidity Week 20 - January 1 – May 21, 2016

Epidemiology Bureau
Public Health Surveillance Division

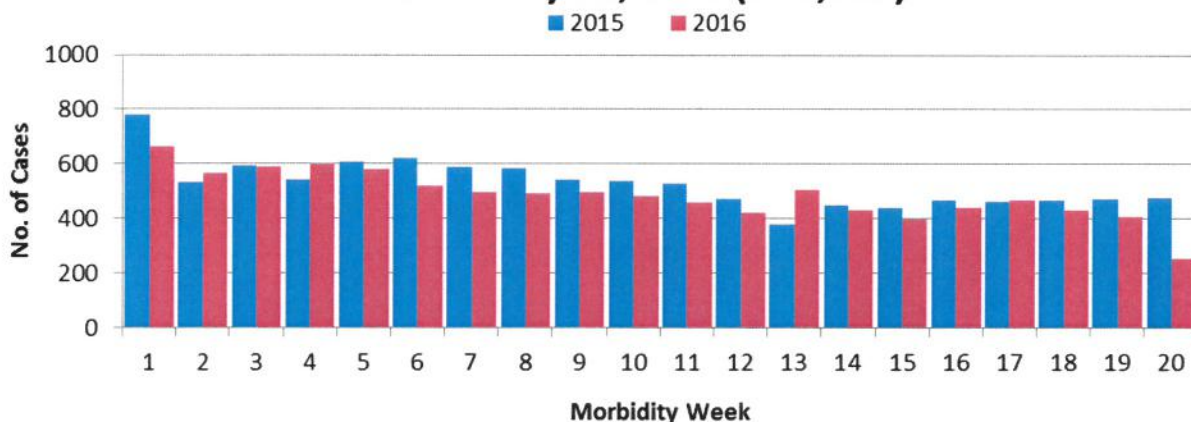
**Fig.13 Confirmed Cholera Cases
as of May 21, 2016 (n=23)**



**Fig.14 Paralytic Shellfish Poisoning Cases
as of May 21, 2016 (N=15)**



**Fig.15 Suspect Typhoid Cases
as of May 21, 2016 (N=9,717)**

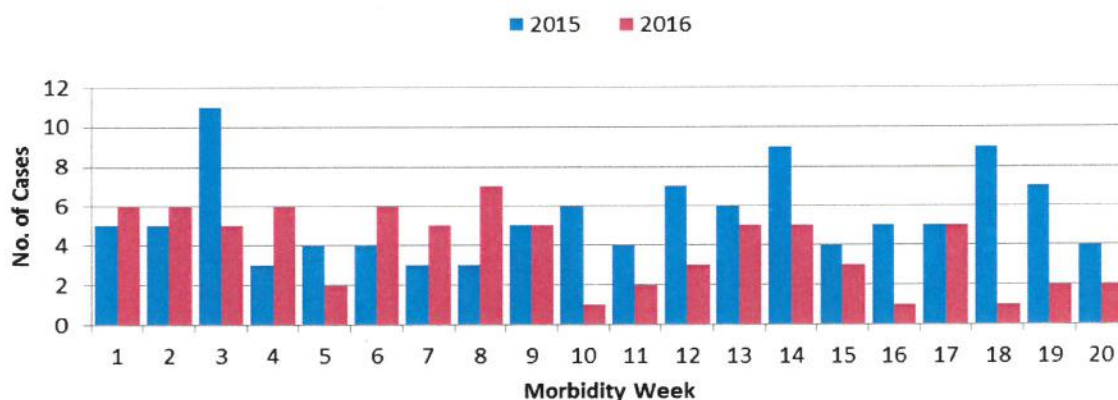




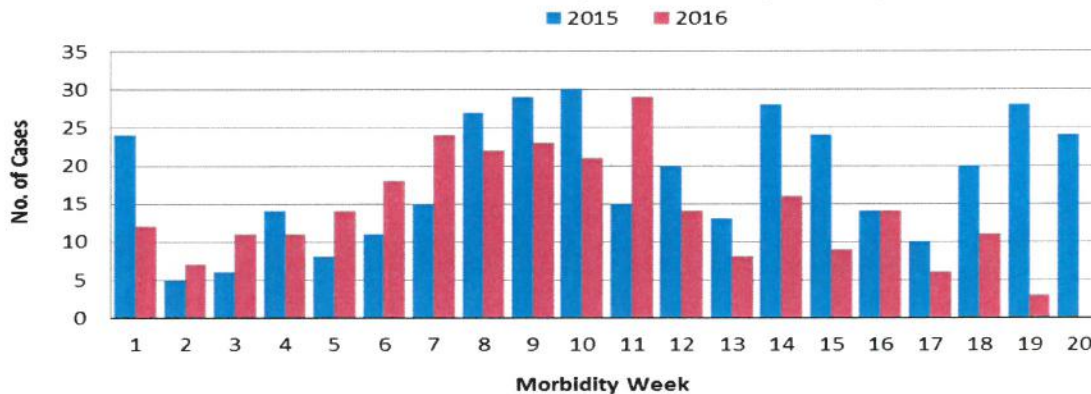
Morbidity Week 20 - January 1 – May 21, 2016

Epidemiology Bureau
Public Health Surveillance Division

**Fig.16 Confirmed Typhoid Cases
as of May 21, 2016 (n=78)**

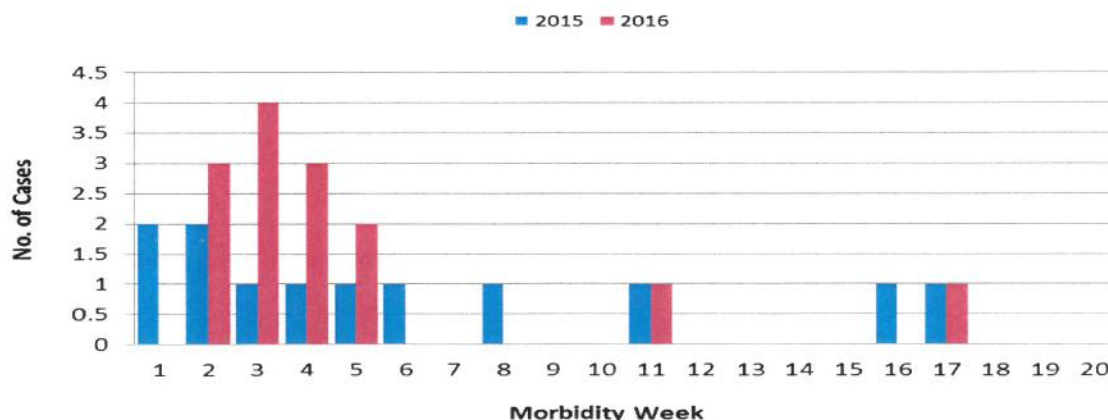


**Fig. 17 Confirmed Hepatitis A Cases
as of May 21, 2016 (n=273)**



WEEKLY INCIDENCE OF VECTOR-BORNE DISEASES, 2015-2016

**Fig. 18 Suspect Acute Hemorrhagic Fever Cases
as of May 21, 2016 (N=14)**

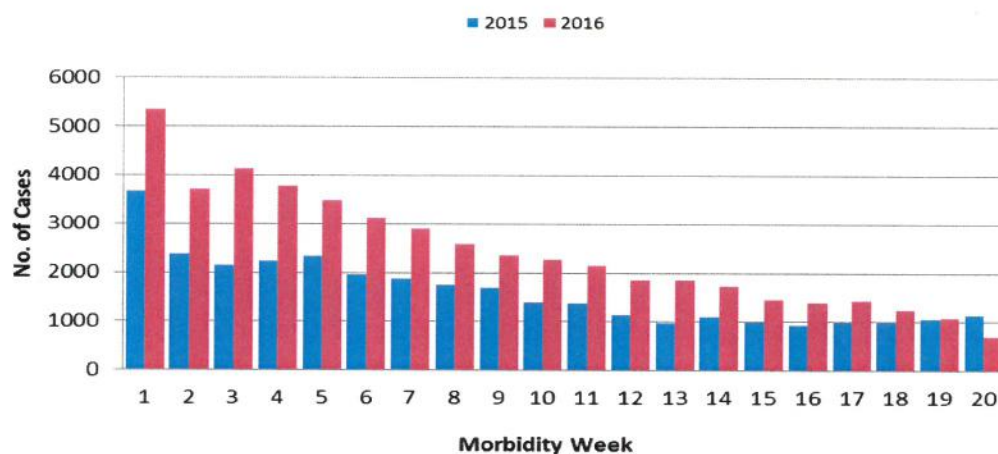




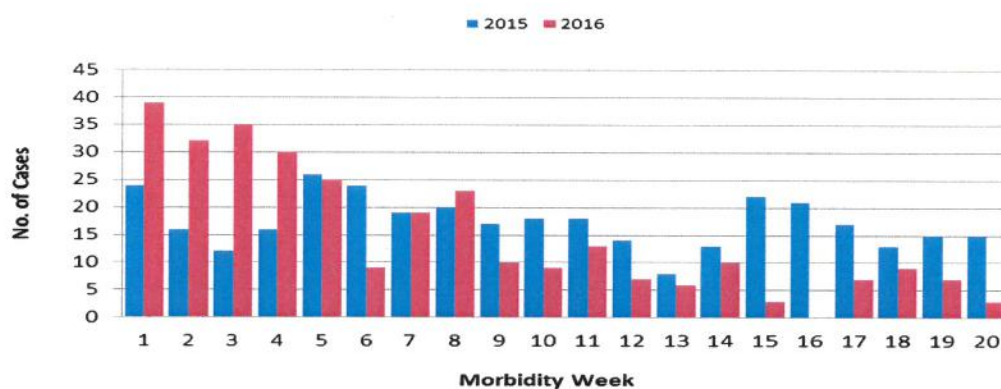
Morbidity Week 20 - January 1 – May 21, 2016

Epidemiology Bureau
Public Health Surveillance Division

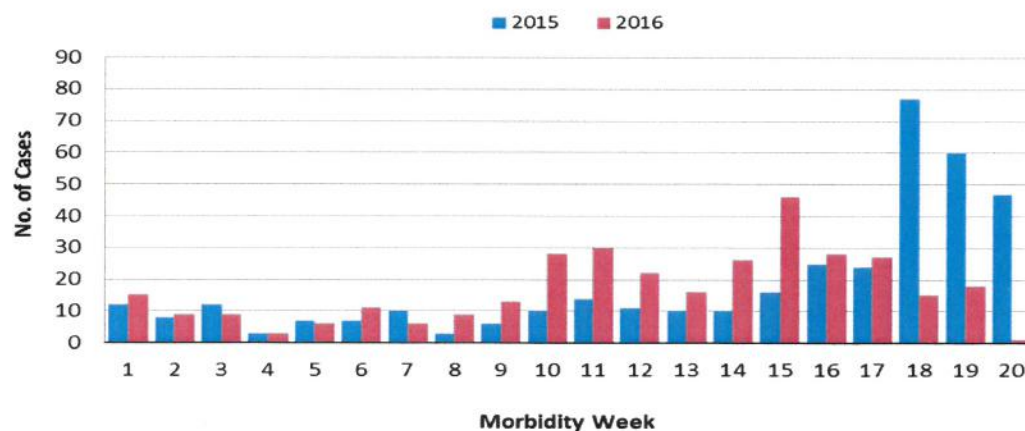
**Fig. 19 Suspect Dengue Cases
as of May 21, 2016 (N=48,583)**



**Fig. 20 Confirmed Dengue Cases
as of May 21, 2016 (n=296)**



**Fig. 21 Suspect Malaria Cases
as of May 21, 2016 (N=338)**



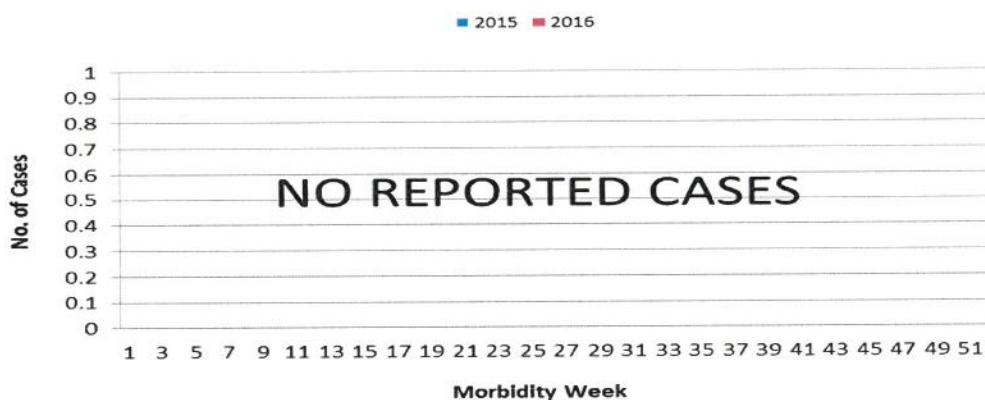


Morbidity Week 20 - January 1 – May 21, 2016

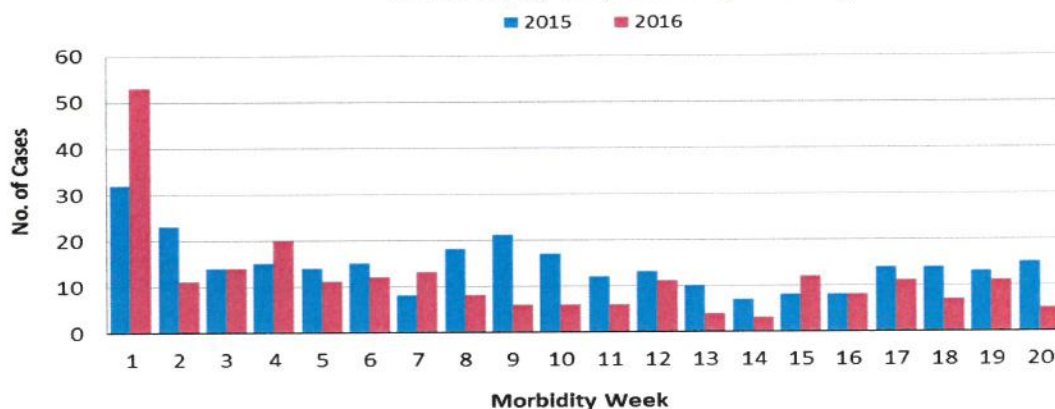
Epidemiology Bureau
Public Health Surveillance Division

WEEKLY INCIDENCE OF ZONOTIC DISEASES, 2015-2016

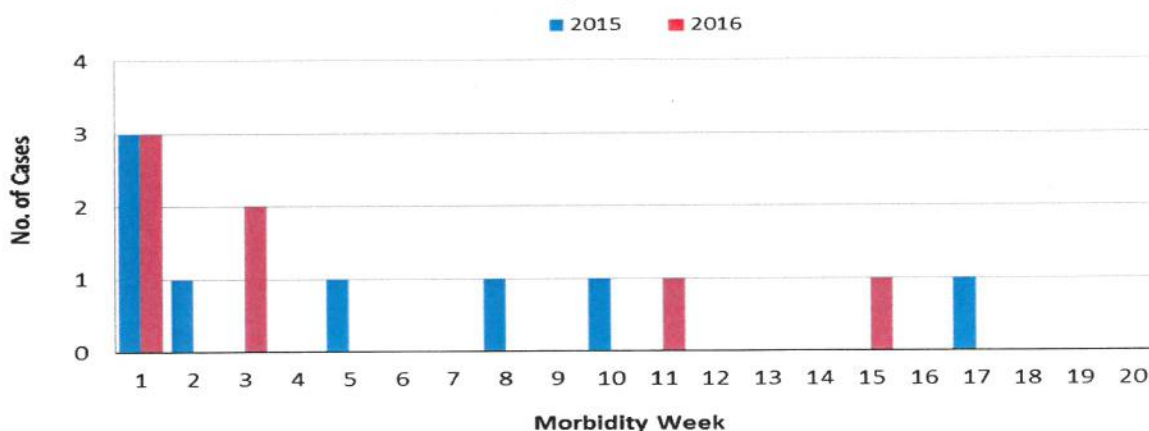
**Fig. 22 Suspect Anthrax Cases
as of May 21, 2016 (N=0)**



**Fig. 23 Suspect Leptospirosis Cases
as of May 21, 2016 (N=232)**



**Fig. 24 Confirmed Leptospirosis Cases
as of May 21, 2016 (n=7)**

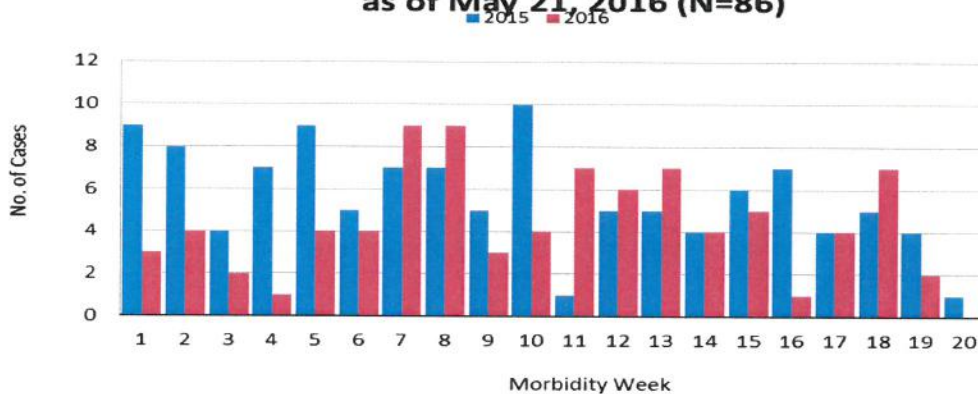




Morbidity Week 20 - January 1 – May 21, 2016

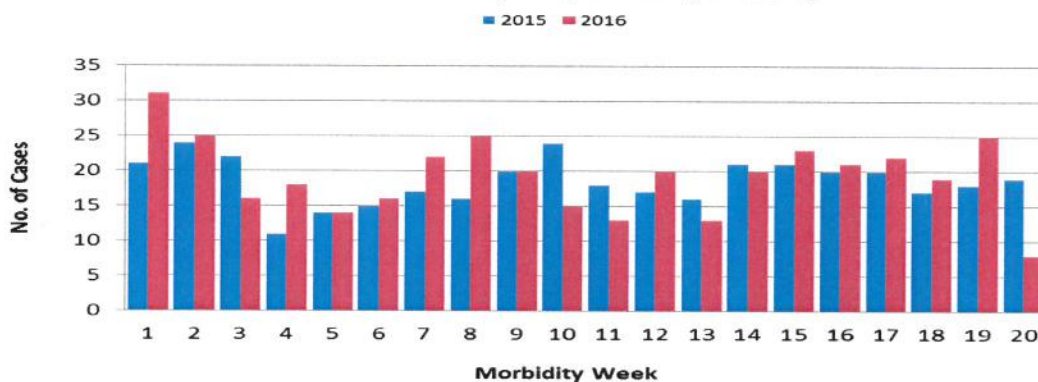
Epidemiology Bureau
Public Health Surveillance Division

**Fig. 25 Probable Rabies Cases
as of May 21, 2016 (N=86)**

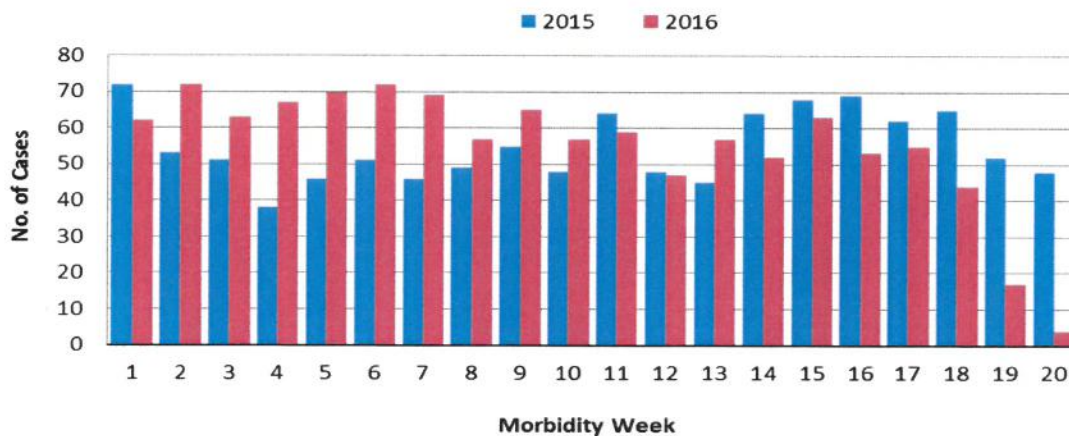


WEEKLY INCIDENCE OF OTHER DISEASES, 2015-2016

**Fig. 26 Confirmed Non-neonatal Tetanus Cases
as of May 21, 2016 (n=386)**



**Fig. 27 Confirmed Hepatitis B Cases
as of May 21, 2016 (n=1105)**

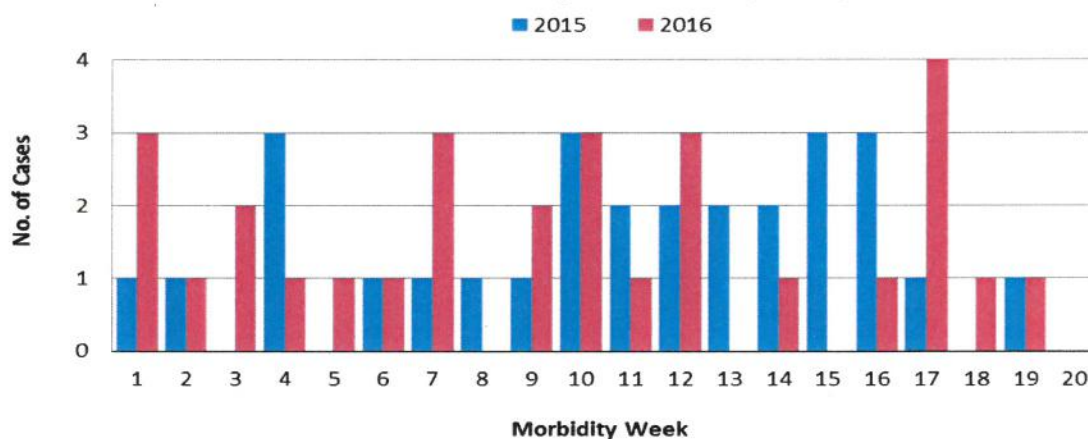




Morbidity Week 20 - January 1 – May 21, 2016

Epidemiology Bureau
Public Health Surveillance Division

**Fig. 28 Confirmed Hepatitis C Cases
as of May 21, 2016 (n=30)**



EDITORIAL BOARD

Irma L. Asuncion
Irma L. Asuncion, MD, MHA, CESO IV
Director IV

Vito G. Roque, Jr.
Vito G. Roque, Jr., RMT, MD, PHSAE
Chief, PHSID

Allan P. Ignacio
Allan P. Ignacio
Statistician II

June B. Corpuz
June B. Corpuz, RN
Nurse III

Jezza Jonah D. Crucena
Jezza Jonah D. Crucena, RN
Nurse III