



Morbidity Week 48 : January 1-December 3, 2016

Epidemiology Bureau
Public Health Surveillance Division

Trend in the Philippines

This report summarizes PIDSR Rotavirus surveillance in the Philippines. A total of **1,076** confirmed rotavirus cases were reported from January 1 to December 3, 2016. This is **20%** higher compared to the same time period last year (**896**).

Geographic Distribution

Most of the cases were from the following regions: **Region I** (24.81%), **Region VI** (22.49%), **ARMM** (15.43%), **Region XII** (11.15%) and **NCR** (7.25%)(Fig.3).

Profile of Cases

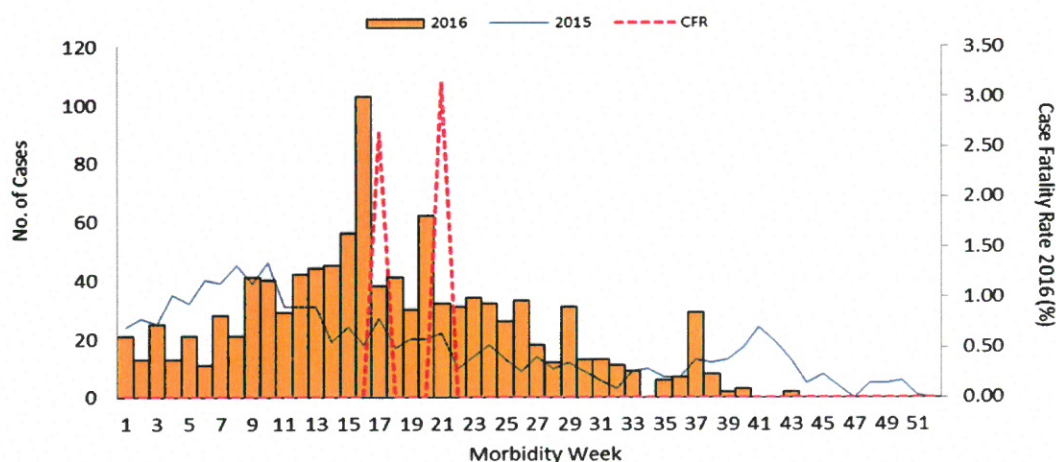
Ages of cases ranged from less than 1 month to 79 years old (median= 1 year). Majority of cases were male (57.7%). Most of the cases belonged to the 1 year old (36.90%) (Fig. 3). There were 2 reported deaths among the confirmed rotavirus cases (Table 1).

Confirmed Rotavirus Cases MW48 (1,076)

Region	Cases
I	267
II	0
III	1
IVA	2
IVB	12
V	15
VI	242
VII	0
VIII	30
IX	69
X	0
XI	0
XII	120
ARMM	166
CAR	0
CARAGA	74
NCR	78
Total	1,076

Legend - Cases
1 Dot = 1 Confirmed Case

Fig. 1 Confirmed Rotavirus Cases by Morbidity Week, Philippines, as of December 3, 2016
2015 vs 2016* (n=1,076)



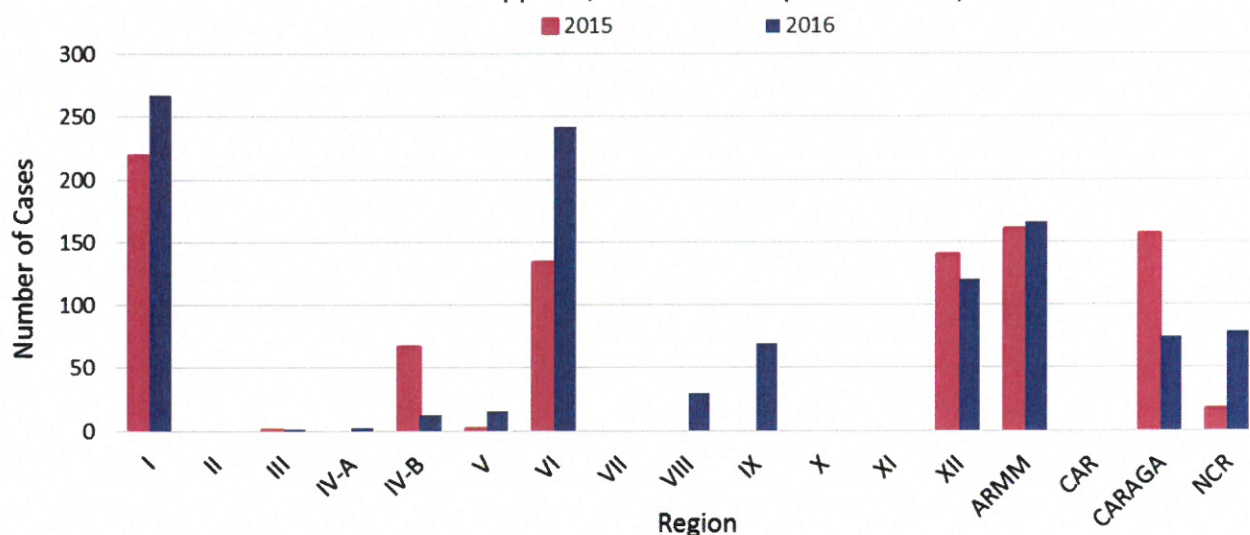
*As of morbidity week 48 (January 1 – December 3, 2016)



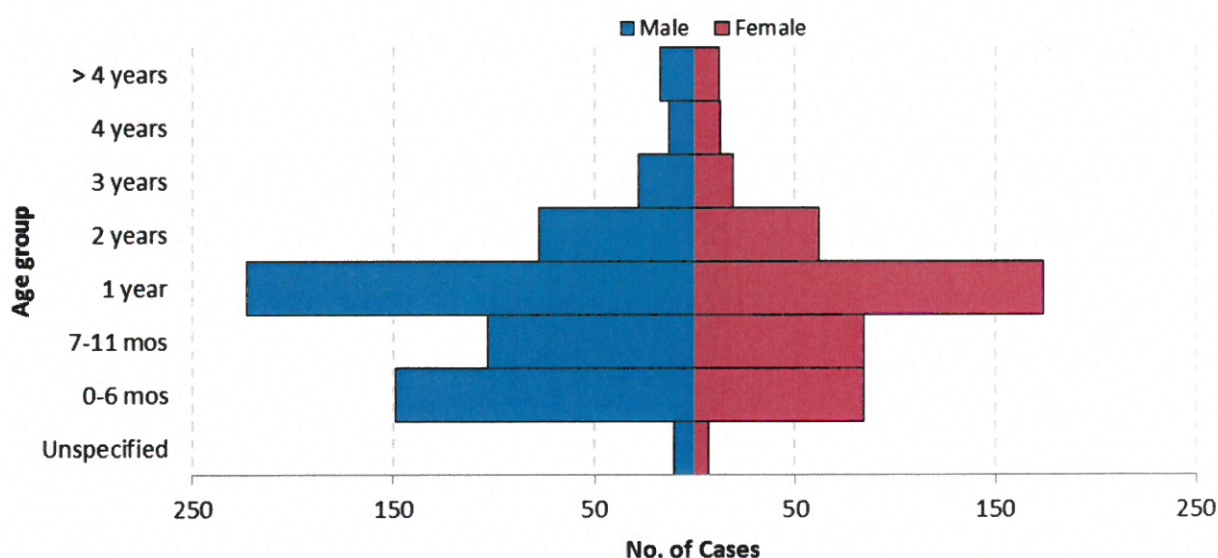
Morbidity Week 48 : January 1-December 3, 2016

Epidemiology Bureau
 Public Health Surveillance Division

**Fig. 2 Confirmed Rotavirus Cases by Region
 Philippines, 2015 vs 2016 (as of MW 48)**



**Fig. 3 Confirmed Rotavirus Cases by Agegroup and Sex
 Philippines, as of December 3, 2016 (n=1,076)**






Morbidity Week 48 : January 1-December 3, 2016

Epidemiology Bureau
Public Health Surveillance Division

**Table 1. Confirmed Rotavirus Cases & Deaths by Region
Philippines, 2016* vs 2015**


Region	Cases			Deaths			
	2016	2015	% Change	2016	CFR (%)	2015	CFR (%)
I	267	219	21.92	2	0.75	2	0.91
II	0	0	-	0	-	0	-
III	1	1	0.00	0	0.00	0	0.00
IV-A	2	0	-	0	0.00	0	-
IV-B	12	67	-82.09	0	0.00	0	0.00
V	15	2	650.00	0	0.00	0	0.00
VI	242	134	80.60	0	0.00	1	0.75
VII	0	0	-	0	-	0	-
VIII	30	0	-	0	0.00	0	-
IX	69	0	-	0	0.00	0	-
X	0	0	-	0	-	0	-
XI	0	0	-	0	-	0	-
XII	120	140	-14.29	0	0.00	0	0.00
ARMM	166	160	3.75	0	0.00	0	0.00
CAR	0	0	-	0	-	0	-
CARAGA	74	156	-52.56	0	0.00	0	0.00
NCR	78	17	358.82	0	0.00	0	0.00
Total	1076	896	20.09	2	0.19	3	0.33


EDITORIAL BOARD


IRMA L. ASUNCION, MD, MHA, CESO IV
Director IV, Epidemiology Bureau


GENESIS MAY J. SAMONTE, MD, MSc, PHSAE
OIC-Division Chief PHSD

Allan P. Ignacio
Statistician II


June B. Corpuz, RN
PIDSR Program Manager


Jezza Jonah D. Crucena, RN
VPD Program Manager