



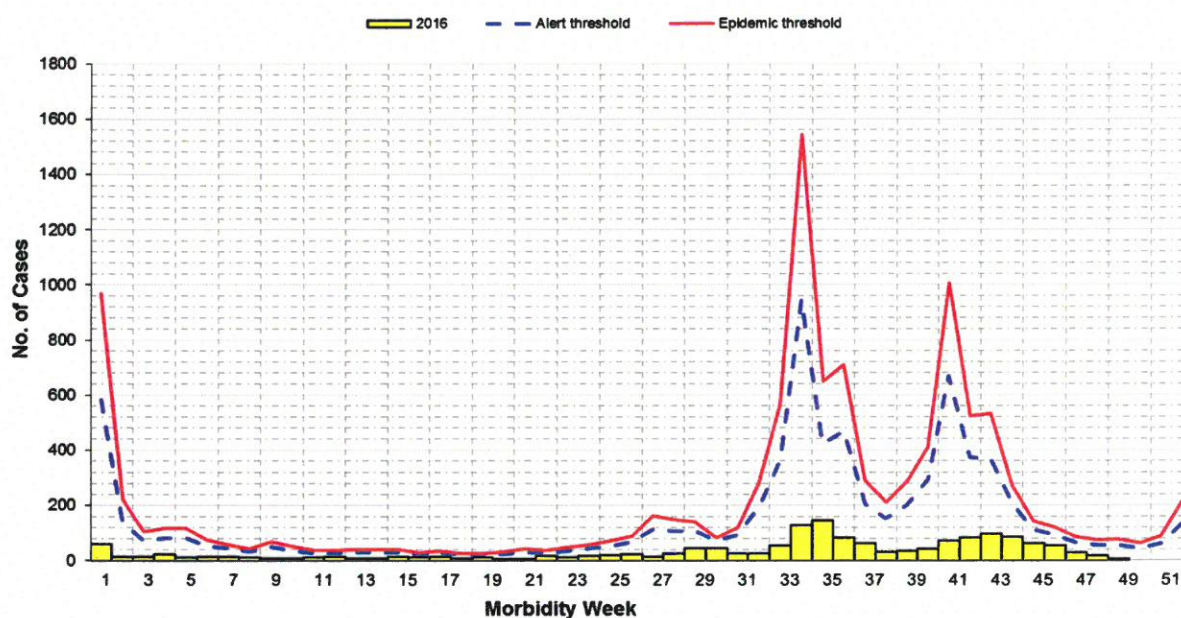
Morbidity Week 49 : January 1-December 10, 2016

Epidemiology Bureau
Public Health Surveillance Division

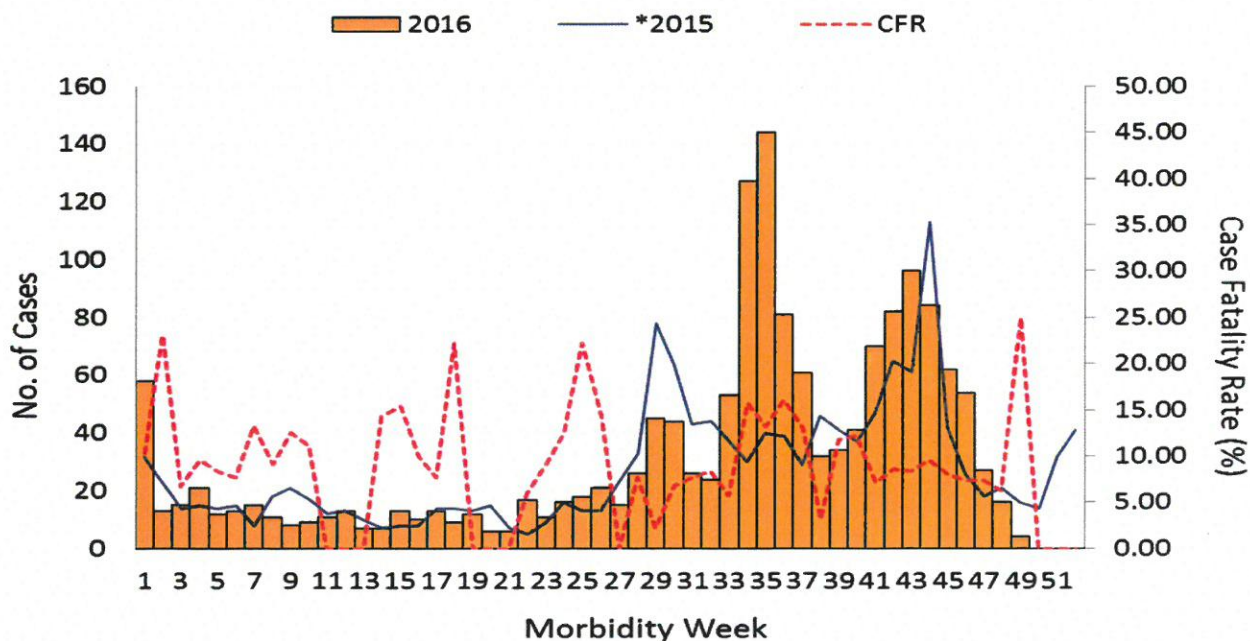
Trend in the Philippines

A total of **1,613** suspect leptospirosis cases were reported nationwide from January 1 to December 10, 2016. This is **19.7%** higher compared to the same time period last year (**1,347**).

**Fig. 1 Suspected Leptospirosis Cases by Morbidity Week
Philippines, as of December 10, 2016 (N=1,613)**



**Fig. 2 Suspect Leptospirosis Cases by Morbidity Week,
Philippines, as of December 10, 2016
*2016 vs 2015 (N=1,613)**

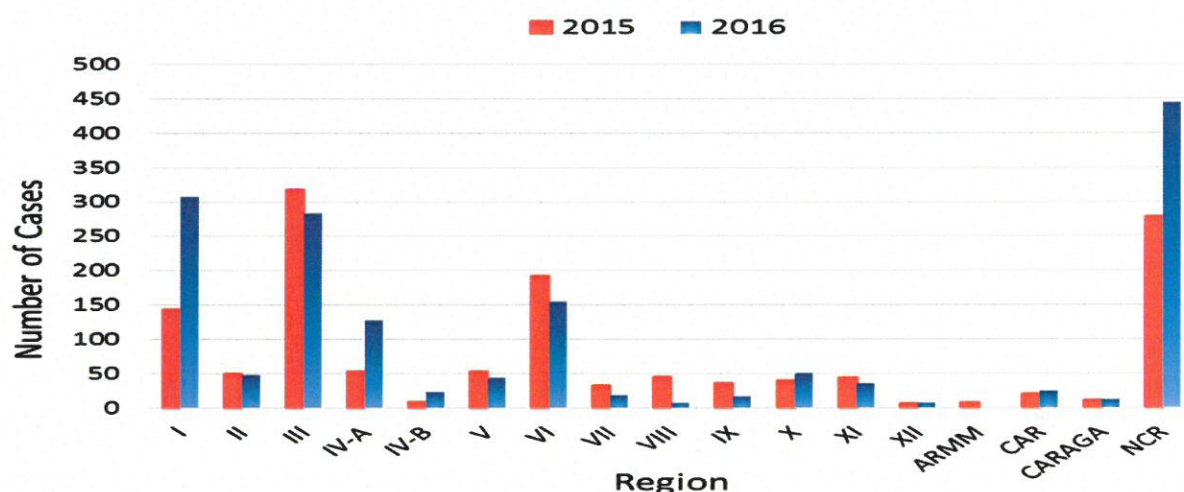




Geographic Distribution

Most of the cases were from the following regions: **NCR** (27.6%), **REGION I** (19.1%), **REGION III** (17.6%), **REGION VI** (9.6%) and **REGION IV-A** (7.9%).

**Fig. 3 Suspect Leptospirosis Cases by Region
Philippines, 2016 vs 2015**



Profile of Cases

Ages of cases ranged from less than 1 to 77 years old (median = 30 years). Majority (88.5%) of cases were male. Most (14.7%) of the cases belonged to the age group of 15-19 years old (Fig. 4). There were 161 deaths (CFR = 9.98%). The unspecified age group (Fig. 5) has the highest CFR (28.57%).

**Fig.4 Suspect Leptospirosis Cases by Agegroup and Sex
Philippines, as of December 10, 2016 (N=1,613)**

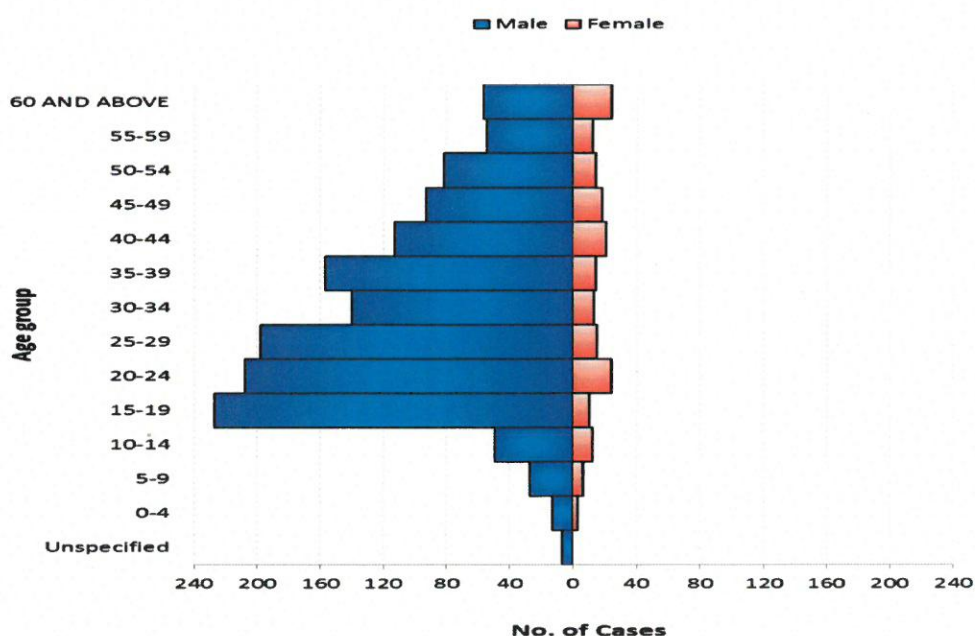
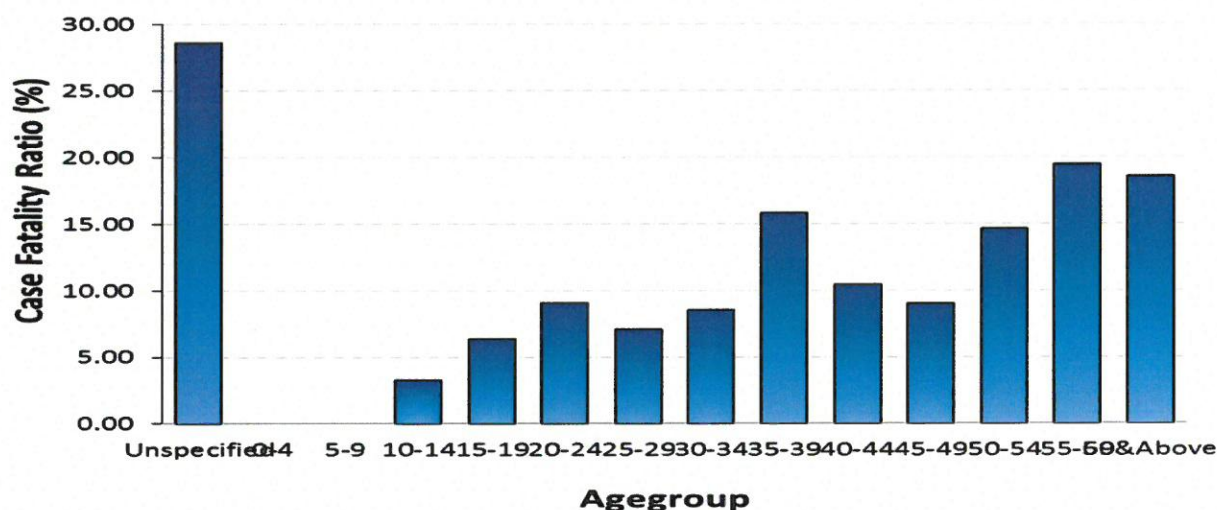




Fig. 5 Suspect Leptospirosis Case Fatality Rate (CFR) by Age Group, Philippines, as of December 10, 2016 (N=1,613)



**Table 1. Leptospirosis Cases & Deaths by Region
 Philippines, *2016 vs 2015**

Region	Cases			Deaths			
	*2016	2015	% Change	*2016	CFR (%)	2015	CFR (%)
I	308	143	115.4	45	14.61	20	13.99
II	49	50	-2.0	3	6.12	3	6.00
III	284	318	-10.7	19	6.69	14	4.40
IV-A	128	54	137.0	14	10.94	7	12.96
IV-B	23	9	155.6	0	0.00	1	11.11
V	44	54	-18.5	1	2.27	7	12.96
VI	155	193	-19.7	17	10.97	12	6.22
VII	19	33	-42.4	4	21.05	2	6.06
VIII	8	46	-82.6	0	0.00	3	6.52
IX	17	37	-54.1	1	5.88	5	13.51
X	51	40	27.5	2	3.92	5	12.50
XI	36	45	-20.0	6	16.67	3	6.67
XII	8	7	14.3	2	25.00	1	14.29
ARMM	1	8	-87.5	0	0.00	1	12.50
CAR	25	20	25.0	0	0.00	3	15.00
CARAGA	12	12	0.0	0	0.00	2	16.67
NCR	445	278	60.1	47	10.56	36	12.95
Total	1613	1347	19.7	161	9.98	125	9.28



Morbidity Week 49 : January 1-December 10, 2016

Epidemiology Bureau
Public Health Surveillance Division

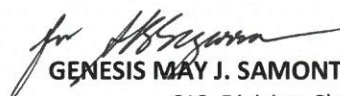
**Table 2. Weekly Leptospirosis Summary Report by Region
Philippines, as of December 10, 2016**

Region	Morbidity Week				49th Morbidity Week		Cumulative Total 1st wk to 49th wk	
	45	46	47	48	2016	2015	2016	2015
I	25	13	8	0	1	1	308	143
II	1	4	1	1	0	2	49	50
III	17	8	2	0	0	1	284	318
IV-A	1	5	2	2	2	2	128	54
IV-B	1	2	0	0	0	0	23	9
V	3	3	0	4	0	2	44	54
VI	4	5	5	0	0	0	155	193
VII	0	3	1	0	0	1	19	33
VIII	0	0	0	0	0	2	8	46
IX	1	2	0	0	0	0	17	37
X	1	0	0	1	0	2	51	40
XI	2	1	2	2	0	1	36	45
XII	0	0	0	0	0	0	8	7
ARMM	0	0	0	0	0	0	1	8
CAR	1	0	1	0	0	0	25	20
CARAGA	0	1	1	0	0	0	12	12
NCR	5	7	4	6	1	2	445	278
Total	62	54	27	16	4	16	1613	1347

EDITORIAL BOARD



IRMA L. ASUNCION, MD, MHA, CESO IV


Director IV, Epidemiology Bureau


GENESIS MAY J. SAMONTE, MD, MSc, PHSAE

OIC, Division Chief PHSD

Allan P. Ignacio
Statistician II


June Cantata B. Corpuz, RN
Nurse III


Jezza Jonah D. Crucena, RN
Nurse III