



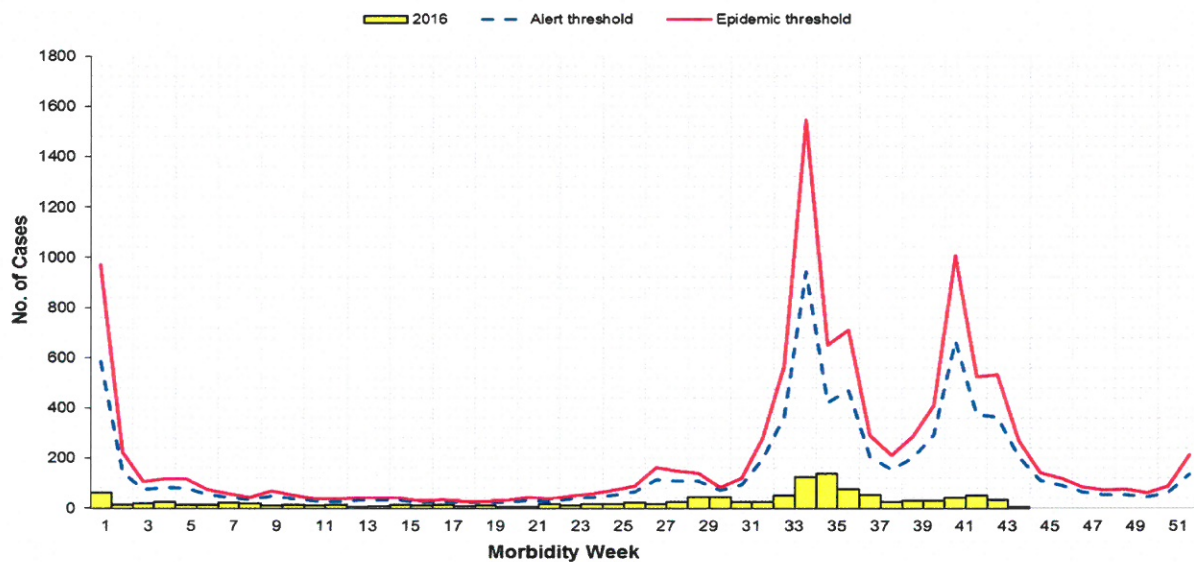
Morbidity Week 44 : January 1-November 5, 2016

Epidemiology Bureau
Public Health Surveillance Division

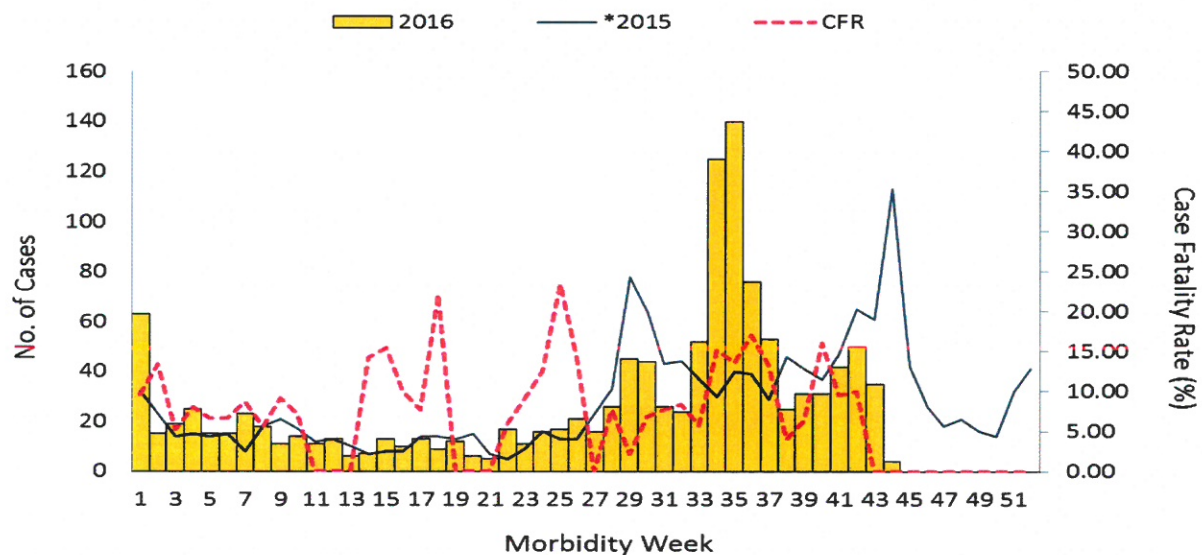
Trend in the Philippines

A total of **1,250** suspect leptospirosis cases were reported nationwide from January 1 to November 5, 2016. This is **2.1%** higher compared to the same time period last year (**1,224**).

**Fig. 1 Suspected Leptospirosis Cases by Morbidity Week
Philippines, as of November 5, 2016 (N=1,250)**



**Fig. 2 Suspect Leptospirosis Cases by Morbidity Week,
Philippines, as of November 5, 2016
*2016 vs 2015 (N=1,250)**



**NOTE: Case counts reported here do NOT represent the final number and are subject to change after inclusion of delayed reports and review of cases.*



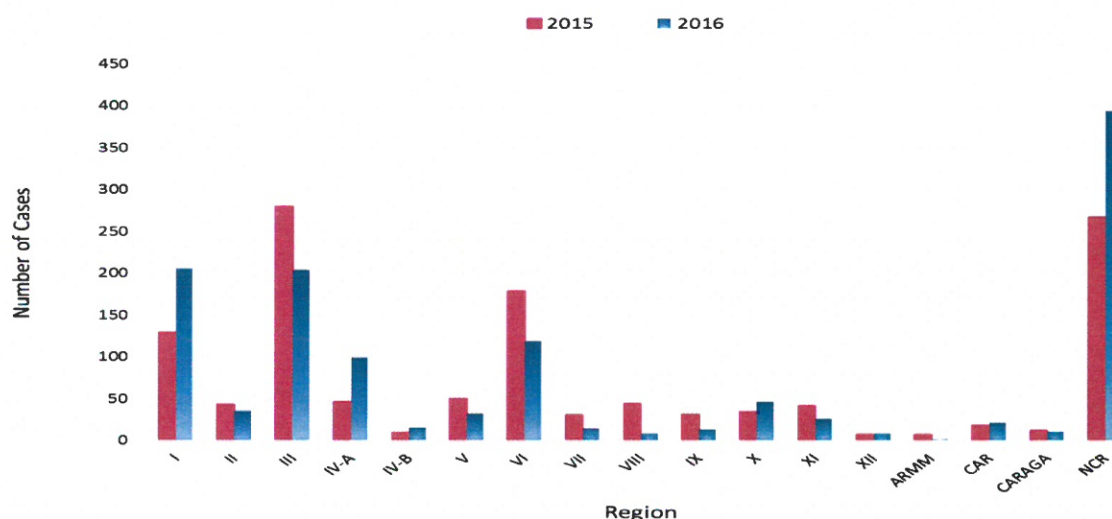
Morbidity Week 44 : January 1-November 5, 2016

Epidemiology Bureau
 Public Health Surveillance Division

Geographic Distribution

Most of the cases were from the following regions: **NCR (31.5%), REGION I (16.4%), REGION III (16.3%), REGION VI (9.5%)** and **REGION IV-A (7.9%)**.

**Fig. 3 Suspect Leptospirosis Cases by Region
 Philippines, 2016 vs 2015**



Profile of Cases

Ages of cases ranged from less than 1 to 77 years old (median = 30.5 years). Majority (88.2%) of cases were male. Most (33.44%) of the cases belonged to the age group of 25 to 39 years old (Fig. 4). There were 124 deaths (CFR = 9.92%). The 40-64 years old age group (Fig. 5) has the highest CFR (12.64%).

**Fig.4 Suspect Leptospirosis Cases by Agegroup and Sex
 Philippines, as of November 5, 2016 (N=1,250)**

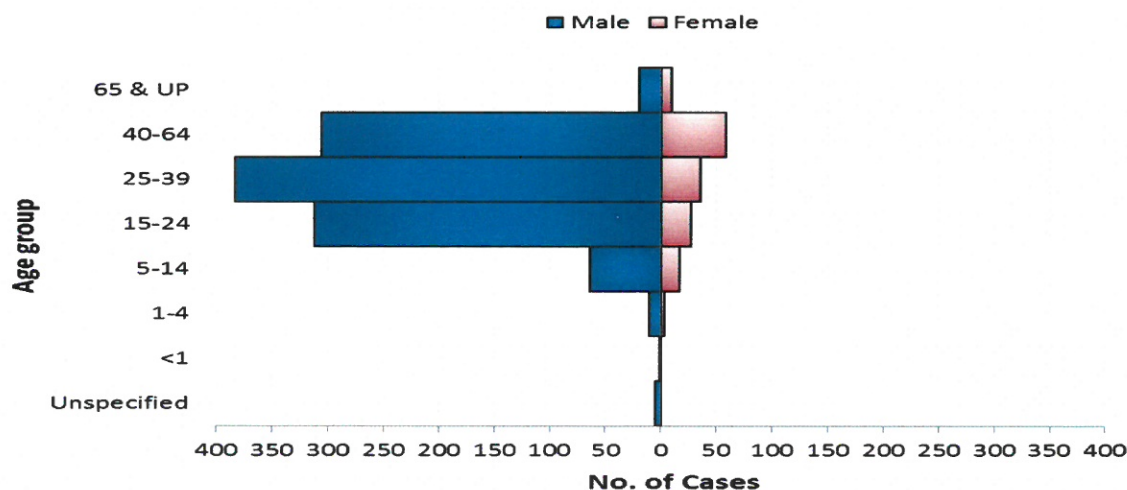




Fig. 5 Suspect Leptospirosis Case Fatality Rate (CFR) by Age Group, Philippines, as of November 5, 2016 (N=1,250)

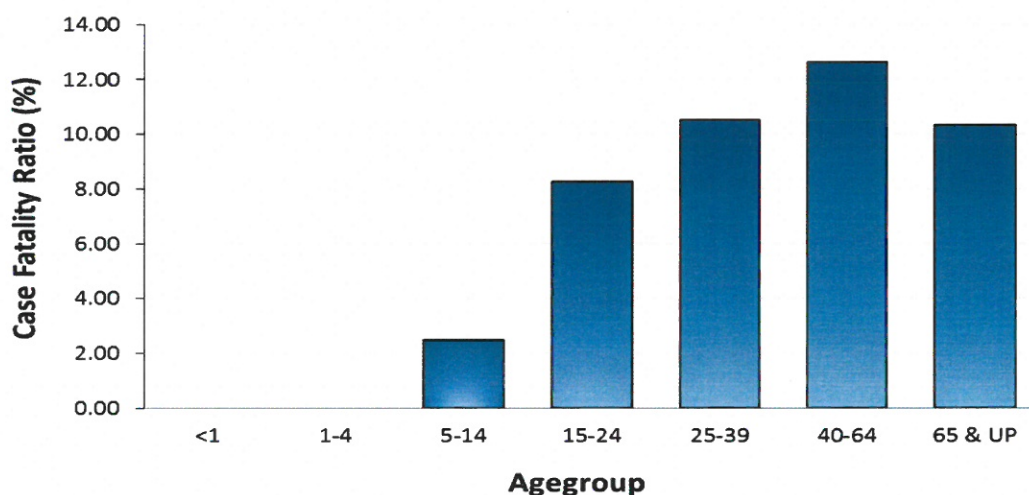


Table 1. Leptospirosis Cases & Deaths by Region Philippines, *2016 vs 2015

Table 1. Leptospirosis Cases & Deaths by Region Philippines, *2016 vs 2015

Region	Cases			Deaths			
	*2016	2015	% Change	*2016	CFR (%)	2015	CFR (%)
I	205	129	58.9	29	14.15	15	11.63
II	35	43	-18.6	1	2.86	3	6.98
III	204	279	-26.9	13	6.37	14	5.02
IV-A	99	46	115.2	13	13.13	7	15.22
IV-B	15	9	66.7	0	0.00	1	11.11
V	32	49	-34.7	1	3.13	7	14.29
VI	119	178	-33.1	14	11.76	12	6.74
VII	14	30	-53.3	4	28.57	2	6.67
VIII	8	44	-81.8	0	0.00	3	6.82
IX	13	31	-58.1	1	7.69	3	9.68
X	46	34	35.3	2	4.35	5	14.71
XI	26	41	-36.6	5	19.23	3	7.32
XII	8	7	14.3	2	25.00	1	14.29
ARMM	1	7	-85.7	0	0.00	1	14.29
CAR	21	18	16.7	0	0.00	3	16.67
CARAGA	10	12	-16.7	0	0.00	2	16.67
NCR	394	267	47.6	39	9.90	35	13.11
Total	1250	1224	2.1	124	9.92	117	9.56

*NOTE: Case counts reported here do NOT represent the final number and are subject to change after inclusion of delayed reports and review of cases.




Morbidity Week 44 : January 1-November 5, 2016

Epidemiology Bureau
Public Health Surveillance Division


**Table 2. Weekly Leptospirosis Summary Report by Region
Philippines, as of November 5, 2016**

Region	Morbidity Week				44th Morbidity Week		Cumulative Total 1st wk to 44th wk	
	40	41	42	43	2016	2015	2016	2015
I	15	7	17	10	2	13	205	129
II	0	3	0	0	0	2	35	43
III	10	12	18	9	0	77	204	279
IV-A	0	4	5	3	2	3	99	46
IV-B	0	0	0	0	0	1	15	9
V	1	1	2	1	0	0	32	49
VI	1	4	4	1	0	11	119	178
VII	0	1	1	1	0	0	14	30
VIII	0	0	1	0	0	0	8	44
IX	0	0	0	0	0	0	13	31
X	1	0	0	0	0	0	46	34
XI	1	0	0	0	0	2	26	41
XII	1	0	0	0	0	0	8	7
ARMM	0	0	0	0	0	0	1	7
CAR	1	0	0	0	0	1	21	18
CARAGA	0	0	0	0	0	0	10	12
NCR	0	10	2	10	0	3	394	267
Total	31	42	50	35	4	113	1250	1224


EDITORIAL BOARD


IRMA L. ASUNCION, MD, MHA, CESO IV
Director IV, Epidemiology Bureau


GENESIS MAY J. SAMONTE, MD, MSc, PHSAE
OIC, Division Chief PHSD


Allan P. Ignacio
Statistician II


June Cantata B. Corpuz, RN
Nurse III


Jezza Jonah D. Crucena, RN
Nurse III

*NOTE: Case counts reported here do NOT represent the final number and are subject to change after inclusion of delayed reports and review of cases.