



Hand, Foot and Mouth Disease Cases

Morbidity Week 40 : January-October 8, 2016

Epidemiology Bureau
Public Health Surveillance Division

Trend in the Philippines

This report summarizes PIDSR HFMD surveillance activities nationwide. A total of 544 suspect hand, foot and mouth disease cases were reported nationwide from January 1 to October 8, 2016. This is 81.5% lower compared to the same time period last year (2,944).

Fig. 1 Suspect Hand, Foot and Mouth Disease Cases by Morbidity Week
Philippines, 2013-2016* (N=544)

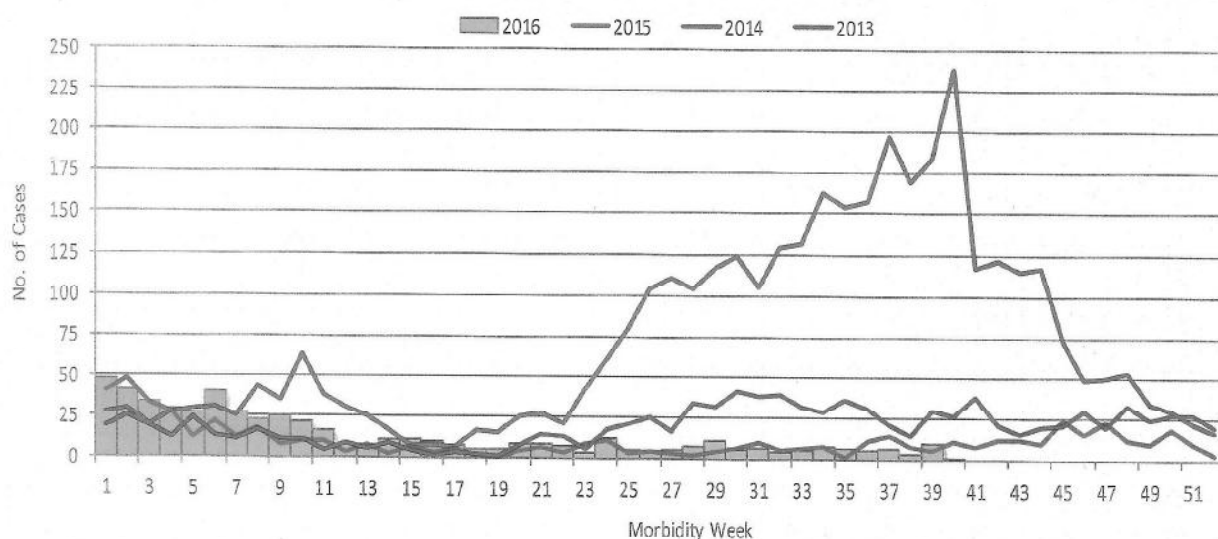
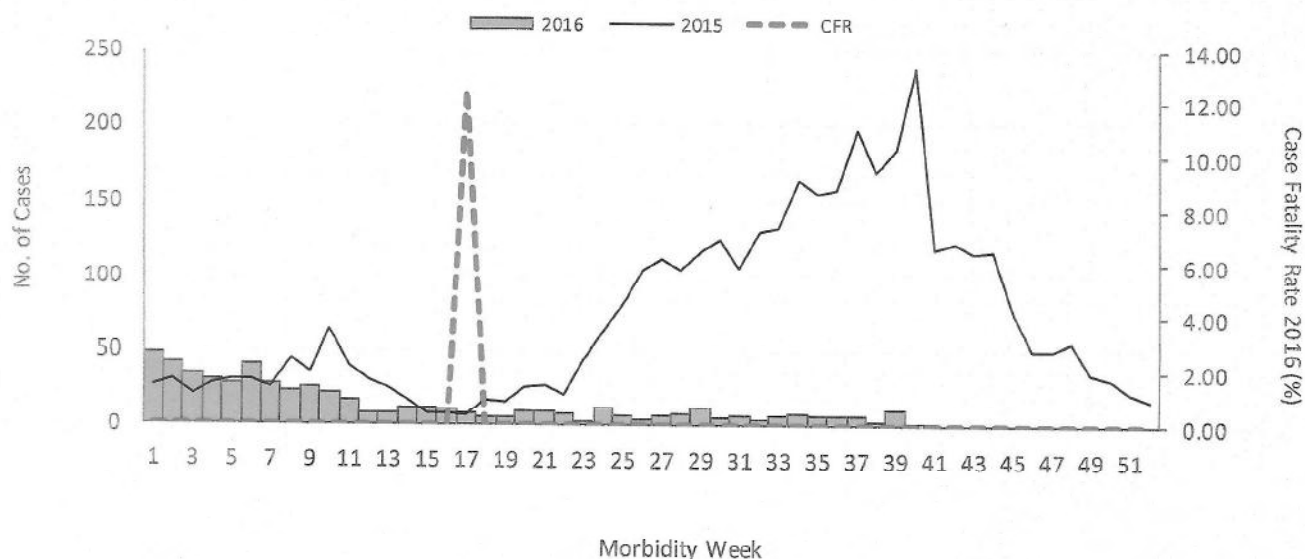


Fig. 2 Suspect Hand, Foot and Mouth Disease Cases by Morbidity Week,
Philippines, as of October 8, 2016
2016* vs 2015 (N=544)





Hand, Foot and Mouth Disease Cases

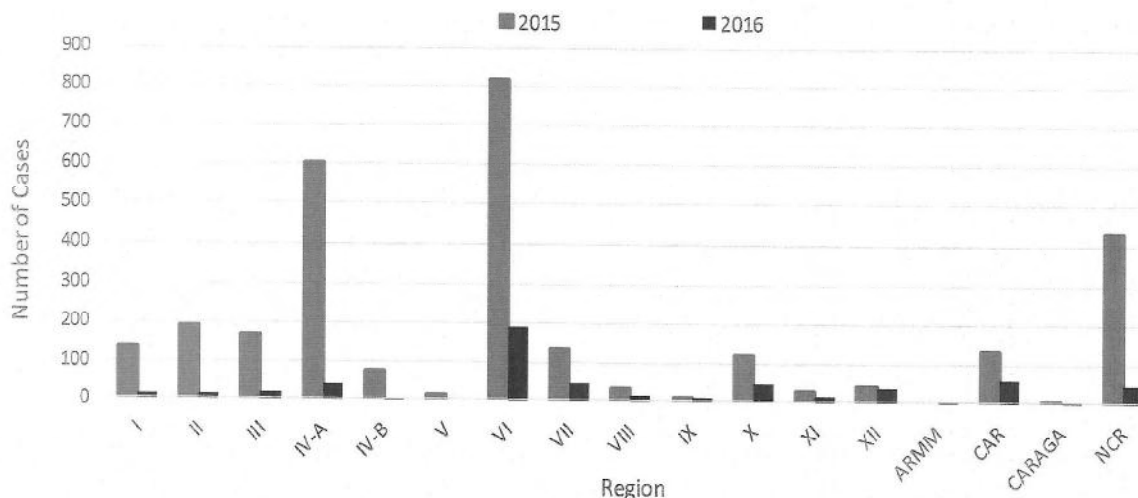
Morbidity Week 40 : January-October 8, 2016

Epidemiology Bureau
Public Health Surveillance Division

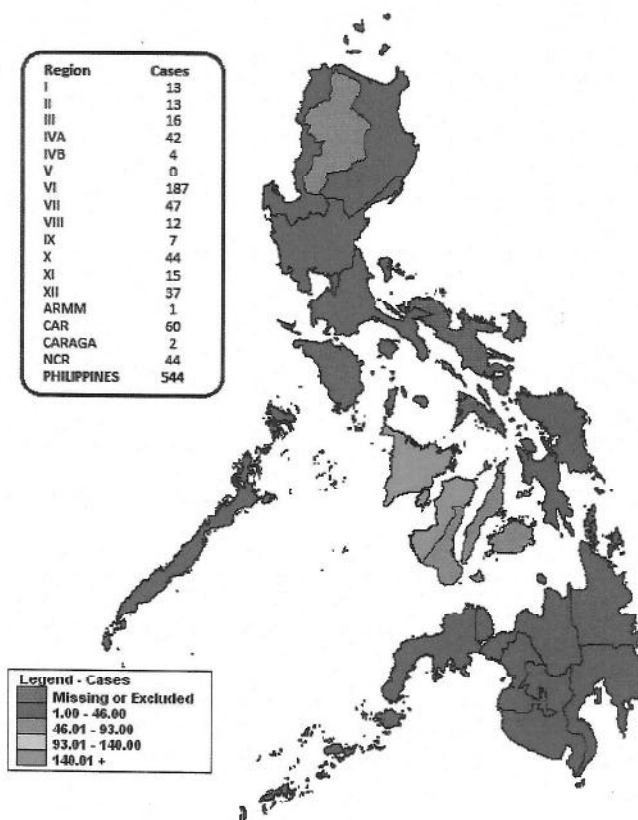
Geographic Distribution

Most of the cases were from the following regions: **Region VI** (34.4 %), **CAR** (11.1%), **Region VII** (8.6%), **NCR** and **Region X** (8.1%) (Fig.3).

Fig. 3 Suspect Hand, Foot and Mouth Disease Cases by Region
Philippines, 2016* vs 2015



Suspect Hand, Foot and Mouth Disease Cases MW40





Hand, Foot and Mouth Disease Cases

Morbidity Week 40 : January-October 8, 2016

Epidemiology Bureau
Public Health Surveillance Division

Profile of Cases

Ages of cases ranged from less than 1 month to 54 years old (median= 2 years). Majority of cases were male (62.2%). Most of the cases belonged to the 1 to 4 years age group (71.5%) (Fig. 4). There was one reported death of a suspect HFMD case from NCR (CFR=0.18%). No specimen collection was done.

Fig. 4 Suspect Hand, Foot and Mouth Disease by Agegroup and Sex
Philippines, as of October 8, 2016 (N=544)

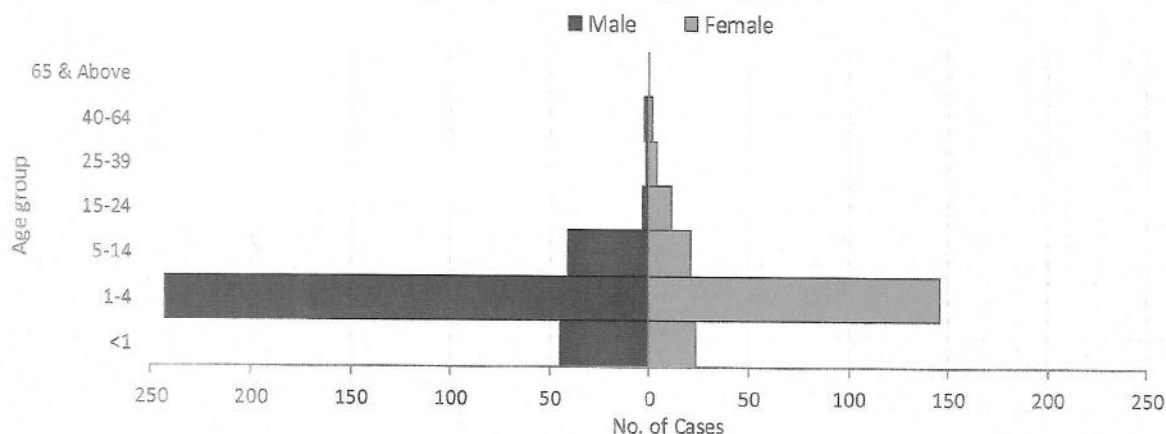
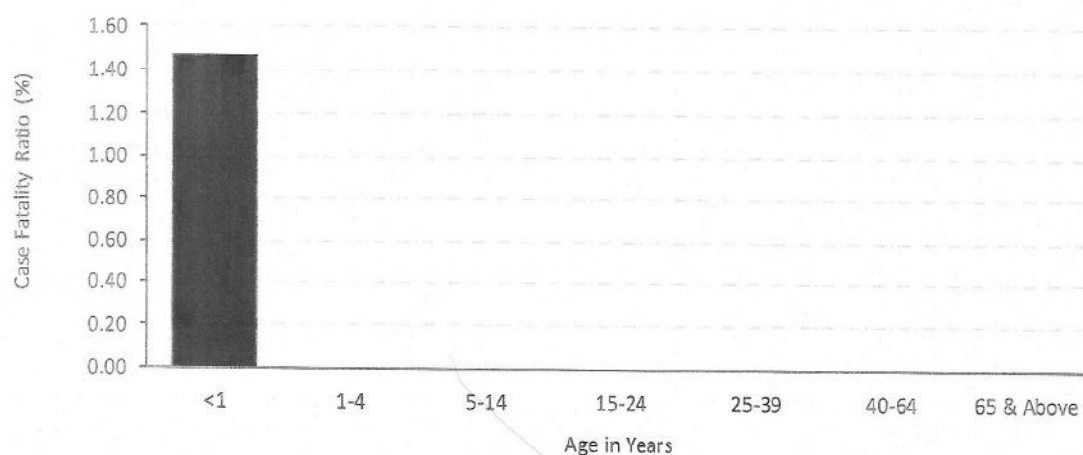


Fig. 5 Suspect Hand, Foot and Mouth Disease Case Fatality Rate (CFR) by Age Group,
Philippines, as of October 8, 2016



**NOTE: Case counts reported here do NOT represent the final number and are subject to change after inclusion of delayed reports and review of cases.*



Hand, Foot and Mouth Disease Cases

Morbidity Week 40 : January-October 8, 2016

Epidemiology Bureau
Public Health Surveillance Division

HFMD Enterovirus Genus Distribution in the Philippines

Hand, foot, and mouth disease enterovirus genus data are based on the samples collected from the suspected HFMD cases in all regions of the Philippines from January 1-October 8, 2016. Out of 544 reported cases of HFMD, 40 (7.4%) cases were tested and 504 (92.6%) cases were not. Of the tested cases, 22 (55%) cases were laboratory confirmed, and 18 (45%) cases were negative for enterovirus (Fig.6). Out of the confirmed HFMD cases, *Coxsackievirus A6*(CA6) (45.4%), *Coxsackievirus A16*(CA16) (27.3%), and *Enterovirus* (EV) (27.3%) were detected.

Fig.6 Number of Specimens Collected for HFMD
Philippines, as of October 8, 2016 (N=40)

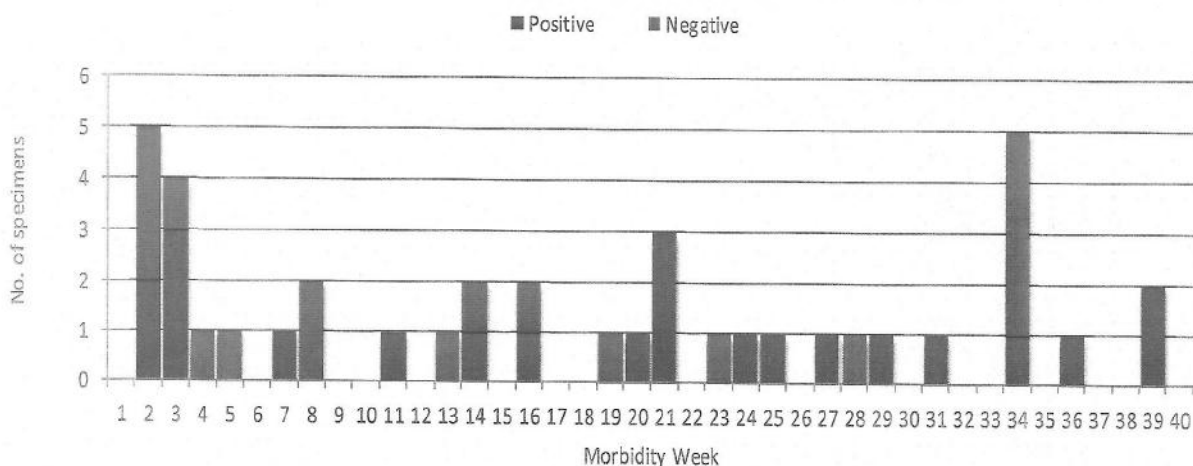
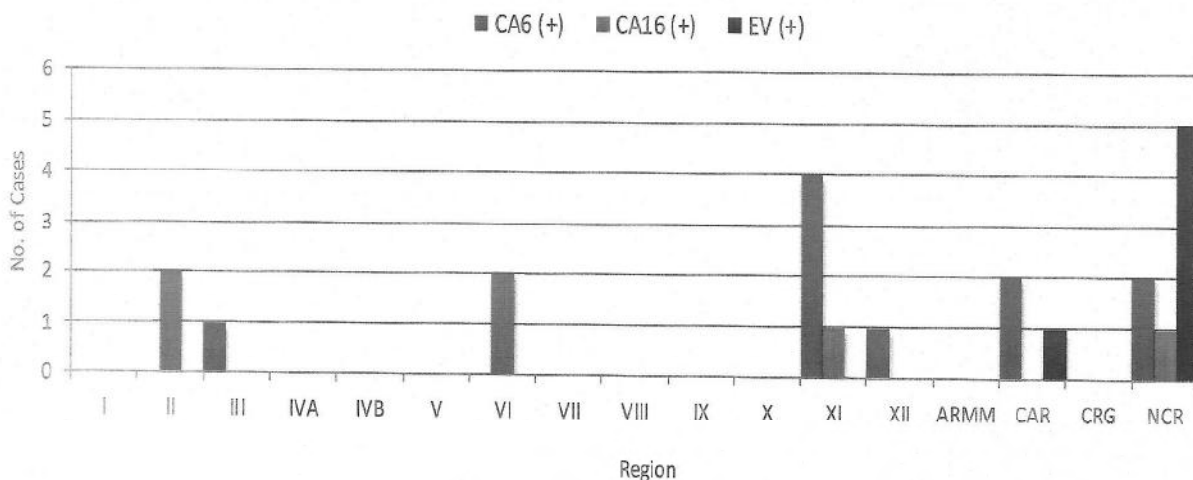


Fig. 7 Confirmed HFMD cases by Region and Enterovirus Genus
Philippines, as of October 8, 2016 (n=22)



*NOTE: Case counts reported here do NOT represent the final number and are subject to change after inclusion of delayed reports and review of cases.



Hand, Foot and Mouth Disease Cases

Morbidity Week 40 : January-October 8, 2016

Epidemiology Bureau
Public Health Surveillance Division

Table 1. Suspect Hand, Foot and Mouth Disease Cases & Deaths by Region
Philippines, 2016* vs 2015

| Region | Cases | | | Deaths | | | |
|--------|-------|------|----------|--------|---------|------|---------|
| | 2016 | 2015 | % Change | 2016 | CFR (%) | 2015 | CFR (%) |
| I | 13 | 136 | -90.44 | 0 | 0.00 | 0 | 0.00 |
| II | 13 | 191 | -93.19 | 0 | 0.00 | 0 | 0.00 |
| III | 16 | 168 | -90.48 | 0 | 0.00 | 0 | 0.00 |
| IV-A | 42 | 604 | -93.05 | 0 | 0.00 | 0 | 0.00 |
| IV-B | 4 | 78 | -94.87 | 0 | 0.00 | 0 | 0.00 |
| V | 0 | 14 | -100.00 | 0 | 0.00 | 0 | 0.00 |
| VI | 187 | 815 | -77.06 | 0 | 0.00 | 0 | 0.00 |
| VII | 47 | 137 | -65.69 | 0 | 0.00 | 0 | 0.00 |
| VIII | 12 | 31 | -61.29 | 0 | 0.00 | 0 | 0.00 |
| IX | 7 | 11 | -36.36 | 0 | 0.00 | 0 | 0.00 |
| X | 44 | 122 | -63.93 | 0 | 0.00 | 0 | 0.00 |
| XI | 15 | 26 | -42.31 | 0 | 0.00 | 0 | 0.00 |
| XII | 37 | 39 | -5.13 | 0 | 0.00 | 0 | 0.00 |
| ARMM | 1 | 0 | 0.00 | 0 | 0.00 | 0 | 0.00 |
| CAR | 60 | 133 | -54.89 | 0 | 0.00 | 0 | 0.00 |
| CARAGA | 2 | 6 | -66.67 | 0 | 0.00 | 0 | 0.00 |
| NCR | 44 | 433 | -89.84 | 1 | 2.27 | 1 | 0.23 |
| Total | 544 | 2944 | -81.52 | 1 | 0.18 | 1 | 0.03 |

Table 2. Weekly Suspect Hand, Foot and Mouth Disease Summary Report by Region
Philippines, as of October 8, 2016

| Region | Morbidity Week | | | | 40th Morbidity Week | | Cumulative Total 1st wk to 40th wk | |
|--------|----------------|----|----|----|---------------------|------|---------------------------------------|------|
| | 36 | 37 | 38 | 39 | 2016 | 2015 | 2016 | 2015 |
| I | 0 | 0 | 0 | 0 | 0 | 3 | 13 | 136 |
| II | 1 | 0 | 0 | 0 | 0 | 10 | 13 | 191 |
| III | 0 | 0 | 0 | 2 | 0 | 22 | 16 | 168 |
| IV-A | 0 | 1 | 0 | 4 | 0 | 29 | 42 | 604 |
| IV-B | 0 | 0 | 0 | 0 | 0 | 2 | 4 | 78 |
| V | 0 | 0 | 0 | 0 | 0 | 0 | 0 | 14 |
| VI | 2 | 0 | 0 | 0 | 0 | 95 | 187 | 815 |
| VII | 0 | 1 | 0 | 0 | 0 | 2 | 47 | 137 |
| VIII | 0 | 0 | 0 | 1 | 0 | 10 | 12 | 31 |
| IX | 0 | 1 | 0 | 1 | 0 | 0 | 7 | 11 |
| X | 1 | 1 | 1 | 1 | 1 | 5 | 44 | 122 |
| XI | 1 | 0 | 0 | 0 | 0 | 1 | 15 | 26 |
| XII | 0 | 2 | 0 | 0 | 0 | 3 | 37 | 39 |
| ARMM | 0 | 0 | 0 | 0 | 0 | 0 | 1 | 0 |
| CAR | 0 | 0 | 0 | 0 | 0 | 23 | 60 | 133 |
| CARAGA | 0 | 0 | 0 | 0 | 0 | 0 | 2 | 6 |
| NCR | 1 | 1 | 2 | 1 | 0 | 33 | 44 | 433 |
| Total | 6 | 7 | 3 | 10 | 1 | 238 | 544 | 2944 |




EDITORIAL BOARD


IRMA L. ASUNCION, MD, MHA, CESO IV
Director IV, Epidemiology Bureau


GENESIS MAY J. SAMONTE, MD, MSc, PHSAE
OIC-Division Chief PHSD

Allan P. Ignacio
Statistician II


June B. Corpuz, RN
PIDSR Program Manager

Jezza Jonah D. Crucena, RN
VPD Program Manager