



Introduction

Dengue fever and the more severe form, dengue hemorrhagic fever, are caused by any of the four serotypes of dengue virus (types 1, 2, 3 and 4). An infected day-biting female Aedes mosquito transmits the viral disease to humans.

In the Philippines, Aedes aegypti and Aedes albopictus are the primary and secondary mosquito vectors, respectively. The mosquito vectors breed in the small amount of water collected in such as storages such as tanks, cisterns, flower vases, plant axils and backyard litter.

The incubation period is from 3 to 14 days, commonly 4-7 days.

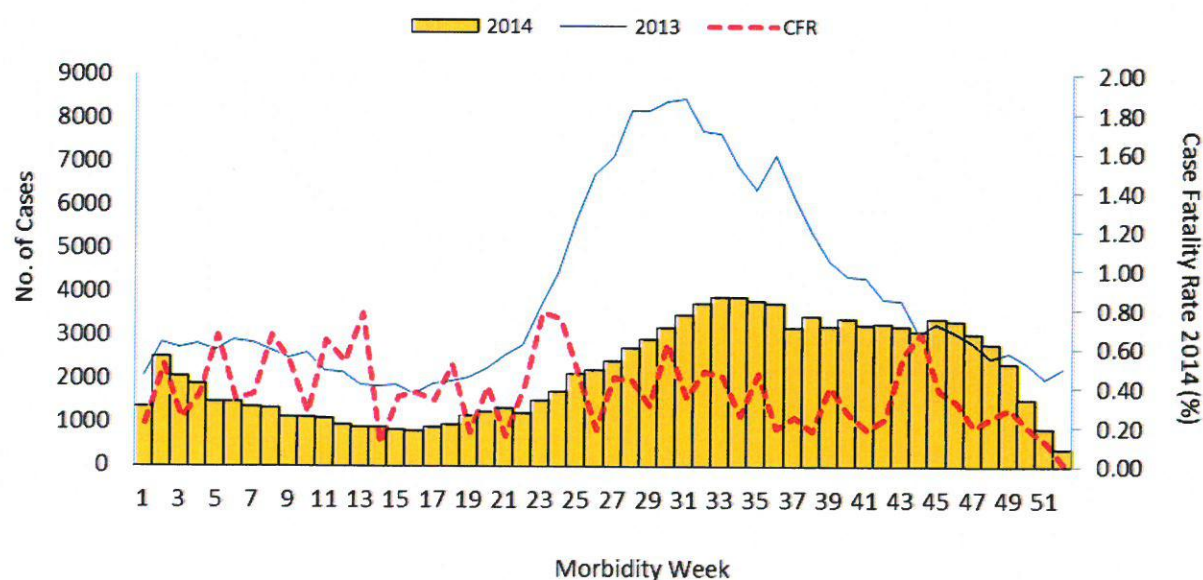
Trend in the Philippines

A total of **113,485** suspect dengue cases was reported nationwide from January 1 to December 31, 2014. This is **44.6%** lower compared to the same time period last year (**204,906**).

Geographic Distribution

Most of the cases were from the following regions: **Region IV-A** (13.2%), **Region III** (12%), **Region X** (10.4%), **Region XI** (7.3%) and **CARAGA** (7 %).

Fig. 1 Suspect Dengue Cases by Morbidity Week,
Philippines, as of December 31, 2014
2014* vs 2013 (N=113,485)



*NOTE: Case counts reported here do NOT represent the final number and are subject to change after inclusion of delayed reports and review of cases.



Morbidity Week 52 – December 21 – December 31, 2014

National Epidemiology Center
Public Health Surveillance and Informatics Division

Profile of Cases

Ages of cases ranged from less than 1 month to 96 years old (median = 13.0 years). Majority of cases were male (52.9%). Most (39%) of the cases belonged to the 5 to 14 years age group (Fig. 2). There were 425 deaths (CFR = 0.37%).

Fig. 2 Suspect Dengue Cases by Agegroup and Sex
Philippines, as of December 31, 2014 (N=113,485)

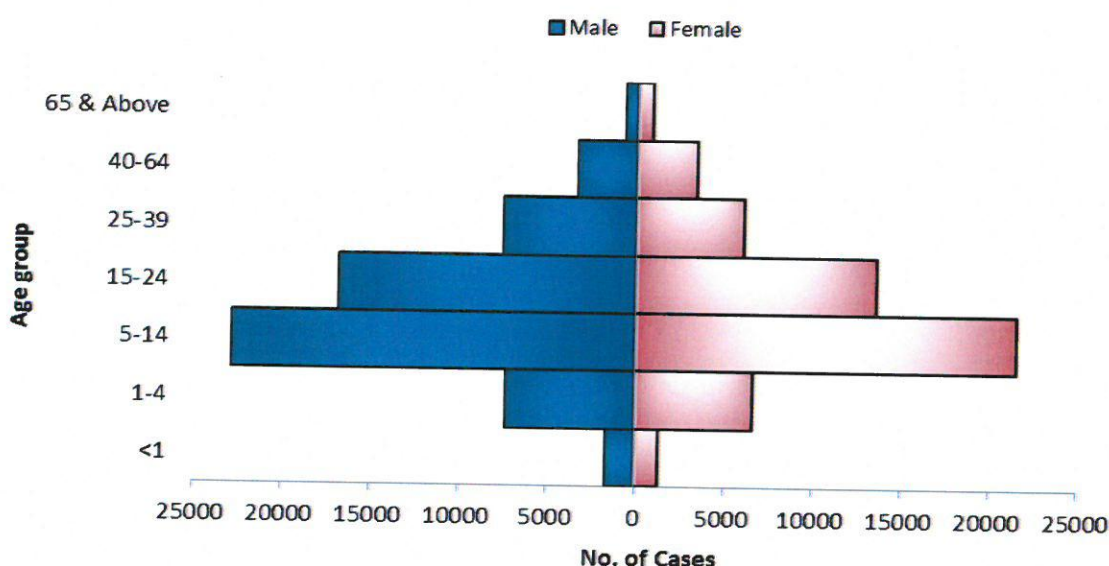
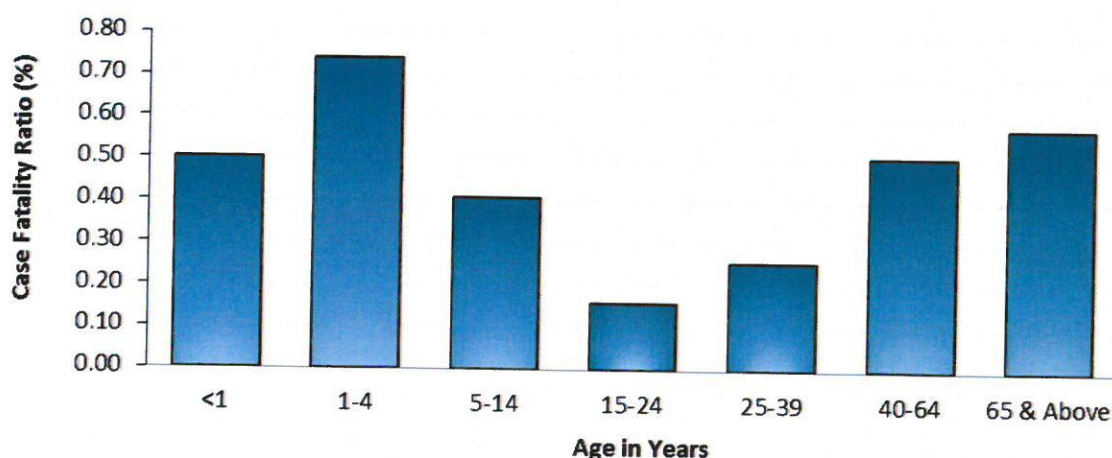


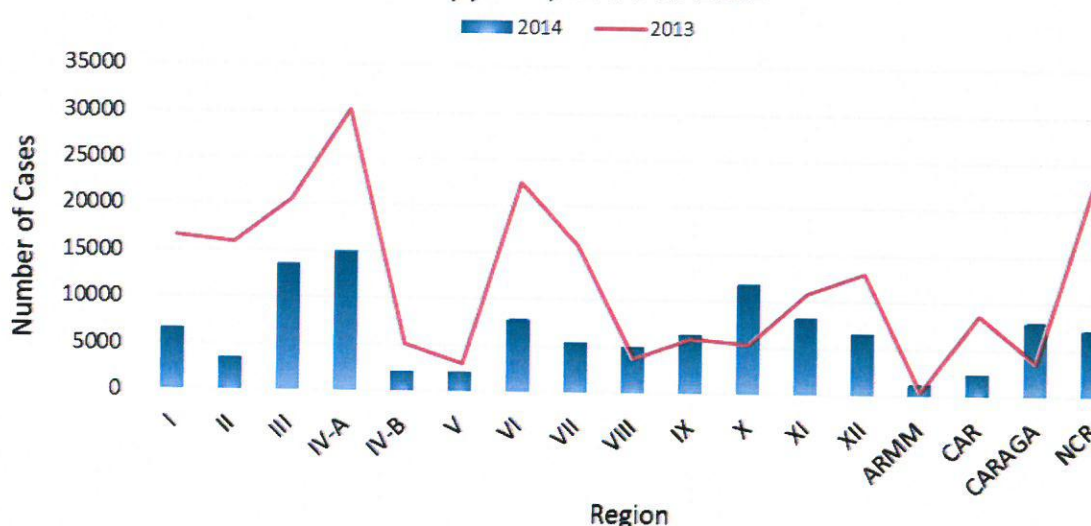
Fig. 3 Suspect Dengue Case Fatality Rate (CFR) by Age Group,
Philippines, as of December 31, 2014



*NOTE: Case counts reported here do NOT represent the final number and are subject to change after inclusion of delayed reports and review of cases.



**Fig. 4 Suspect Dengue Cases by Region
Philippines, 2014 vs 2013**



**Table 1. Dengue Cases & Deaths by Region
Philippines, 2014* vs 2013**

Region	Cases			Deaths			
	2014	2013	% Change	2014	CFR (%)	2013	CFR (%)
I	6657	16564	↓ -59.8	16	0.24	46	0.28
II	3486	15946	↓ -78.1	15	0.43	27	0.17
III	13624	20615	↓ -33.9	14	0.10	34	0.16
IV-A	15013	30219	↓ -50.3	30	0.20	64	0.21
IV-B	2094	5108	↓ -59.0	11	0.53	14	0.27
V	2093	2973	↓ -29.6	10	0.48	15	0.50
VI	7844	22461	↓ -65.1	22	0.28	69	0.31
VII	5388	15853	↓ -66.0	23	0.43	57	0.36
VIII	5060	3750	↑ 34.9	20	0.40	12	0.32
IX	6354	5959	↑ 6.6	23	0.36	42	0.70
X	11844	5361	↑ 120.9	65	0.55	49	0.91
XI	8322	10886	↓ -23.6	44	0.53	62	0.57
XII	6629	13064	↓ -49.3	36	0.54	68	0.52
ARMM	1362	399	↑ 241.4	9	0.66	3	0.75
CAR	2456	8718	↓ -71.8	6	0.24	17	0.19
CARAGA	7987	3593	↑ 122.3	41	0.51	29	0.81
NCR	7272	23437	↓ -69.0	40	0.55	52	0.22
Total	113485	204906	↓ -44.6	425	0.37	660	0.32

*NOTE: Case counts reported here do NOT represent the final number and are subject to change after inclusion of delayed reports and review of cases.



Morbidity Week 52 – December 21 – December 31, 2014


National Epidemiology Center
Public Health Surveillance and Informatics Division


Table 2. Weekly Dengue Summary Report by Region
Philippines, as of December 31, 2014


Region	Morbidity Week				52nd Morbidity Week		Cumulative Total	
	48	49	50	51	2014	2013	1st wk to 52nd wk	
I	175	126	52	14	0	82	6657	16564
II	92	71	30	9	2	76	3486	15946
III	577	489	409	205	106	432	13624	20615
IV-A	531	467	309	183	143	378	15013	30219
IV-B	49	35	11	3	0	1	2094	5108
V	58	51	23	19	1	12	2093	2973
VI	93	78	44	28	32	95	7844	22461
VII	141	113	49	23	6	153	5388	15853
VIII	12	6	3	2	0	50	5060	3750
IX	82	58	1	2	0	60	6354	5959
X	336	290	209	165	63	104	11844	5361
XI	144	105	93	75	26	172	8322	10886
XII	114	107	77	15	0	165	6629	13064
ARMM	16	11	13	10	0	3	1362	399
CAR	33	54	45	12	2	19	2456	8718
CARAGA	124	85	20	7	0	100	7987	3593
NCR	220	229	162	96	26	351	7272	23437
Total	2797	2375	1550	868	407	2253	113485	204906

EDITORIAL BOARD



Enrique A. Taya, MD, PHSAE, FPSMID, CESO III
Director IV



Vito G. Roque, Jr., MD, PHSAE
Chief, PHSID


Allan P. Ignacio
Statistician II


June B. Corpuz, RN
Nurse III

Francis Raize Nicholas L. Bautista, RN
Nurse II


Diana Marie L. Sadiasa, RN
Nurse I


Joysa D. Lorico, RN
Nurse I


Van Farran S. Ibea, RN
Nurse I