



DOH

HOSPITALS

PROFILE

Health Facility Development Bureau
Health Facilities and Infrastructure Development Team
First Edition

Note from the Publisher

The contents of this publication are based on the 2019 Annual Hospital Statistical Reports and available data as of October 30, 2020, as validated by the DOH hospitals through the Health Facility Development Units, except when updated before the actual printing date.



DOH

HOSPITALS

PROFILE

Health Facility Development Bureau
Health Facilities and Infrastructure Development Team
First Edition

Produced by:

Department of Health - Health Facility Development Bureau

Production Team

Research and Performance Management Division

Editorial and Data Integrity Team

Roderick M. Napulan- Team Leader

Dianne Melody A. De Roxas- Assistant Team Leader

Ramon Rafael D. Tonato- Member

Andy Geo A. Reyes - Member

Cover Design and Layout

Camille Anne C. Ople

Glenn A. Cruz

Advisers

Usec. Lilibeth C. David, MD, MPH, MPM, CESO I

Director Ma. Theresa G. Vera, MD, MSc, MHA, CESO III

Executive Summary

The Department of Health directly supervises and controls the management and operations of 66 hospitals. All administrative regions in the country have DOH hospitals, 38 of which are located in Luzon, 12 in Visayas, and 16 in Mindanao. Majority of these facilities are Level 3 Hospitals (56%).

In 2020, the total licensed beds of these hospitals amount to 22,773 while implementing beds amount to 27,019. In 2019, the DOH hospitals recorded a total of 1,115,064 inpatient days, 3,100,503 emergency room visits and 8,408,166 outpatient visits. Daily, the DOH Hospitals admits 30,309 patients and discharges a tenth of its total daily inpatients. The overall bed occupancy rate of all hospitals is beyond the total licensed beds at 131%. Three out of four hospitals have bed occupancy rate beyond its licensed authorized bed capacity.

In addition, there are four specialty hospitals attached to the DOH operating as Government-Owned and -Controlled Corporations (GOCC) namely, National Kidney and Transplant Institute, Philippine Heart Center, Philippine Children's Medical Center and Lung Center of the Philippines. Moreover, there are two extension hospitals, one hospital is currently operating as a Program Management Office (Philippine Cancer Center), and four hospitals that are transitioning operations from their respective local governments to the DOH.

All of these DOH hospitals are complementing other government and private health facilities in delivering affordable and accessible quality health services for the achievement of Universal Health Care.

Table of contents

Section 1:	Operational Definition of terms	1-8
Section 2:	Summary tables, charts, and graphs of DOH hospital statistics	9-20
Section 3:	DOH hospital profiles and maps	21-237
	National Capital Region	22-57
	Region I	58-67
	Cordillera Administrative Region	68-79
	Region II	80-91
	Region III	92-105
	Region IV-A	106-111
	Region IV-B	112-119
	Region V	120-129
	Region VI	130-141
	Region VII	142-157
	Region VIII	158-165
	Region IX	166-183
	Region X	184-193
	Region XI	194-201
	Region XII	202-209
	Region XIII	210-217
	GOCC Hospitals	218-227
	Renationalized, Extension, and Newly-created Hospitals	229-236
	List of DOH hospitals	237

Section 1

Operational Definition of Terms

Classification of Hospital (According to scope of Services)¹:

General: a hospital that provides services for all kinds of illnesses, diseases, injuries or deformities. A general hospital shall provide medical and surgical care to the sick and uninjured, maternity, newborn and child care. It shall be equipped with the service capabilities needed to support board certified/eligible medical specialists and other licensed physicians rendering services in, but not limited to, the following:

- a. Clinical Services (Family Medicine, Pediatrics, Internal Medicine, Obstetrics and Gynecology, Surgery)
- b. Emergency Services
- c. Outpatient Services
- d. Ancillary and Support Services such as, clinical laboratory, imaging facility and pharmacy

Specialty: a hospital that specializes in a particular disease or condition or in one type of patient. A specialized hospital may be devoted to treatment of any of the following:

- a. Treatment of a particular type of illness or for a particular condition requiring a range of treatment.
- b. Treatment of patients suffering from diseases of a particular organ or group of organs

Level of Hospital: Defined as the service capabilities of hospitals reflected in the 2020 license to operate. These service capabilities can be classified into the following categories.²

Hospital Services	Level 1	Level 2	Level 3
Clinical Services for Inpatients	Consulting specialists in, but not be limited to Medicine, Pediatrics, Ob-Gyne, Surgery Emergency and Outpatient Services Isolation Facilities Surgical/ Maternity Facilities	All of Level 1 plus, the following: Departmentalized Clinical Services Respiratory Unit General ICU High Risk Pregnancy Unit NICU Dental Clinic	All of Level 1 and Level 2 plus, the following: Teaching/training with at least any two (2) accredited residency program for physicians in any medical/surgical specialty and/or subspecialty Physical Medicine and Rehabilitation Unit Ambulatory Surgical Clinic Dialysis Clinic
Ancillary Services	Secondary Clinical Laboratory Blood Station 1st Level X-ray Pharmacy	Tertiary Clinical Laboratory Blood Station 2nd Level X-ray	Tertiary Clinical Lab with Histopathology Blood Bank 3rd Level X-ray

Authorized Bed Capacity (ABC) by license to operate (LTO):

Approved number of beds issued by the Health Facilities and Services Regulatory Bureau (HFSRB)/Regional Office - Regulation Licensing and Enforcement Division (RO-RLED), which are the licensing offices of the Department of Health. This is based on the Licensed to Operate (LTO) 2020 submitted by the hospitals.

Authorized Bed Capacity (ABC) by law:

Mandated number of beds prescribed by laws.

Implementing Bed Capacity (IBC):

Number of beds implemented by hospital, based on hospital management decision as reflected in the 2019 Annual Hospital Statistical Report. This is not the basis for computing Bed Occupancy Rate.

Bed Occupancy Rate (BOR):

The percentage of inpatient beds occupied over a given period of time as reflected in the 2019 Annual Hospital Statistical Report. It is a measure of the intensity of hospital resources utilized by inpatients.

$$\text{BOR} = \frac{\text{Total inpatient bed days}}{(\text{licensed ABC}) \cdot 365 \text{ days}} \cdot 100\%$$

Inpatient Service day (Daily Inpatients Served):

Unit of measure denoting the services received by one in-patient over a 24-hour period. This also refers to the average number of inpatients admitted in the hospital.

$$= \frac{(\text{Inpatients remaining at midnight}) + (\text{Total admissions}) - (\text{Total discharges and deaths})}{(\text{admissions and discharges in the same day})}$$

Inpatient Bed days (annual inpatient service days):

Computed as the sum of the inpatient service days as reflected in the 2019 Annual Hospital Statistical Report.

$$= \sum_{i=1}^{365} \text{Inpatient Service Day}_i$$

Average Daily Discharges:

This refers to the average number of inpatients discharged in the hospital over a given period as reflected in the 2019 Annual Hospital Statistical Report.

$$= \frac{\text{Total annual inpatient discharges in 2019}}{365 \text{ days}}$$

Outpatient Department (OPD) Visits:

Total number of outpatient visits as reflected in the 2019 Annual Hospital Statistical Report, computed as the sum of daily patients catered in the OPD over a given period, regardless if the patient is new or for follow-up visits.

Emergency Room (ER) Visits:

Total number of patients consulted the ER as reflected in the 2019 Annual Hospital Statistical Report, computed as the sum of daily ER patient census over a given period.

Hospital Scorecard Rating:

Hospital Scorecard refers to the tool integrated as the core indicators of the hospital OPCR and used to track and measure the performance of DOH hospitals towards efficient, effective and timely provision of quality healthcare service. It is rated using the following scale below:

Numerical Rating	Adjectival Rating	Description
5	Outstanding (O)	Performance exceeded the targets set by 30% and above of the planned targets
4-4.99	Very Satisfactory (VS)	Performance exceeded the targets set by 15% to 29% of the planned targets
3-3.99	Satisfactory (S)	Performance met 10% to 114% of the planned targets
2-2.99	Unsatisfactory (US)	Performance of 51% to 99% of the planned targets
0-1	Poor (P)	Performance failing to meet the planned targets by 50% or below

Section 2

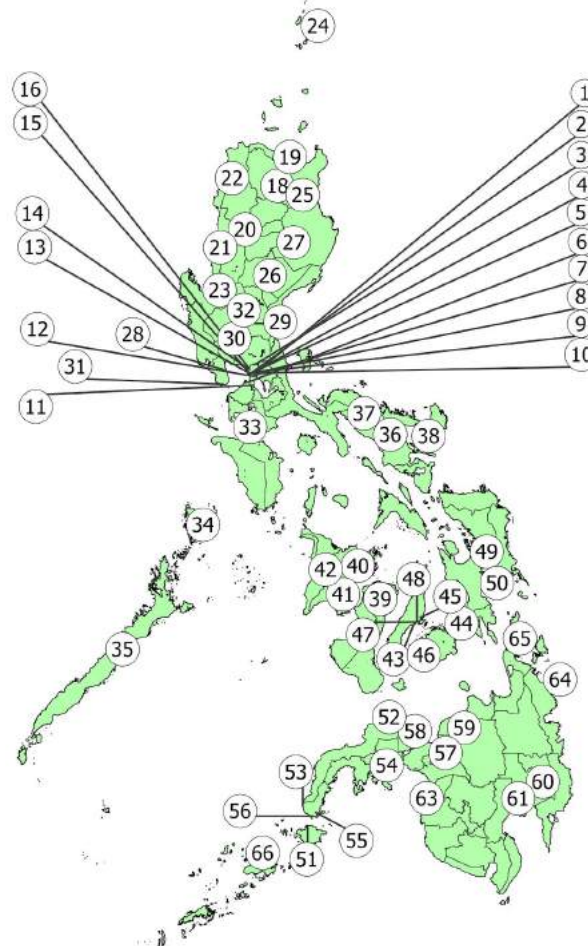
Summary of DOH hospital statistics

(excluding GOCCs, extension, newly-created and renationalized hospitals)

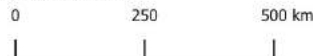
Distribution of DOH hospitals

(excluding GOCCs, extension, newly created and renationalized hospitals)

- 1) AMANG RODRIGUEZ MEMORIAL MEDICAL CENTER
- 2) DR. JOSE FABELLA MEMORIAL HOSPITAL
- 3) DR. JOSE N. RODRIGUEZ MEMORIAL HOSPITAL
- 4) EAST AVENUE MEDICAL CENTER
- 5) JOSE R. REYES MEMORIAL MEDICAL CENTER
- 6) LAS PIÑAS GENERAL HOSPITAL & SATELLITE TRAUMA CENTER
- 7) NATIONAL CENTER FOR MENTAL HEALTH
- 8) NATIONAL CHILDREN'S HOSPITAL
- 9) PHILIPPINE ORTHOPEDIC CENTER
- 10) QUIRINO MEMORIAL MEDICAL CENTER
- 11) RESEARCH INSTITUTE FOR TROPICAL MEDICINE
- 12) RIZAL MEDICAL CENTER
- 13) SAN LAZARO HOSPITAL
- 14) SAN LORENZO RUIZ GENERAL HOSPITAL
- 15) TONDO MEDICAL CENTER
- 16) VALENZUELA MEDICAL CENTER
- 17) BAGUIO GENERAL HOSPITAL AND MEDICAL CENTER
- 18) CONNER DISTRICT HOSPITAL
- 19) FAR NORTH LUZON GENERAL HOSPITAL AND TRAINING CENTER
- 20) LUIS HORA MEMORIAL REGIONAL HOSPITAL
- 21) ILOCOS TRAINING AND REGIONAL MEDICAL CENTER
- 22) MARIANO MARCOS MEMORIAL HOSPITAL AND MEDICAL CENTER
- 23) REGION I MEDICAL CENTER
- 24) BATANES GENERAL HOSPITAL
- 25) CAGAYAN VALLEY MEDICAL CENTER
- 26) REGION II TRAUMA AND MEDICAL CENTER
- 27) SOUTHERN ISABELA MEDICAL CENTER
- 28) BATAAN GENERAL HOSPITAL AND MEDICAL CENTER
- 29) DR. PAULINO J. GARCIA MEMORIAL RESEARCH & MEDICAL CENTER
- 30) JOSE B. LINGAD MEMORIAL GENERAL HOSPITAL
- 31) MARIVELES MENTAL WELLNESS AND GENERAL HOSPITAL
- 32) TALAVERA GENERAL HOSPITAL
- 33) BATANGAS MEDICAL CENTER
- 34) CULION SANITARIUM AND GENERAL HOSPITAL
- 35) OSPITAL NG PALAWAN
- 36) BICOL MEDICAL CENTER
- 37) BICOL REGION GENERAL HOSPITAL AND GERIATRIC MEDICAL CENTER



- 38) BICOL REGIONAL TRAINING AND TEACHING HOSPITAL
- 39) CORAZON LOCSIN MONTELIBANO MEMORIAL REGIONAL HOSPITAL
- 40) DON JOSE S. MONFORT MEDICAL CENTER EXTENSION HOSPITAL
- 41) WESTERN VISAYAS MEDICAL CENTER
- 42) WESTERN VISAYAS SANITARIUM
- 43) CEBU SOUTH MEDICAL CENTER
- 44) DON EMILIO DEL VALLE MEMORIAL HOSPITAL
- 45) EVERSLEY CHILDS SANITARIUM AND GENERAL HOSPITAL
- 46) GOVERNOR CELESTINO GALLARES MEMORIAL HOSPITAL
- 47) SAINT ANTHONY MOTHER AND CHILD HOSPITAL
- 48) VICENTE SOTTO MEMORIAL MEDICAL CENTER
- 49) EASTERN VISAYAS REGIONAL MEDICAL CENTER
- 50) SCHISTOSOMIASIS RESEARCH AND CONTROL HOSPITAL
- 51) BASILAN GENERAL HOSPITAL
- 52) DR. JOSE RIZAL MEMORIAL HOSPITAL
- 53) LABUAN GENERAL HOSPITAL
- 54) MARGOSATUBIG REGIONAL HOSPITAL
- 55) MINDANAO CENTRAL SANITARIUM
- 56) ZAMBOANGA CITY MEDICAL CENTER
- 57) AMAI PAKPAK MEDICAL CENTER
- 58) MAYOR HILARION A. RAMIRO SR. MEDICAL CENTER
- 59) NORTHERN MINDANAO MEDICAL CENTER
- 60) DAVAO REGIONAL MEDICAL CENTER
- 61) SOUTHERN PHILIPPINES MEDICAL CENTER
- 62) COTABATO REGIONAL AND MEDICAL CENTER
- 63) COTABATO SANITARIUM
- 64) ADELA SERRA TY MEMORIAL MEDICAL CENTER
- 65) CARAGA REGIONAL HOSPITAL
- 66) SULU SANITARIUM



National Profile of DOH hospitals

Service capability and capacity

● Level 3 ● Level 2 ● Level 1 ● Custodial Psychiatric Care



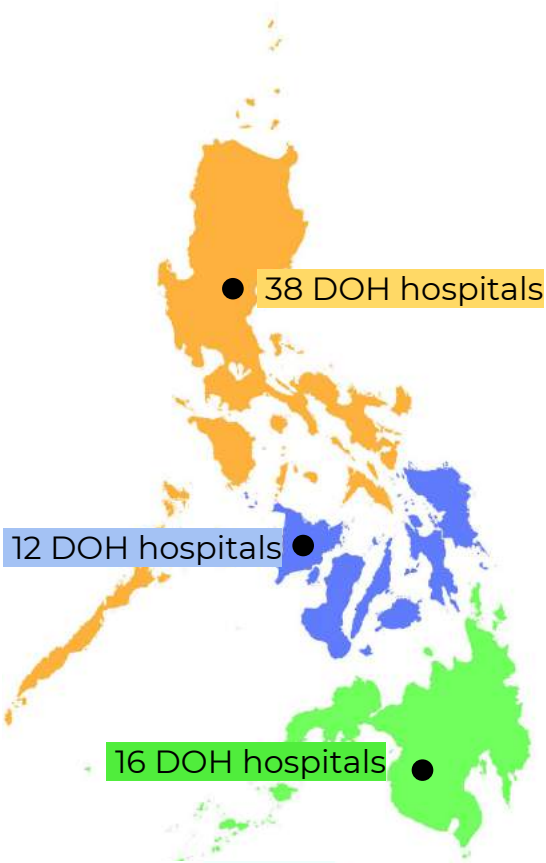
22,773 (2020)

Total Authorized Bed Capacity (by LTO)



27,019 (2019)

Total Implementing Bed Capacity



66

Number of DOH Hospitals

National Profile of DOH hospitals

Utilization



10,915,480 (2019)

Total Inpatient Bed Days



30,309 (2019)

Total Daily Inpatients Served



8,408,166 (2019)

Total Outpatient Visits



3,100,503 (2019)

Total Emergency Room (ER) Visits



1,115,064 (2019)

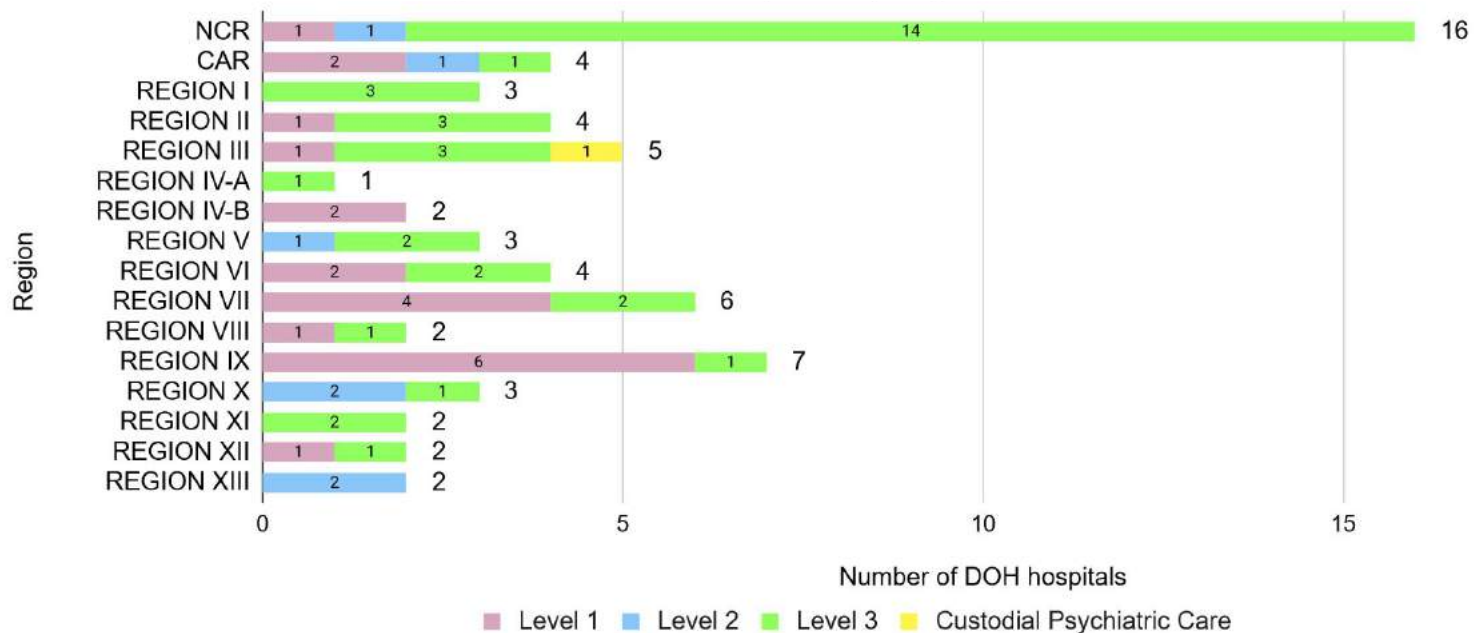
Total Inpatient Discharges



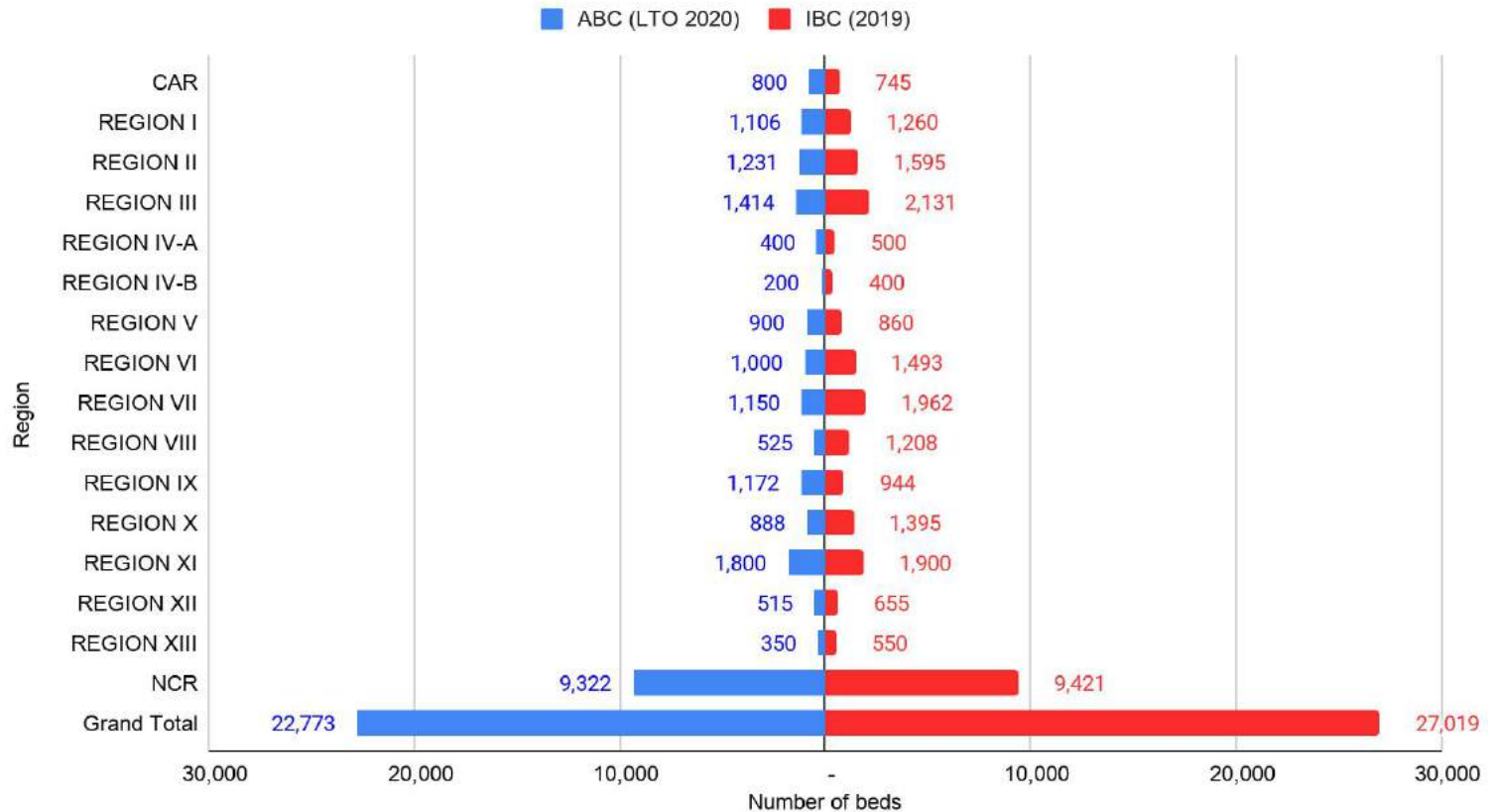
3,055 (2019)

Average Daily Discharges

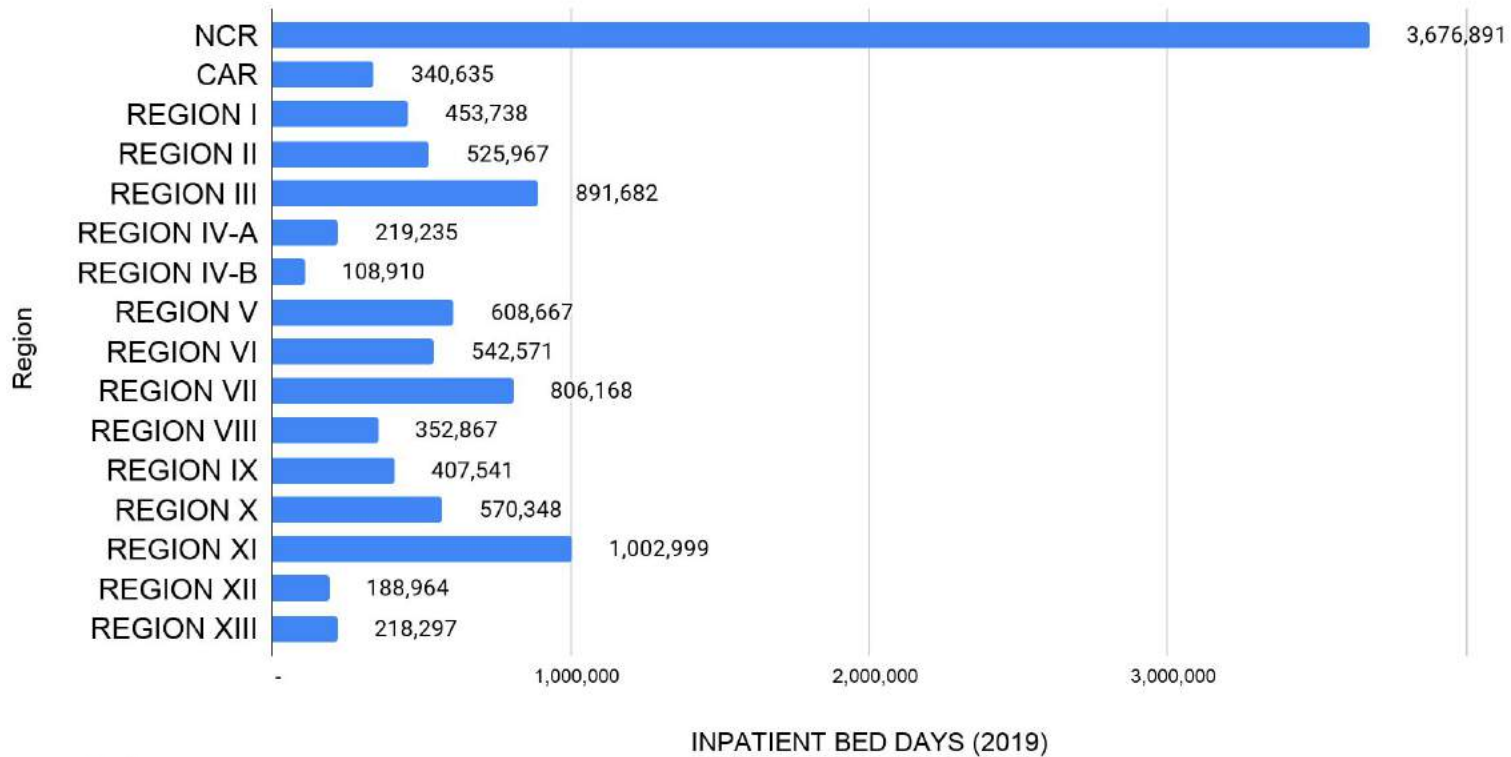
Distribution of DOH hospitals' Service Capability by Region



Authorized Bed Capacity (ABC) and Implementing Bed Capacity (IBC) of DOH hospitals



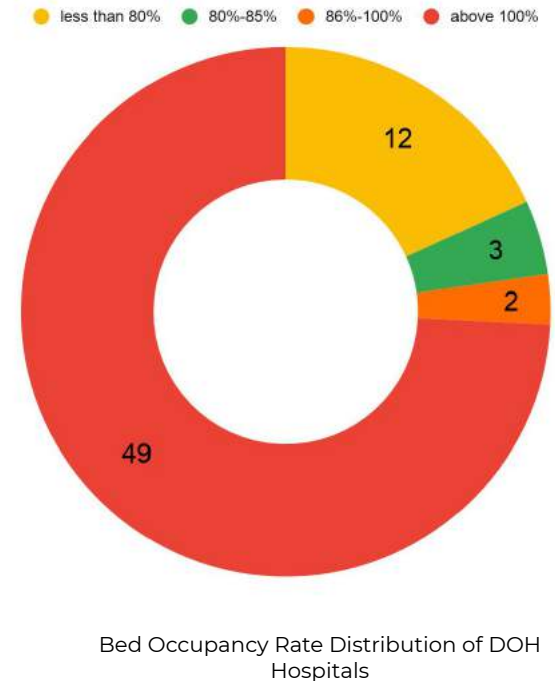
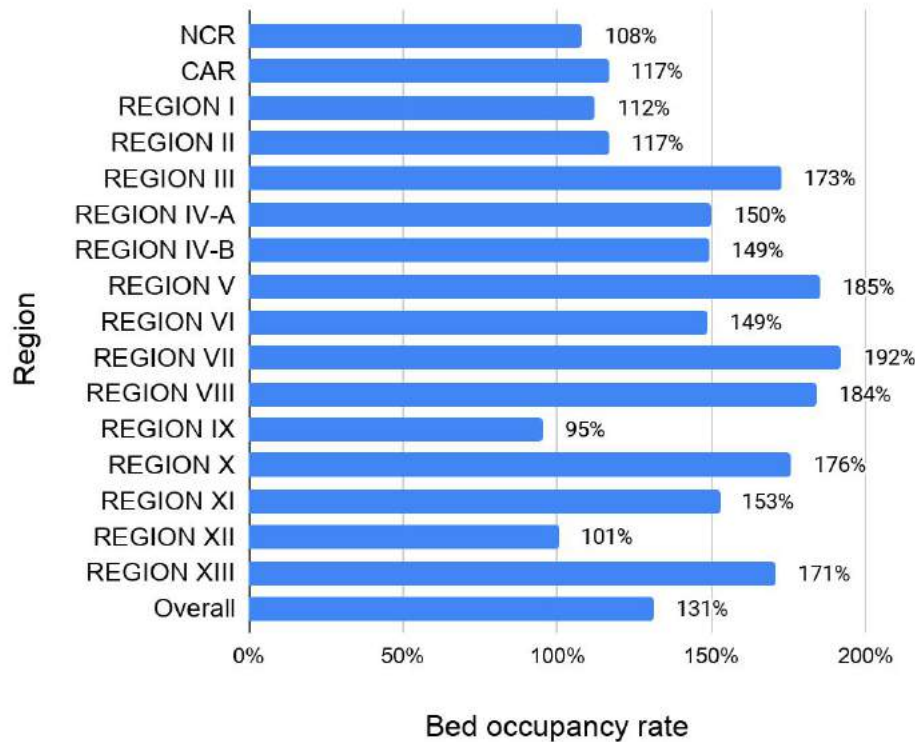
Total Inpatient Bed Days of DOH Hospitals by Region



10,915,480 (2019)

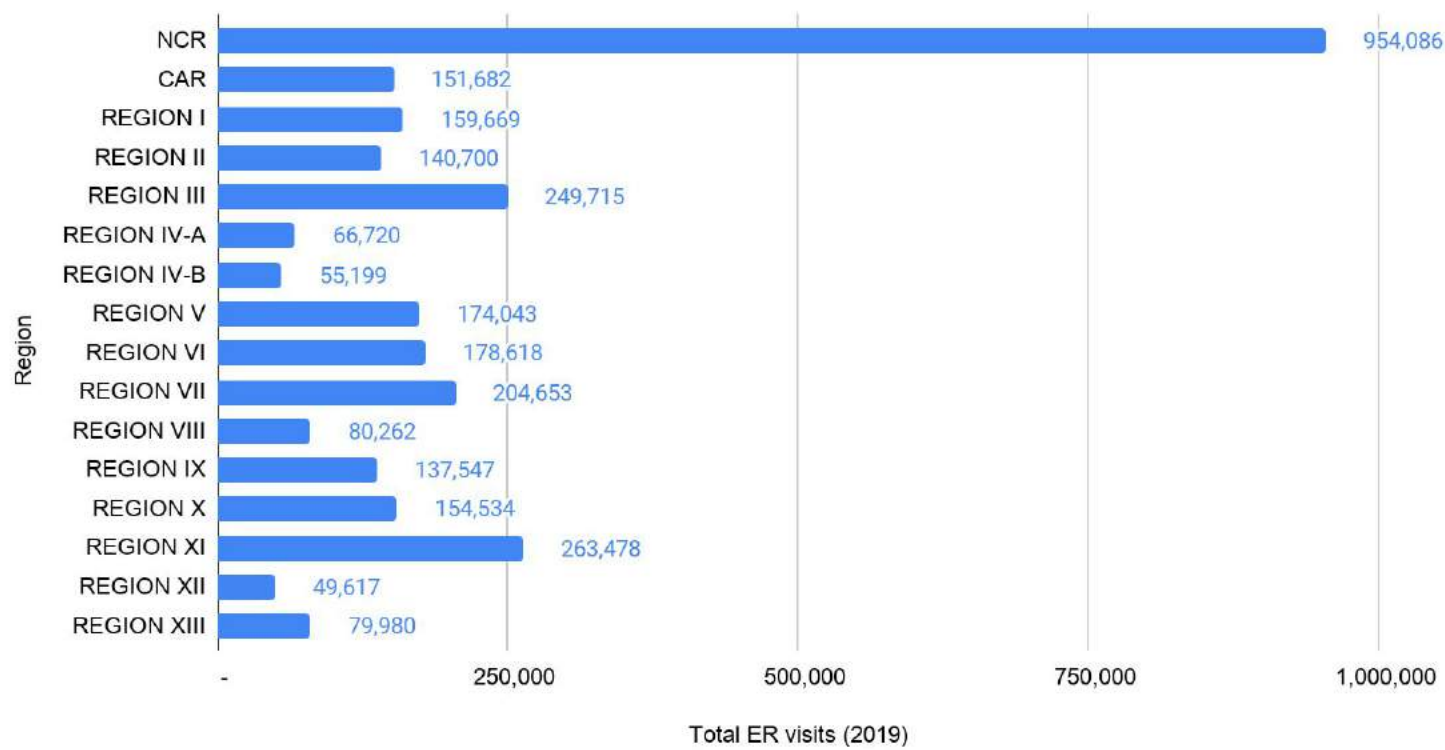
Total Inpatient Bed Days

Bed Occupancy Rate (BOR) of DOH hospitals by Region*



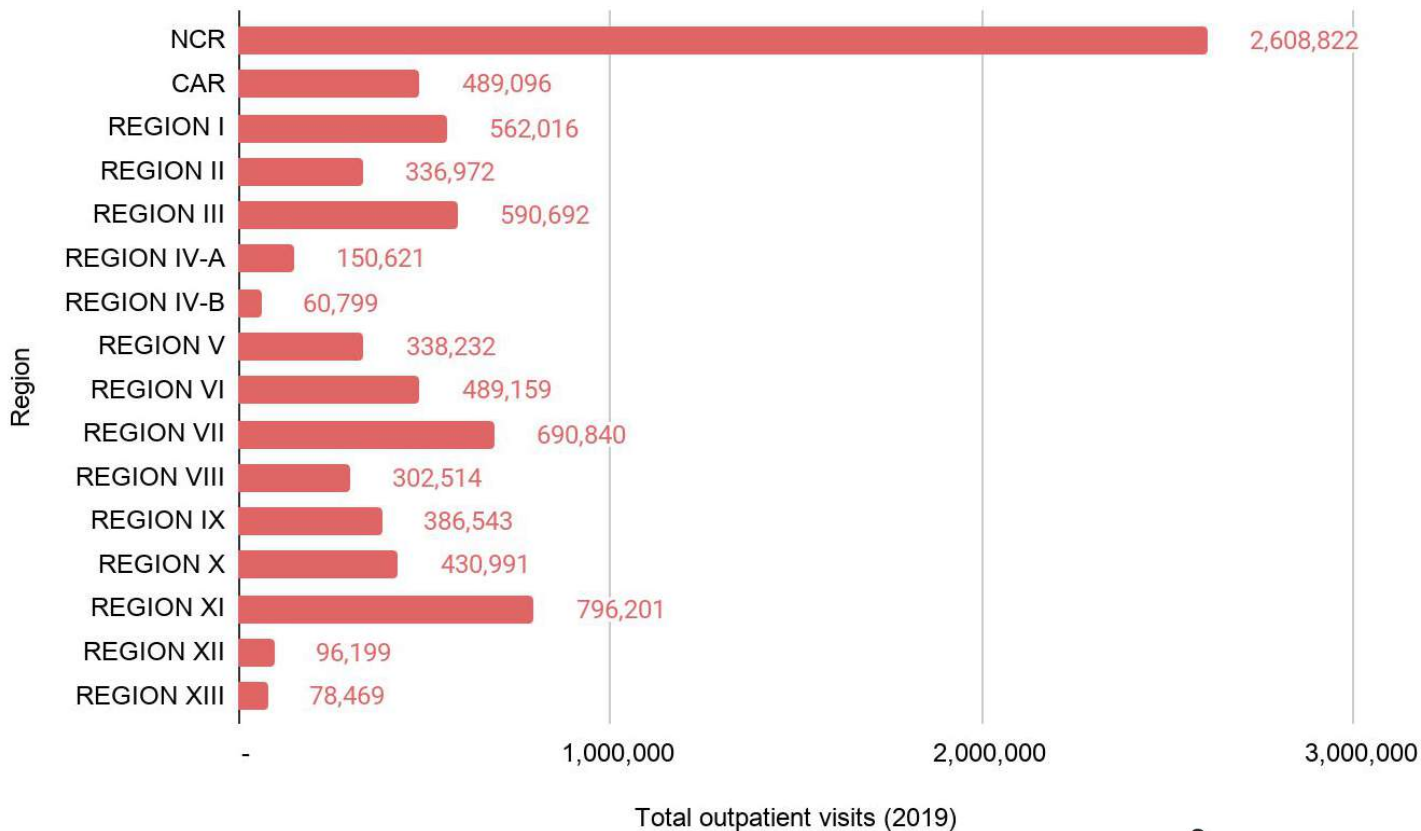
*Based on the total number of inpatient days and authorized bed capacity of all the hospitals in the region


Total Emergency Room (ER) Visits (2019) by Region



 **3,100,503** (2019)
Total Emergency Room Visits

Total Outpatient Visits (2019) by Region

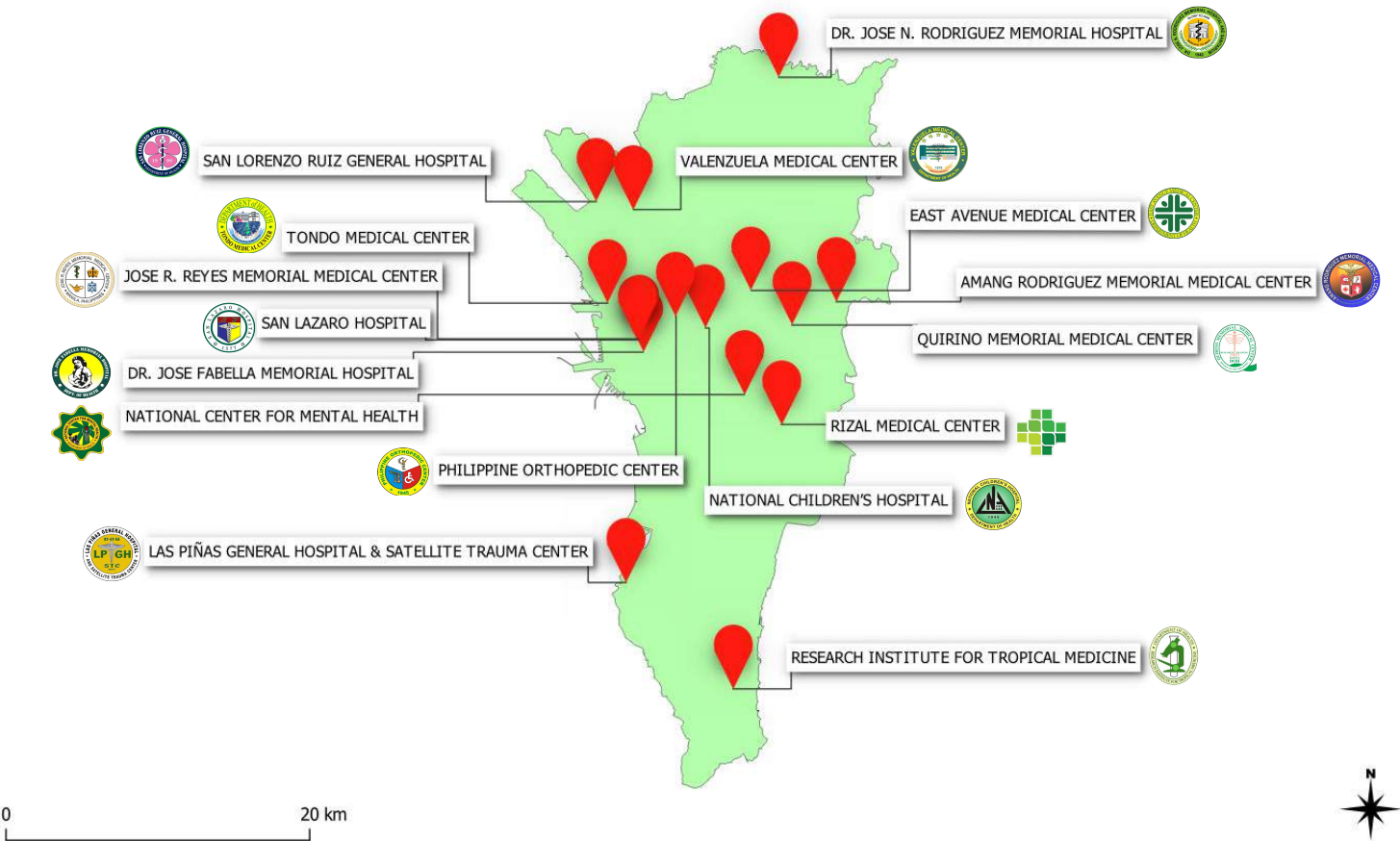


 **8,408,166** (2019)
Total Outpatient Visits

Section 3

DOH Hospital Profiles and Maps

Distribution of DOH hospitals in NCR

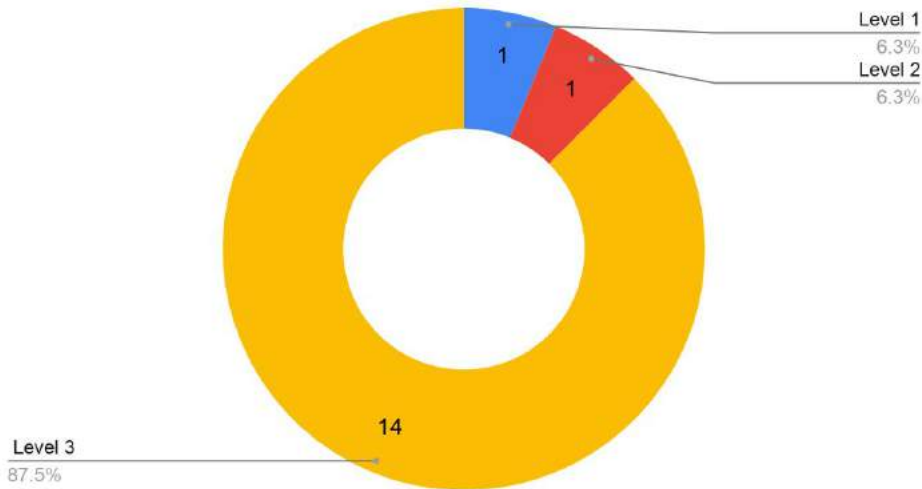


National Capital Region Hospitals



Profile of DOH hospitals in NCR

Service capability and capacity



16

Number of DOH Hospitals



9,322 (2020)

Total Authorized Bed Capacity (by LTO)



9,421 (2019)

Total Implementing Bed Capacity

Profile of DOH hospitals in NCR

Utilization



3,676,891 (2019)

Total Inpatient Bed Days



10,499 (2019)

Total Daily Inpatients Served



2,608,822 (2019)

Total Outpatient Visits



954,086 (2019)

Total Emergency Room (ER) Visits



238,024 (2019)

Total Inpatient Discharges



657 (2019)

Average Daily Discharges



Amang Rodriguez Memorial Medical Center



IMELDA M. MATEO, MD, MBAH, FPCCP, FPCCP
Medical Center Chief II

Hospital Profile

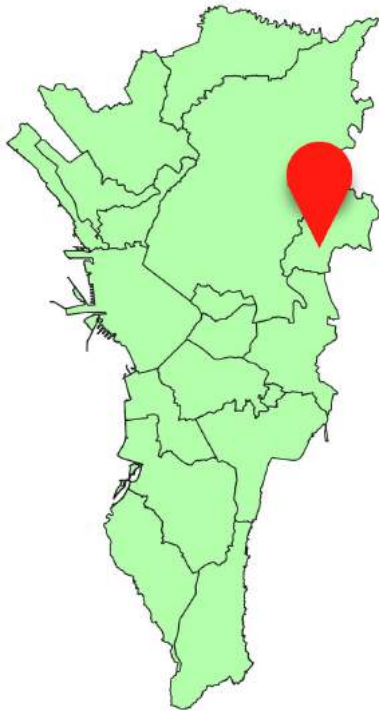
Level (2020 Licensed)	3
Classification (2020 Licensed)	GENERAL
Authorized Bed Capacity (Law)	500
Authorized Bed Capacity (2020 Licensed)	300
Implementing Bed Capacity (2019)	413
Hospital Laws/Mandates	RA 3862 (1964), RA 7209 (1992), RA 8019 (1995), RA 9419 (2007), RA 11287 (2019)

Statistics (2019)

Bed Occupancy Rate	123.08%
Inpatient Bed Days	134,775
Average Daily Inpatients Served	369
Average Daily Discharges	61
Outpatient Visits	139,154
Emergency Room (ER) Visits	96,629

Performance Indicators

Scorecard Rating	3.44 (S)
IHOMP Rating	90/100



"Iyong
Kalusugan,
Aming
Aalagaan"



Scan to visit website



Amang Rodriguez Memorial Medical Center



Contact Us

Sumulong Highway, Bgy. Sto. Niño, Marikina
City, 1800 Metro Manila, Philippines

8948-0595 / 8941-0342
(632) 948-1263 loc 111
amangrod@yahoo.com
armmc.doh.gov.ph

National Capital Region



East Avenue Medical Center



ALFONSO G. NUÑEZ III, MD, FPCS, MMHoA
Medical Center Chief II

Hospital Profile

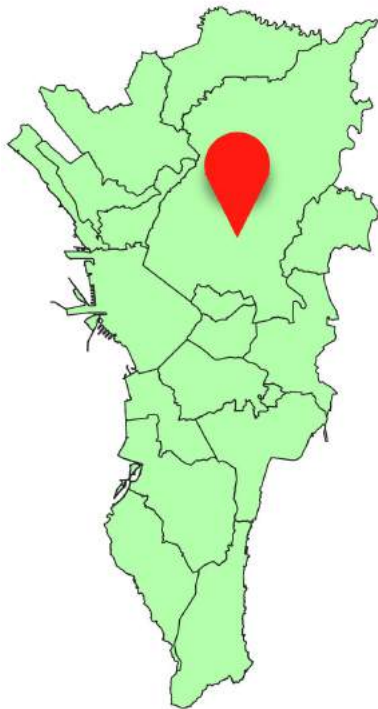
Level (2020 Licensed)	3
Classification (2020 Licensed)	GENERAL
Authorized Bed Capacity (Law)	600
Authorized Bed Capacity (2020 Licensed)	600
Implementing Bed Capacity (2019)	800
Hospital Laws/Mandates	PD 1411 (1978), MO 48 (1986), RA 8345 (1997)

Statistics (2019)

Bed Occupancy Rate	154.51%
Inpatient Bed Days	338,378
Average Daily Inpatients Served	927
Average Daily Discharges	72
Outpatient Visits	285,999
Emergency Room (ER) Visits	103,036

Performance Indicators

Scorecard Rating	4.33 (VS)
IHOMP Rating	97/100



"Work. Care.
Share."



Scan to visit website



Contact Us

East Avenue Medical Center, East Ave, Diliman,
Quezon City, 1100 Metro Manila, Philippines

8928-0611 local 201, 8928-0611 to 24
do.eamc.doh@gmail.com
info@eamc.doh.gov.ph

East Avenue Medical Center



National Capital Region



Dr. Jose Fabella Memorial Hospital



ESMERALDO T. ILEM, MD, FPOGS
Medical Center Chief II

Hospital Profile

Level (2020 Licensed)	3
Classification (2020 Licensed)	SPECIALTY
Authorized Bed Capacity (Law)	700
Authorized Bed Capacity (2020 Licensed)	700
Implementing Bed Capacity (2019)	496
Hospital Laws/Mandates	AO 140 (1941), RA 5294 (1968)

Statistics (2019)

Bed Occupancy Rate	122.83%
Inpatient Bed Days	398,837
Average Daily Inpatients Served	1,092
Average Daily Discharges	90
Outpatient Visits	94,322
Emergency Room (ER) Visits	11,049

Performance Indicators

Scorecard Rating	3.89 (S)
IHOMP Rating	81/100



Scan to visit website



Contact Us

Lope De Vega St., Sta Cruz,
Manila, Philippines

(02) 734 - 5561 to 65
fabella_mcc@yahoo.com

Dr. Jose Fabella Memorial Hospital



National Capital Region



Jose R. Reyes Memorial Medical Center



EMMANUEL F. MONTAÑA, JR., M.D., FPCS, MHA
 Medical Center Chief II

Hospital Profile

Level (2020 Licensed)	3
Classification (2020 Licensed)	GENERAL
Authorized Bed Capacity (Law)	450
Authorized Bed Capacity (2020 Licensed)	450
Implementing Bed Capacity (2019)	590
Hospital Laws/Mandates	RA 4264 (1965)

Statistics (2019)

Bed Occupancy Rate	156.10%
Inpatient Bed Days	398,837
Average Daily Inpatients Served	977
Average Daily Discharges	57
Outpatient Visits	356,967
Emergency Room (ER) Visits	105,000

Performance Indicators

Scorecard Rating	3.22 (S)
IHOMP Rating	91/100



Scan to visit website



Jose R. Reyes Memorial Medical Center

Contact Us

Rizal Ave, Santa Cruz, Manila, Metro Manila,
Philippines

(8732-1077, 8711-9491 to 98 (Trunkline)
jrrmmc.ccs2020@gmail.com



National Capital Region



National Center for Mental Health



NOEL V. REYES, MD, FPPA, IFAPA, MMHoA
 OIC-Medical Center Chief II

Hospital Profile

Level (2020 Licensed)	3
Classification (2020 Licensed)	SPECIALTY
Authorized Bed Capacity (Law)	4,200
Authorized Bed Capacity (2020 Licensed)	4,200
Implementing Bed Capacity (2019)	3,500
Hospital Laws/Mandates	RA 3258 (1925), MC 48 (1986), RA 11036 (2017)

Statistics (2019)

Bed Occupancy Rate	80.27%
Inpatient Bed Days	1,230,570
Average Daily Inpatients Served	3,371
Average Daily Discharges	19
Outpatient Visits	82,654
Emergency Room (ER) Visits	9,262

Performance Indicators

Scorecard Rating	4.33 (VS)
IHOMP Rating	88/100



"There is no
health
without
mental
health"



Scan to visit website



Contact Us

Nueva de Pebrero St., Mauway, Mandaluyong,
Metro Manila, Philippines

531-9001 to 10 Local 201,
531-8682 (TF)
personnel_ncmh@yahoo.com

National Center for Mental Health



National Capital Region



National Children's Hospital



EUFANIA S. SIMBUL, MD, FPPS, CEO VI
Medical Center Chief II

Hospital Profile

Level (2020 Licensed)	3
Classification (2020 Licensed)	SPECIALTY
Authorized Bed Capacity (Law)	250
Authorized Bed Capacity (2020 Licensed)	250
Implementing Bed Capacity (2019)	200
Hospital Laws/Mandates	ECA 705 (1945), RA 731 (1952), RA 948 (1953), RA 1340 (1955)

Statistics (2019)

Bed Occupancy Rate	70.78%
Inpatient Bed Days	64,589
Average Daily Inpatients Served	176
Average Daily Discharges	13
Outpatient Visits	82,940
Emergency Room (ER) Visits	28,123

Performance Indicators

Scorecard Rating	4.33 (VS)
IHOMP Rating	88/100



"To achieve
all that is
possible and
to attempt
even the
impossible."



Scan to visit website



Contact Us

264 E Rodriguez Sr. Ave, Damayang Lagi, 1112
Quezon City

8724-0656 to 59 local 101-102, 8725-4533 (TF)
esimbul@yahoo.com

National Children's Hospital



National Capital Region



Philippine Orthopedic Center



JOSE S. PUJALTE, JR., MD, MHA, CESE, FPOA,
FPCS, FACS
Medical Center Chief II

Hospital Profile

Level (2020 Licensed)	3
Classification (2020 Licensed)	SPECIALTY
Authorized Bed Capacity (Law)	700
Authorized Bed Capacity (2020 Licensed)	700
Implementing Bed Capacity (2019)	564
Hospital Laws/Mandates	RA 2679 (1960), RA 6786 (1989)

Statistics (2019)

Bed Occupancy Rate	55.06%
Inpatient Bed Days	140,673
Average Daily Inpatients Served	385
Average Daily Discharges	24
Outpatient Visits	176,140
Emergency Room (ER) Visits	38,181

Performance Indicators

Scorecard Rating	3.00 (S)
IHOMP Rating	97/100



Scan to visit website



Contact Us

78-A Maria Clara St, Santa Mesa Heights,
Quezon City, 1114 Metro Manila, Philippines

711-4276 local 236
poc.medicalcenterchief@gmail.com

Philippine Orthopedic Center



National Capital Region



Quirino Memorial Medical Center



EVELYN VICTORIA E. RESIDE, MD, FPCP,
FPCCP, MAS
Medical Center Chief II

Hospital Profile

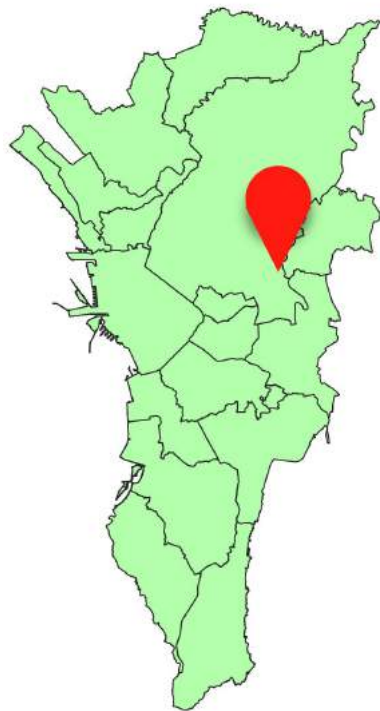
Level (2020 Licensed)	3
Classification (2020 Licensed)	GENERAL
Authorized Bed Capacity (Law)	460
Authorized Bed Capacity (2020 Licensed)	460
Implementing Bed Capacity (2019)	500
Hospital Laws/Mandates	RA 3965 (1964), EO 119 (1983), RA 7174 (1992), RA 8313 (1997), RA 10345 (2012)

Statistics (2019)

Bed Occupancy Rate	280.24%
Inpatient Bed Days	470,528
Average Daily Inpatients Served	1,289
Average Daily Discharges	102
Outpatient Visits	229,097
Emergency Room (ER) Visits	101,254

Performance Indicators

Scorecard Rating	4.00 (VS)
IHOMP Rating	94/100



"Dito sa
Quirino, di
pwede ang
ewan ko.
Dapat lahat
alam mo. Kaya
tayo ISO."



Scan to visit website



Contact Us

J.P. Rizal, Project 4, Lungsod Quezon, 1109
Metro Manila, Philippines

5304-9800 , 913-4758 (TF)
qmmc_doh@yahoo.com

Quirino Memorial Medical Center



National Capital Region



Research Institute for Tropical Medicine



CELIA C. CARLOS, MD, CESO III, FPSP, FPIDSP,
FPSMID
Director IV

Hospital Profile

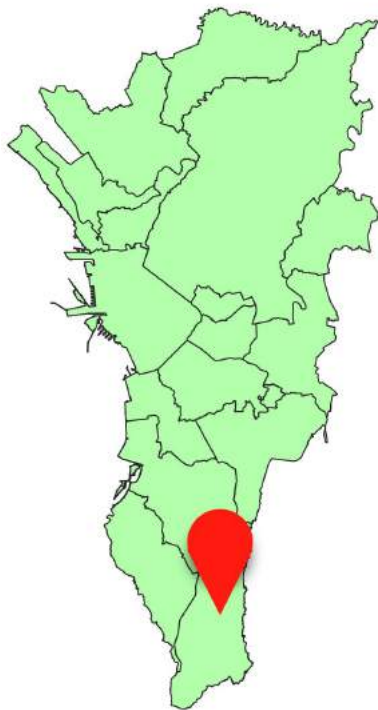
Level (2020 Licensed)	3
Classification (2020 Licensed)	SPECIALTY
Authorized Bed Capacity (Law)	50
Authorized Bed Capacity (2020 Licensed)	50
Implementing Bed Capacity (2019)	41
Hospital Laws/Mandates	EO 674 (1981)

Statistics (2019)

Bed Occupancy Rate	35.70%
Inpatient Bed Days	5,475
Average Daily Inpatients Served	15
Average Daily Discharges	4
Outpatient Visits	104,473
Emergency Room (ER) Visits	20,2018

Performance Indicators

Scorecard Rating	4.22 (VS)
IHOMP Rating	94/100



Scan to visit website



Research Institute for Tropical Medicine



Contact Us

Filinvest Corporate City, 9002 Research Dr,
Alabang, Muntinlupa, 1781 Metro Manila,
Philippines

(02) 8807-2631/32/37;

(02) 809-7599

director.ritmdoh@gmail.com

National Capital Region



**Rizal Medical
Center**



MARIA RICA M. LUMAGUE, MD, MHA, FPCS
OIC - Medical Center Chief II

Hospital Profile

Level (2020 Licensed)	3
Classification (2020 Licensed)	GENERAL
Authorized Bed Capacity (Law)	500
Authorized Bed Capacity (2020 Licensed)	300
Implementing Bed Capacity (2019)	352
Hospital Laws/Mandates	CA 3114 (1941), RA 11208 (2019)

Statistics (2019)

Bed Occupancy Rate	109.64%
Inpatient Bed Days	120,052
Average Daily Inpatients Served	328
Average Daily Discharges	55
Outpatient Visits	234,169
Emergency Room (ER) Visits	50,626

Performance Indicators

Scorecard Rating	3.11 (S)
IHOMP Rating	96/100



"Upholding
Excellence,
Promoting
Life"



Scan to visit website



Contact Us

Pasig Blvd, Pasig, 1600 Metro Manila,
Philippines

(02) 8672-2676
rizalmedicalcenter@gmail.com

Rizal Medical Center



National Capital Region



San Lazaro Hospital



EDMUNDO B. LOPEZ, MD, MPH, MHA
Medical Center Chief II

Hospital Profile

Level (2020 Licensed)	3
Classification (2020 Licensed)	SPECIALTY
Authorized Bed Capacity (Law)	500
Authorized Bed Capacity (2020 Licensed)	500
Implementing Bed Capacity (2019)	500
Hospital Laws/Mandates	(?) (1577), RA 1297 (1955)

Statistics (2019)

Bed Occupancy Rate	59.09%
Inpatient Bed Days	107,840
Average Daily Inpatients Served	295
Average Daily Discharges	44
Outpatient Visits	297,035
Emergency Room (ER) Visits	39,940

Performance Indicators

Scorecard Rating	3.67 (S)
IHOMP Rating	87/100



"Kanalungan
ng Maysakit,
Serbisyong
may Puso"



Scan to visit website



Contact Us

Quiricada St, Santa Cruz, Manila, 1003 Metro
Manila, Philippines

309-9542, 711-6979, 732-3776 to 78 loc. 103,
sanlazarohospital@yahoo.com

San Lazaro Hospital



National Capital Region



Tondo Medical Center



MARIA ISABELITA M. ESTRELLA, MD, MHA,
FPOGS
Medical Center Chief II

Hospital Profile

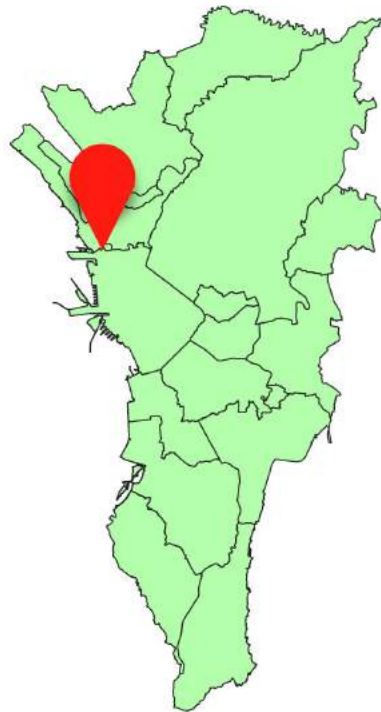
Level (2020 Licensed)	3
Classification (2020 Licensed)	GENERAL
Authorized Bed Capacity (Law)	300
Authorized Bed Capacity (2020 Licensed)	252
Implementing Bed Capacity (2019)	252
Hospital Laws/Mandates	PD 1411(1978), MO 48 (1986), RA 8345 (1997), RA 11331 (2019)

Statistics (2019)

Bed Occupancy Rate	96.23%
Inpatient Bed Days	88,516
Average Daily Inpatients Served	242
Average Daily Discharges	44
Outpatient Visits	138,893
Emergency Room (ER) Visits	77,534

Performance Indicators

Scorecard Rating	3.89 (S)
IHOMP Rating	99/100



"Healthcare
within your
reach"



Scan to visit website



Contact Us

Honorio Lopez Blvd, Tondo, Manila, Metro
Manila, Philippines

(02) 865-9000
tmcmmc2015@yahoo.com

Tondo Medical Center



National Capital Region



**Dr. Jose N. Rodriguez
Memorial Hospital and
Sanitarium**



**ALFONSO VICTORINO H. FAMARAN, JR., MD,
FPCS, FPSOHNS, MPA, MBAFM, MBAHRM**
Medical Center Chief II

Hospital Profile

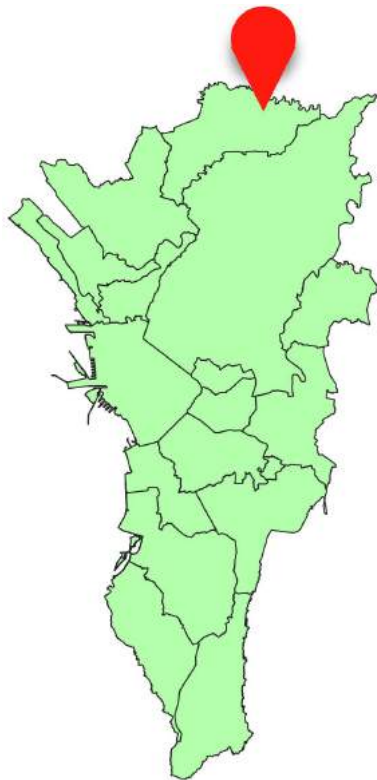
Level (2020 Licensed)	3
Classification (2020 Licensed)	GENERAL
Authorized Bed Capacity (Law)	800 beds-General, 1,200 beds-Sanitarium
Authorized Bed Capacity (2020 Licensed)	200
Implementing Bed Capacity (2019)	800 beds-General, 400 beds-Sanitarium
Hospital Laws/Mandates	CA (1936), BP 94 (1980), RA 9420 (2006), RA 11286 (2019)

Statistics (2019)

Bed Occupancy Rate	267.95%
Inpatient Bed Days	195,600
Average Daily Inpatients Served	535
Average Daily Discharges	72
Outpatient Visits	152,592
Emergency Room (ER) Visits	105,686

Performance Indicators

Scorecard Rating	4.11 (VS)
IHOMP Rating	88/100



"In Omnia
Paratus"

(Ready for
Anything)



Scan to visit website



Contact Us

Administration Site, St Joseph, 187 Tala,
Caloocan, 1427 Metro Manila, Philippines

294-2571, 962-8209 (TF)
djnrhmh2003@yahoo.com

Dr. Jose N. Rodriguez Memorial Hospital and Sanitarium

National Capital Region





Las Piñas General Hospital and Satellite Trauma Center



RODRIGO H. HAO, MD, FICS, MPA
Medical Center Chief II

Hospital Profile

Level (2020 Licensed)	2
Classification (2020 Licensed)	GENERAL
Authorized Bed Capacity (Law)	200
Authorized Bed Capacity (2020 Licensed)	200
Implementing Bed Capacity (2019)	200
Hospital Laws/Mandates	EO 119 (1987), RA 7539 (1992), RA 9240 (2004)

Statistics (2019)

Bed Occupancy Rate	115.71%
Inpatient Bed Days	84,470
Average Daily Inpatients Served	242
Average Daily Discharges	36
Outpatient Visits	88,362
Emergency Room (ER) Visits	76,030

Performance Indicators

Scorecard Rating	3.89 (S)
IHOMP Rating	93.5/100



"Kalusugan
para sa
lahat,
Serbisyong
angat"



Scan to visit website



Las Piñas General Hospital and Satellite Trauma Center



Contact Us

Diego Cera Ave, Bernabe Compound,
Pulanglupa I, Las Piñas City Metro, Manila, Las
Pinas, Metro Manila, Philippines

873-0556 Local 368 , 802-4647 (TF)
lpghstc@gmail.com

National Capital Region



Valenzuela Medical Center



MARIA ESTRELLA B. LITAM, MD, MBA-H,
FPPS,FPIDSP
Medical Center Chief II

Hospital Profile

Level (2020 Licensed)	3
Classification (2020 Licensed)	GENERAL
Authorized Bed Capacity (Law)	500
Authorized Bed Capacity (2020 Licensed)	150
Implementing Bed Capacity (2019)	168
Hospital Laws/Mandates	(?) (1979), EO 119 (1987), RA 7218 (1992), RA 9421 (2006), RA 11327 (2019)

Statistics (2019)

Bed Occupancy Rate	141.32%
Inpatient Bed Days	77,371
Average Daily Inpatients Served	211
Average Daily Discharges	39
Outpatient Visits	101,730
Emergency Room (ER) Visits	60,406

Performance Indicators

Scorecard Rating	4.33 (VS)
IHOMP Rating	88/100



"Valenzuela
Medical
Center...
Where your
health matters
most."



Scan to visit website



Contact Us

Padrigal St, Valenzuela, 1441 Metro Manila,
Philippines

291-4259 (DO), 281-6640(HR) , 291-4259 (TF)
valgen_hosp@yahoo.com

Valenzuela Medical Center



National Capital Region



San Lorenzo Ruiz
General Hospital



MARILOU T. NERY, MD, DPPS, MPH
Medical Center Chief I

Hospital Profile

Level (2020 Licensed)	1
Classification (2020 Licensed)	GENERAL
Authorized Bed Capacity (Law)	100
Authorized Bed Capacity (2020 Licensed)	10
Implementing Bed Capacity (2019)	45
Hospital Laws/Mandates	RA 6864 (1990), RA 11289 (2019)

Statistics (2019)

Bed Occupancy Rate	450.00%
Inpatient Bed Days	16,425
Average Daily Inpatients Served	45
Average Daily Discharges	11
Outpatient Visits	44,295
Emergency Room (ER) Visits	31,112

Performance Indicators

Scorecard Rating	4.44 (VS)
IHOMP Rating	85/100



Scan to visit website



Contact Us

O. Reyes St., Malabon, 1478 Metro Manila,
Philippines

294-4853 to 54 local 200, 294-4855 (TF)
slrwh_malabon@yahoo.com

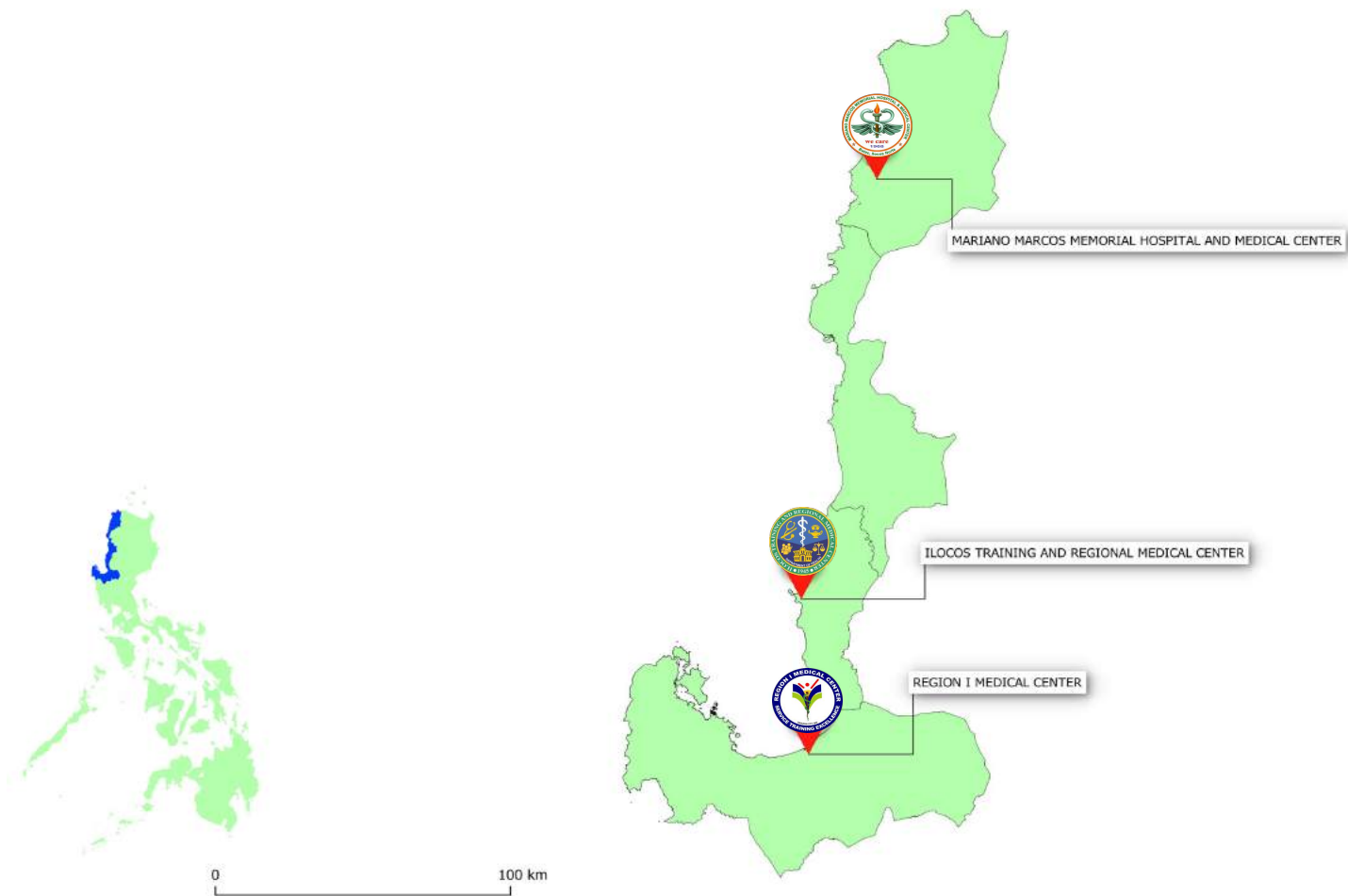
San Lorenzo Ruiz General Hospital

Formerly San Lorenzo Ruiz Women's Hospital

National Capital Region



Distribution of DOH hospitals in Region I




Region I Hospitals



Profile of DOH hospitals in Region I

Service capability and capacity



3

Number of DOH Hospitals

Level 3
100.0%



1,106 (2020)

Total Authorized Bed Capacity (by LTO)



1,260 (2019)

Total Implementing Bed Capacity

Profile of DOH hospitals in Region I

Utilization



453,738 (2019)

Total Inpatient Bed Days



1,241 (2019)

Total Daily Inpatients Served



562,016 (2019)

Total Outpatient Visits



159,669 (2019)

Total Emergency Room (ER) Visits



92,762 (2019)

Total Inpatient Discharges



254 (2019)

Average Daily Discharges



Ilocos Training and Regional Medical Center



EDUARDO M. BADUA III, MD, FPSP
Medical Center Chief II

Hospital Profile

Level (2020 Licensed)	3
Classification (2020 Licensed)	GENERAL
Authorized Bed Capacity (Law)	300
Authorized Bed Capacity (2020 Licensed)	306
Implementing Bed Capacity (2019)	560
Hospital Laws/Mandates	RA 7364 (1992), RA 8411 (1997)

Statistics (2019)

Bed Occupancy Rate	130.90%
Inpatient Bed Days	146,199
Average Daily Inpatients Served	400
Average Daily Discharges	89
Outpatient Visits	203,992
Emergency Room (ER) Visits	62,749

Performance Indicators

Scorecard Rating	4.44 (VS)
IHOMP Rating	93.5/100



Scan to visit website



Ilocos Training and Regional Medical Center

Region I- Ilocos

Contact Us

MacArthur Highway, San Fernando, 2500 La
Union, Philippines

(072) 607-6428, 607-6422
itrmc2010@yahoo.com





Mariano Marcos Memorial Hospital and Medical Center



MARIA LOURDES K. OTAYZA, MD, MHA,
FPOGS, CESO V, AFACHSM
Medical Center Chief II

Hospital Profile

Level (2020 Licensed)	3
Classification (2020 Licensed)	GENERAL
Authorized Bed Capacity (Law)	700
Authorized Bed Capacity (2020 Licensed)	200
Implementing Bed Capacity (2019)	400
Hospital Laws/Mandates	RA 5191 (1968), RA 6229 (1971), RA 6188 (1971), AO 122 (1981), RA 11290 (2019)

Statistics (2019)

Bed Occupancy Rate	178.38%
Inpatient Bed Days	130,219
Average Daily Inpatients Served	356
Average Daily Discharges	69
Outpatient Visits	129,045
Emergency Room (ER) Visits	39,064

Performance Indicators

Scorecard Rating	4.00 (VS)
IHOMP Rating	99/100



"We care."



Scan to visit website



Contact Us

Brgy, 6, Batac, Ilocos Norte, Philippines

(077) 600-8000

mmmh_doh@yahoo.com

Mariano Marcos Memorial Hospital and Medical Center

Region I- Ilocos





Region I Medical Center



JOSEPH ROLAND O. MEJIA, MD, FPSMS,
 MBAH, MPA, DHSM, DCDM, CESE
 Medical Center Chief II

Hospital Profile

Level (2020 Licensed)	3
Classification (2020 Licensed)	GENERAL
Authorized Bed Capacity (Law)	600
Authorized Bed Capacity (2020 Licensed)	600
Implementing Bed Capacity (2019)	300
Hospital Laws/Mandates	RA 7893 (1995)

Statistics (2019)

Bed Occupancy Rate	80.97%
Inpatient Bed Days	177,320
Average Daily Inpatients Served	485
Average Daily Discharges	96
Outpatient Visits	228,979
Emergency Room (ER) Visits	57,856

Performance Indicators

Scorecard Rating	4.56 (VS)
IHOMP Rating	98/100



"Making a
difference by
creating
innovations."



Scan to visit website



Contact Us

Arellano Street, Dagupan, 2400 Pangasinan,
Philippines

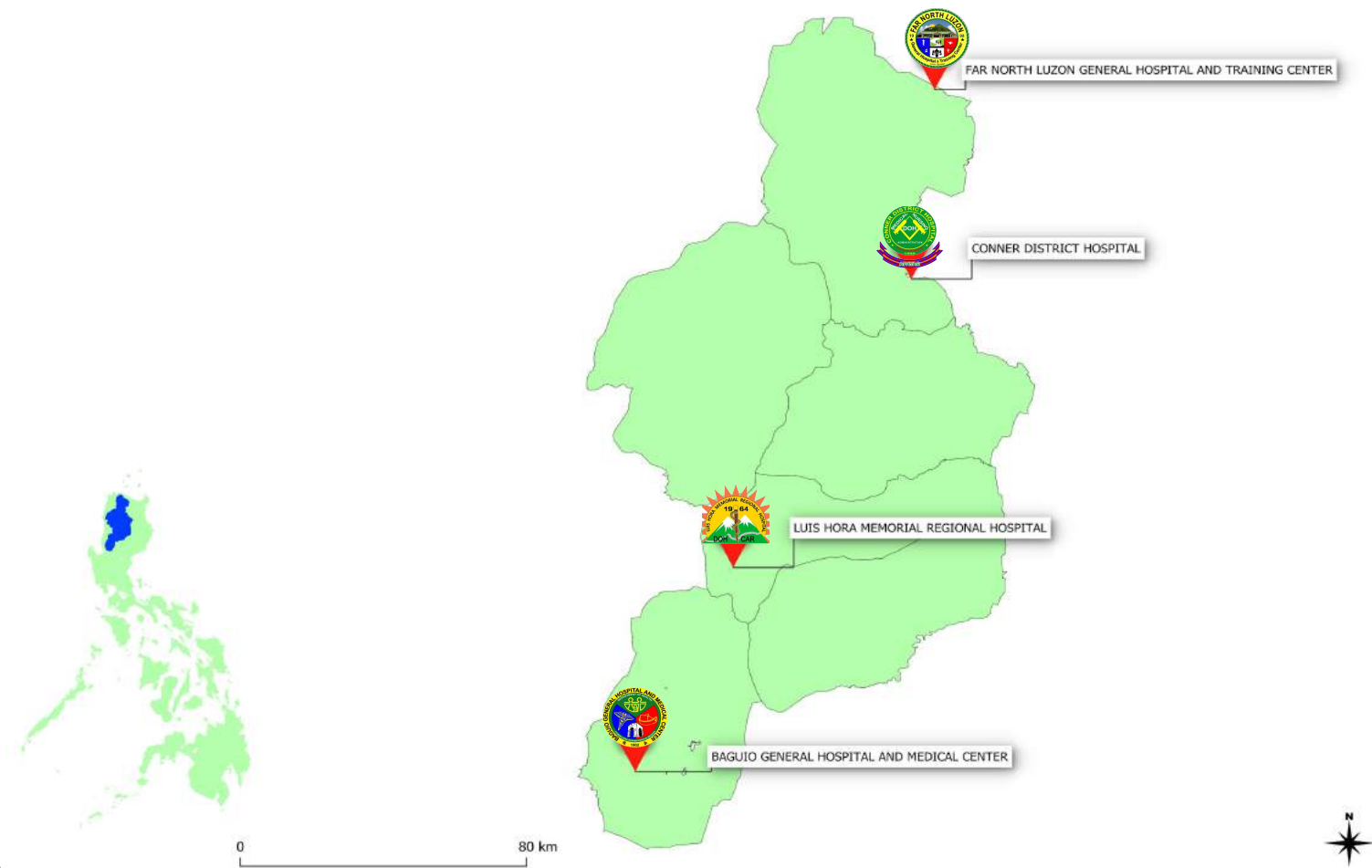
(075) 523-4103 (telefax)
region1mc@gmail.com

Region I Medical Center



Region I- Ilocos

Distribution of DOH hospitals in CAR

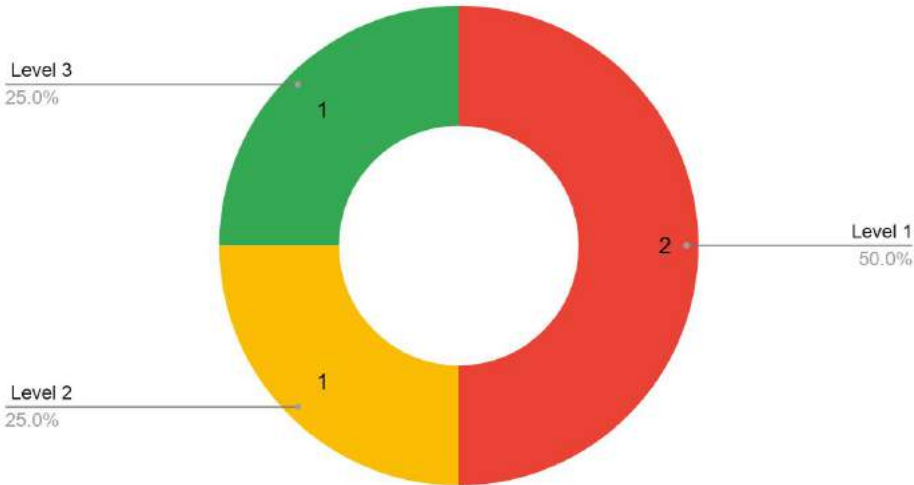


Cordillera Administrative Region Hospitals



Profile of DOH hospitals in CAR

Service capability and capacity



4

Number of DOH Hospitals



800 (2020)

Total Authorized Bed Capacity (by LTO)



745 (2019)

Total Implementing Bed Capacity

Profile of DOH hospitals in CAR

Utilization



340,635 (2019)

Total Inpatient Bed Days



932 (2019)

Total Daily Inpatients Served



489,096 (2019)

Total Outpatient Visits



151,682 (2019)

Total Emergency Room (ER) Visits



51,985 (2019)

Total Inpatient Discharges



142 (2019)

Average Daily Discharges



Baguio General Hospital and Medical Center



RICARDO B. RUNEZ JR., MD, FPCS, MHA, CESE
Medical Center Chief II

Hospital Profile

Level (2020 Licensed)	3
Classification (2020 Licensed)	GENERAL
Authorized Bed Capacity (Law)	800
Authorized Bed Capacity (2020 Licensed)	600
Implementing Bed Capacity (2019)	500
Hospital Laws/Mandates	RA 6789 (1989), RA 11084 (2018)

Statistics (2019)

Bed Occupancy Rate	106.02%
Inpatient Bed Days	37,508
Average Daily Inpatients Served	636
Average Daily Discharges	103
Outpatient Visits	351,819
Emergency Room (ER) Visits	118,560

Performance Indicators

Scorecard Rating	3.33 (S)
IHOMP Rating	88.5/100



Scan to visit website



Contact Us

Baguio General Hospital Driveway, Baguio,
Benguet, Philippines

(074) 442-3165, 442-6230 , (075) 443-8342 (F)
bghmc.mcc@gmail.com

Baguio General Hospital And Medical Center

Cordillera Administrative Region





Conner District Hospital



NELSON O. RIGOR, MD, MHA, FPSMS
Chief of Hospital II

Hospital Profile

Level (2020 Licensed)	1
Classification (2020 Licensed)	GENERAL
Authorized Bed Capacity (Law)	25
Authorized Bed Capacity (2020 Licensed)	25
Implementing Bed Capacity (2019)	20
Hospital Laws/Mandates	RA 7850 (1994)

Statistics (2019)

Bed Occupancy Rate	78.08%
Inpatient Bed Days	7,125
Average Daily Inpatients Served	19
Average Daily Discharges	7
Outpatient Visits	12,475
Emergency Room (ER) Visits	4,629

Performance Indicators

Scorecard Rating	3.56 (S)
IHOMP Rating	84/100



"CDH
Kaagapay
sa
Kalusugan
mo!"



Scan to visit website



Contact Us

Conner, Apayao, Philippines

(074) 442-8096

connerdistricthospital@yahoo.com

Conner District Hospital



Cordillera Administrative Region



Far North Luzon General Hospital and Training Center



MARLENE P. LIBATIQUE-LUBO, MD, FPPS,
MHA
Medical Center Chief I

Hospital Profile

Level (2020 Licensed)	1
Classification (2020 Licensed)	GENERAL
Authorized Bed Capacity (Law)	100
Authorized Bed Capacity (2020 Licensed)	100
Implementing Bed Capacity (2019)	150
Hospital Laws/Mandates	RA 8536 (1998)

Statistics (2019)

Bed Occupancy Rate	143.49%
Inpatient Bed Days	52,373
Average Daily Inpatients Served	143
Average Daily Discharges	31
Outpatient Visits	39,101
Emergency Room (ER) Visits	23,728

Performance Indicators

Scorecard Rating	2.78 (US)
IHOMP Rating	87/100



"Optimum
Health Care
Services,
Our Utmost
Concern"



Scan to visit website



Far North Luzon General Hospital and Training Center



Contact Us

Abulug-Luna-Pudtol-Kabugao Rd, Luna,
Apayao, Philippines

(074) 442-8096
fnlghtc@yahoo.com.ph

Cordillera Administrative Region



Luis Hora Memorial Regional Hospital



EDUARDO B. CALPITO, MD, MHA, FPSMS
Medical Center Chief I

Hospital Profile

Level (2020 Licensed)	2
Classification (2020 Licensed)	GENERAL
Authorized Bed Capacity (Law)	200
Authorized Bed Capacity (2020 Licensed)	75
Implementing Bed Capacity (2019)	75
Hospital Laws/Mandates	RA 1806 (1957), RA 8314 (1998), RA 8413 (2014), RA 11104 (2019)

Statistics (2019)

Bed Occupancy Rate	178.81%
Inpatient Bed Days	48,950
Average Daily Inpatients Served	134
Average Daily Discharges	32
Outpatient Visits	85,701
Emergency Room (ER) Visits	4,765

Performance Indicators

Scorecard Rating	4.11 (VS)
IHOMP Rating	88/100



"Your
health,
Our
passion"



Scan to visit website



Luis Hora Memorial Regional Hospital

Contact Us

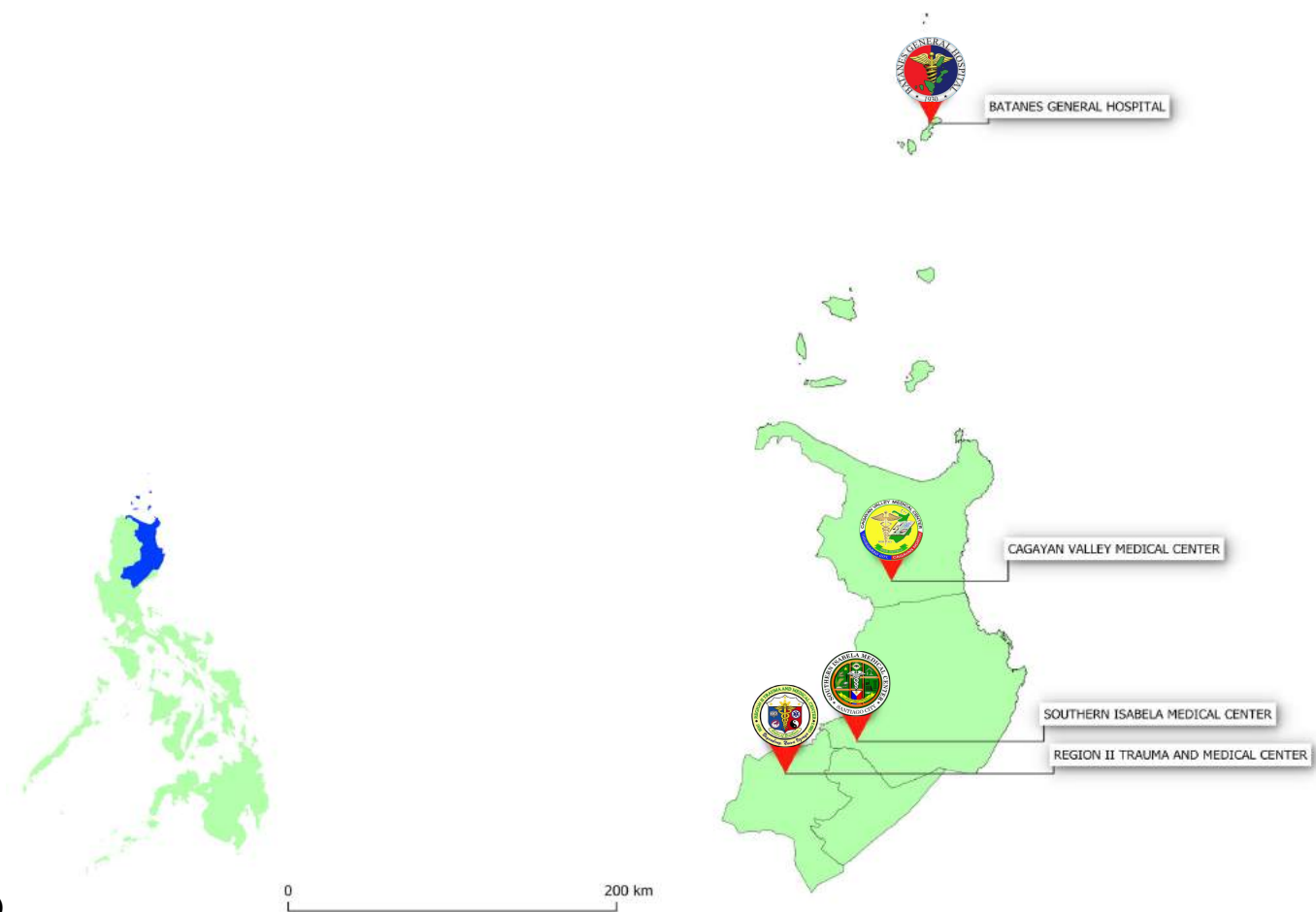
Tagudin - Cervantes - Sabangan Rd, Bauko,
Mountain Province

(084) 217-3347, 217-3671
lhmrh_doh@yahoo.com



Cordillera Administrative Region

Distribution of DOH hospitals in Region II

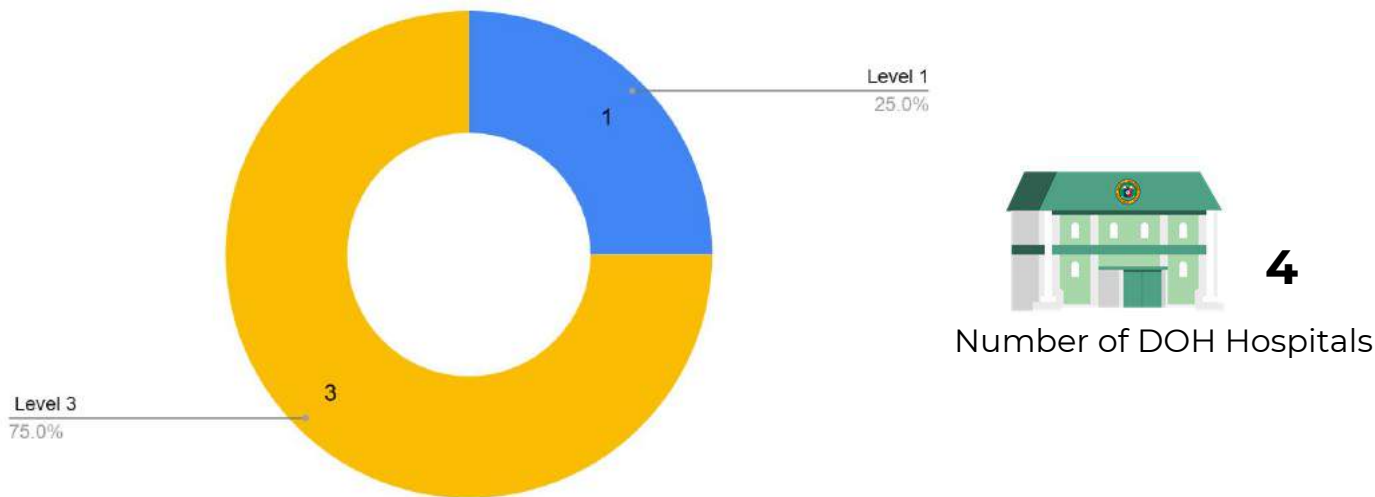


Region II Hospitals



Profile of DOH hospitals in Region II

Service capability and capacity



4

Number of DOH Hospitals



1,231 (2020)

Total Authorized Bed Capacity (by LTO)



1,595 (2019)

Total Implementing Bed Capacity

Profile of DOH hospitals in Region II

Utilization



525,967 (2019)

Total Inpatient Bed Days



1,440 (2019)

Total Daily Inpatients Served



336,972 (2019)

Total Outpatient Visits



140,700 (2019)

Total Emergency Room (ER) Visits



25,792 (2019)

Total Inpatient Discharges



216 (2019)

Average Daily Discharges



Batanes General Hospital



Hospital Profile

Level (2020 Licensed)	1
Classification (2020 Licensed)	GENERAL
Authorized Bed Capacity (Law)	75
Authorized Bed Capacity (2020 Licensed)	75
Implementing Bed Capacity (2019)	50
Hospital Laws/Mandates	RA 8454 (1997)

Statistics (2019)

Bed Occupancy Rate	22.24%
Inpatient Bed Days	6,087
Average Daily Inpatients Served	16
Average Daily Discharges	5
Outpatient Visits	15,001
Emergency Room (ER) Visits	2,206

Performance Indicators

Scorecard Rating	3.78 (S)
IHOMP Rating	90/100



"I will
because
I CARE."



Scan to visit website



Contact Us

Basco, Batanes, Philippines

939-936-5069

bataneshospital@gmail.com

Batanes General Hospital



Region II- Cagayan Valley



Cagayan Valley Medical Center



Hospital Profile

Level (2020 Licensed)	3
Classification (2020 Licensed)	GENERAL
Authorized Bed Capacity (Law)	500
Authorized Bed Capacity (2020 Licensed)	500
Implementing Bed Capacity (2019)	900
Hospital Laws/Mandates	RA 6782 (1989), RA 8599 (1998)

Statistics (2019)

Bed Occupancy Rate	159.44%
Inpatient Bed Days	290,994
Average Daily Inpatients Served	797
Average Daily Discharges	113
Outpatient Visits	121,368
Emergency Room (ER) Visits	65,147

Performance Indicators

Scorecard Rating	3.56 (S)
IHOMP Rating	98/100



GLENN MATHEW G. BAGAO, MD, MHA,
MSN, FPSMS, FPCHA
Medical Center Chief II



"CVMC:
Quality
care, close
to you!"



Scan to visit website



Contact Us

Pan-Philippine Hwy, Carig Regional Center,
Tuguegarao, Cagayan, Philippines

(078) 302-0000

cvmcr2@gmail.com

Cagayan Valley Medical Center



Region II- Cagayan Valley



Southern Isabela Medical Center



JOSE ILDEFONSO B. COSTALES, JR., MD, MHA,
CESE, FICS
Medical Center Chief II

Hospital Profile

Level (2020 Licensed)	3
Classification (2020 Licensed)	GENERAL
Authorized Bed Capacity (Law)	350
Authorized Bed Capacity (2020 Licensed)	350
Implementing Bed Capacity (2019)	339
Hospital Laws/Mandates	RA 3138 (1961), RA 8338 (1997), RA 11082 (2018)

Statistics (2019)

Bed Occupancy Rate	102.91%
Inpatient Bed Days	131,469
Average Daily Inpatients Served	360
Average Daily Discharges	43
Outpatient Visits	89,843
Emergency Room (ER) Visits	24,501

Performance Indicators

Scorecard Rating	3.78 (S)
IHOMP Rating	97.5/100



"SIMC
Beyond
Better"



Scan to visit website



Contact Us

Zamora St, Santiago, 3311 Isabela, Philippines

(078) 682-2029, 682-7687, 078-305-0459

sigh_coh@yahoo.com

Southern Isabela Medical Center

Formerly Southern Isabela General Hospital



Region II- Cagayan Valley



Region II Trauma and Medical Center



NAPOLEON A. OBAÑA, MD, MHA, CESO,
 FPCHA, FICS, FPSMSI
 Medical Center Chief II

Hospital Profile

Level (2020 Licensed)	3
Classification (2020 Licensed)	GENERAL
Authorized Bed Capacity (Law)	500
Authorized Bed Capacity (2020 Licensed)	306
Implementing Bed Capacity (2019)	306
Hospital Laws/Mandates	PD 306 (1972), PP 1220 (1974), RA 11081 (2018)

Statistics (2019)

Bed Occupancy Rate	87.22%
Inpatient Bed Days	97,417
Average Daily Inpatients Served	267
Average Daily Discharges	55
Outpatient Visits	110,760
Emergency Room (ER) Visits	48,846

Performance Indicators

Scorecard Rating	3.67 (S)
IHOMP Rating	96.5/100



"Serbisyong
pangkalusugan
handang
manilbihan"



Scan to visit website



Region II Trauma and Medical Center



Contact Us

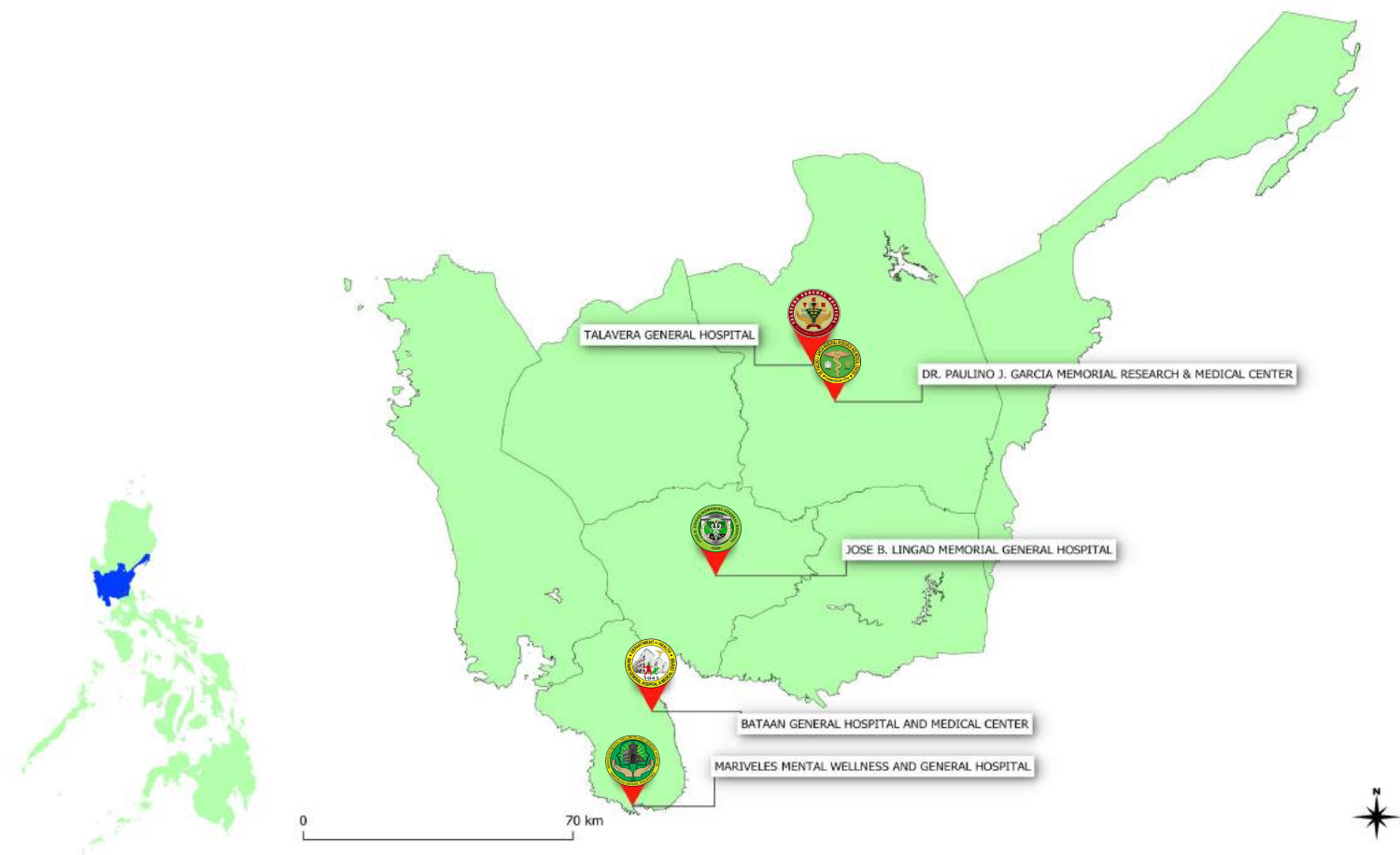
AH26, Bayombong, 3700 Nueva Vizcaya,
Philippines

(078) 805-3560
napydel@yahoo.com

Formerly Veterans Regional Hospital

Region II- Cagayan Valley

Distribution of DOH hospitals in Region III

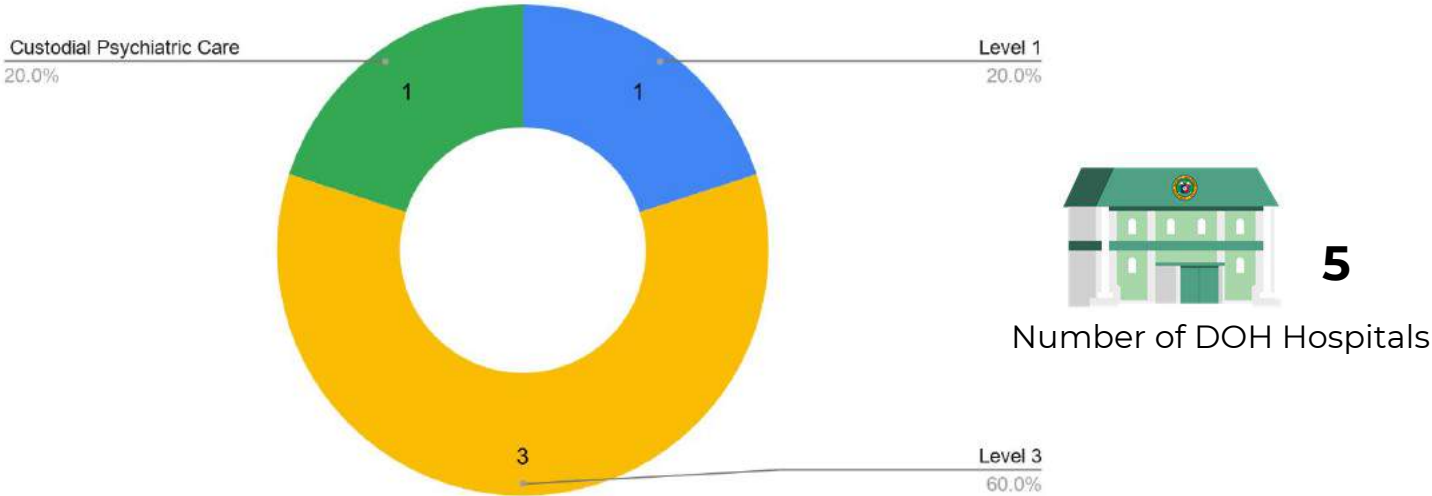


Region III Hospitals



Profile of DOH hospitals in Region III

Service capability and capacity



1,414 (2020)

Total Authorized Bed Capacity (by LTO)



2,131 (2019)

Total Implementing Bed Capacity

Profile of DOH hospitals in Region III

Utilization



891,682 (2019)

Total Inpatient Bed Days



2,441 (2019)

Total Daily Inpatients Served



590,692 (2019)

Total Outpatient Visits



249,715 (2019)

Total Emergency Room (ER) Visits



87,643 (2019)

Total Inpatient Discharges



240 (2019)

Average Daily Discharges



Bataan General Hospital and Medical Center



GLORY V. BALTAZAR, MD, MPH, MHA, CESE
Medical Center Chief II

Hospital Profile

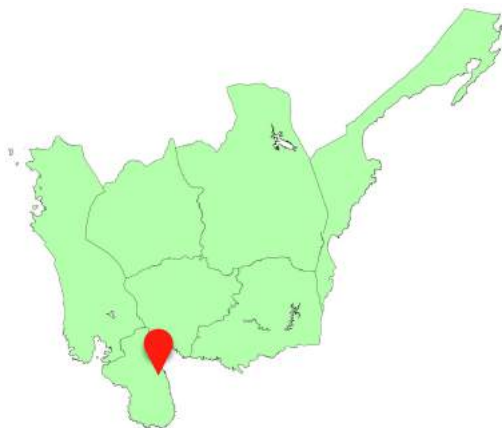
Level (2020 Licensed)	3
Classification (2020 Licensed)	GENERAL
Authorized Bed Capacity (Law)	500
Authorized Bed Capacity (2020 Licensed)	264
Implementing Bed Capacity (2019)	400
Hospital Laws/Mandates	RA 8561 (1997), RA 11107 (2018)

Statistics (2019)

Bed Occupancy Rate	169.83%
Inpatient Bed Days	163,645
Average Daily Inpatients Served	448
Average Daily Discharges	103
Outpatient Visits	162,711
Emergency Room (ER) Visits	47,583

Performance Indicators

Scorecard Rating	4.33 (VS)
IHOMP Rating	100/100



"Leading and
trusted in
healthcare."



Scan to visit website



Contact Us

Manahan St, Tenejero Balanga City, 2100
Bataan

(047) 237-1274, 237-1275 (TL), 237-9771
bataanghmc2020@gmail.com

Bataan General Hospital and Medical Center

Formerly Bataan Provincial Hospital

Region III-Central Luzon





Dr. Paulino J. Garcia Memorial Research and Medical Center



HUBERTO F. LAPUZ, MD, MHA, FICS, FPCHA,
CEO VI
Medical Center Chief II

Hospital Profile

Level (2020 Licensed)	3
Classification (2020 Licensed)	GENERAL
Authorized Bed Capacity (Law)	400
Authorized Bed Capacity (2020 Licensed)	400
Implementing Bed Capacity (2019)	533
Hospital Laws/Mandates	RA 6325 (1971), RA 8527 (1998)

Statistics (2019)

Bed Occupancy Rate	138.22%
Inpatient Bed Days	201,799
Average Daily Inpatients Served	552
Average Daily Discharges	94
Outpatient Visits	148,393
Emergency Room (ER) Visits	78,524

Performance Indicators

Scorecard Rating	4.33 (VS)
IHOMP Rating	88/100



"Serbisyong
Inyong
Maaasahan"



Scan to visit website



Contact Us

Mabini Street, Brgy. Quezon Dist., Cabanatuan
City, 3100 Nueva Ecija, Philippines

(044)-463-8888
dr_hubertolapuz@yahoo.com

Dr. Paulino J. Garcia Memorial Research and Medical Center

Region III-Central Luzon





Jose B. Lingad Memorial General Hospital



MONSERRAT S. CHICHIOCO, MD, MBAH, CHA,
FPSP, FPCHA
Medical Center Chief II

Hospital Profile

Level (2020 Licensed)	3
Classification (2020 Licensed)	GENERAL
Authorized Bed Capacity (Law)	1,000
Authorized Bed Capacity (2020 Licensed)	250
Implementing Bed Capacity (2019)	500
Hospital Laws/Mandates	RA 4098 (1964), RA 6780 (1989), RA 10355 (2012), RA 11359 (2019)

Statistics (2019)

Bed Occupancy Rate	305.70%
Inpatient Bed Days	278,952
Average Daily Inpatients Served	764
Average Daily Discharges	127
Outpatient Visits	249,777
Emergency Room (ER) Visits	86,339

Performance Indicators

Scorecard Rating	3.89 (S)
IHOMP Rating	97/100



Sa JBLMGH,
"Serbisyong
may Lingap,
Husay at
Malasakit"



Scan to visit website



Contact Us

2000 MacArthur Highway, San Fernando,
Pampanga, Philippines

(045) 961-3544 / 409-6688 loc 134
chie_jblmgh@yahoo.com

Jose B. Lingad Memorial General Hospital

Region III-Central Luzon





Mariveles Mental Wellness and General Hospital



MARIA LOURDES L. EVANGELISTA, MD, FPPA
Chief of Hospital II

Hospital Profile

Level (2020 Licensed)	N/A
Classification (2020 Licensed)	CUSTODIAL PSYCHIATRIC CARE
Authorized Bed Capacity (Law)	700-Bed Psychiatric; 100-Bed General
Authorized Bed Capacity (2020 Licensed)	500
Implementing Bed Capacity (2019)	595
Hospital Laws/Mandates	Resolution No. 95-07 of Oversight Committee on RA 7160 (1995), RA 11288 (2019)

Statistics (2019)

Bed Occupancy Rate	123.46%
Inpatient Bed Days	225,322
Average Daily Inpatients Served	617
Average Daily Discharges	4
Outpatient Visits	7,500
Emergency Room (ER) Visits	N/A

Performance Indicators

Scorecard Rating	3.86 (S)
IHOMP Rating	90/100



**"#BastaWellness
Mariveles"**



Scan to visit website



Contact Us

P. Monroe St, Poblacion, Mariveles, 2105
Bataan, Philippines

(047) 633-9006
mail@mmh.gov.ph

Mariveles Mental Wellness and General Hospital

Formerly Mariveles Mental Hospital

Region III-Central Luzon





Talavera General Hospital



MA. ISABEL S. GALLARDO, MD, MHA, FICS,
FPCHA
Medical Center Chief I

Hospital Profile

Level (2020 Licensed)	1
Classification (2020 Licensed)	GENERAL
Authorized Bed Capacity (Law)	100
Authorized Bed Capacity (2020 Licensed)	50
Implementing Bed Capacity (2019)	103
Hospital Laws/Mandates	BP BLG. 396 (1983), RA 8527 (1998), RA 11085 (2018)

Statistics (2019)

Bed Occupancy Rate	120.35%
Inpatient Bed Days	21,964
Average Daily Inpatients Served	60
Average Daily Discharges	16
Outpatient Visits	22,311
Emergency Room (ER) Visits	37,269

Performance Indicators

Scorecard Rating	3.44 (S)
IHOMP Rating	87/100



"Taos pusong
serbisyo,
Gagampanan,
Handog sa
mamamayan"



Scan to visit website



Contact Us

Pan-Philippine Hwy, Talavera, Nueva Ecija,
Philippines

((044) 940-7726

talaverageneralhospital@gmail.com

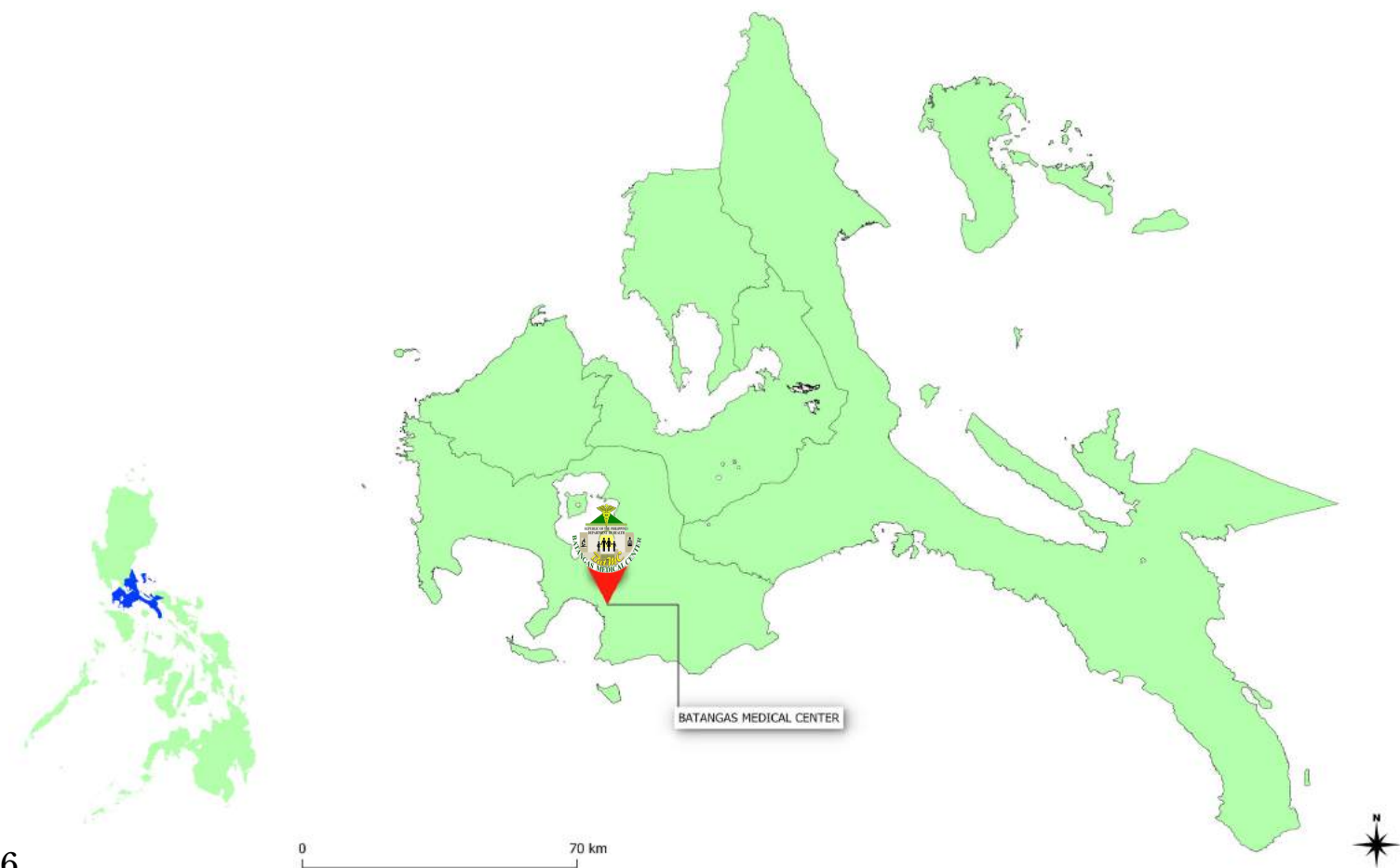
Talavera General Hospital



*Formerly Dr. Paulino J. Garcia Memorial Research &
Medical Center Extension Hospital*

Region III-Central Luzon

Distribution of DOH hospital in Region IV-A




Region IV-A (CALABARZON) Hospital



Profile of DOH hospital in Region IV-A

Service capability and capacity



1

Number of DOH Hospital

Level 3
100.0%



400 (2020)

Total Authorized Bed Capacity (by LTO)



500 (2019)

Total Implementing Bed Capacity

Profile of DOH hospital in Region IV-A

Utilization



219,235 (2019)

Total Inpatient Bed Days



600 (2019)

Total Daily Inpatients Served



150,621 (2019)

Total Outpatient Visits



66,720 (2019)

Total Emergency Room (ER) Visits



37,442 (2019)

Total Inpatient Discharges



103 (2019)

Average Daily Discharges



Batangas Medical Center



RAMONCITO C. MAGNAYE, MD, FPCS, FPSGS,
MHA, FACS
Medical Center Chief II

Hospital Profile

Level (2020 Licensed)	3
Classification (2020 Licensed)	GENERAL
Authorized Bed Capacity (Law)	1,000
Authorized Bed Capacity (2020 Licensed)	400
Implementing Bed Capacity (2019)	500
Hospital Laws/Mandates	RA 7532 (1992), RA 9791 (2009), RA 11390 (2019)

Statistics (2019)

Bed Occupancy Rate	150.16%
Inpatient Bed Days	219,235
Average Daily Inpatients Served	600
Average Daily Discharges	103
Outpatient Visits	150,621
Emergency Room (ER) Visits	66,720

Performance Indicators

Scorecard Rating	3.78 (S)
IHOMP Rating	97/100



"BatMC:
Teaching,
Leading,
Caring"



Scan to visit website



Contact Us

Bihi Road, Kumintang Ibaba, Batangas City,
4200 Philippines

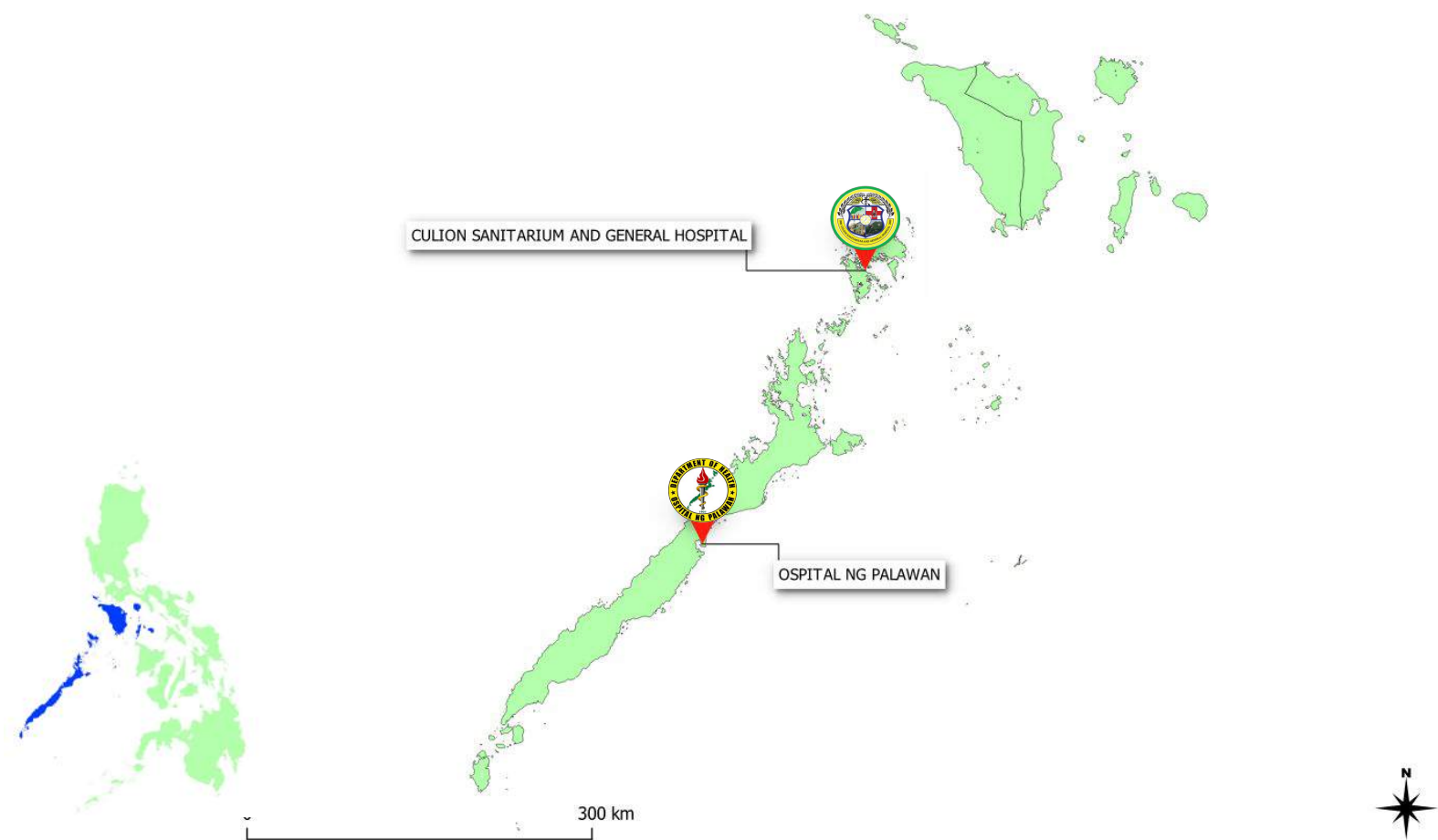
(043) 740-8303 to 07 local 1120, +639258122862
mcc@batmc.doh.gov.ph

Batangas Medical Center



Region IV-A (CALABARZON)

Distribution of DOH hospitals in Region IV-B




Region IV-B (MIMAROPA)

Hospitals



Profile of DOH hospitals in Region IV-B

Service capability and capacity



2

Number of DOH Hospitals



200 (2020)

Total Authorized Bed Capacity (by LTO)



400 (2019)

Total Implementing Bed Capacity

Profile of DOH hospitals in Region IV-B

Utilization



108,910 (2019)

Total Inpatient Bed Days



297 (2019)

Total Daily Inpatients Served



60,799 (2019)

Total Outpatient Visits



55,199 (2019)

Total Emergency Room (ER) Visits



21,084 (2019)

Total Inpatient Discharges




58 (2019)

Average Daily Discharges



Culion Sanitarium and General Hospital



ARTURO C. CUNANAN JR. MD, MPH, CESE,
 FPLS, PhD.
 Medical Center Chief I

Hospital Profile

Level (2020 Licensed)	1
Classification (2020 Licensed)	GENERAL
Authorized Bed Capacity (Law)	100
Authorized Bed Capacity (2020 Licensed)	100 beds-General, 100 beds-Sanitarium
Implementing Bed Capacity (2019)	100
Hospital Laws/Mandates	EO 35 (1954), RA 9790 (2009)

Statistics (2019)

Bed Occupancy Rate	75.80%
Inpatient Bed Days	27,668
Average Daily Inpatients Served	75
Average Daily Discharges	16
Outpatient Visits	21,768
Emergency Room (ER) Visits	9,049

Performance Indicators

Scorecard Rating	3.56 (S)
IHOMP Rating	87.5/100



*"We serve,
We care,
We excel.
The future
is exciting."*



Scan to visit website



Culion Sanitarium and General Hospital



Contact Us

Culion, Palawan, Philippines

(048) 433-7743, 759-3956 to 12
doh_culsan@yahoo.com.ph

Region IV-B (MIMAROPA)



Ospital ng Palawan



Hospital Profile

Level (2020 Licensed)	1
Classification (2020 Licensed)	GENERAL
Authorized Bed Capacity (Law)	150
Authorized Bed Capacity (2020 Licensed)	100
Implementing Bed Capacity (2019)	300
Hospital Laws/Mandates	RA 7413 (1992), RA 8549 (1999)

Statistics (2019)

Bed Occupancy Rate	222.58%
Inpatient Bed Days	81,242
Average Daily Inpatients Served	222
Average Daily Discharges	41
Outpatient Visits	39,031
Emergency Room (ER) Visits	46,150

Performance Indicators

Scorecard Rating	3.11 (S)
IHOMP Rating	81.2/100



MELECIO N. DY, MD, MPH, CESE
Medical Center Chief I



Scan to visit website



Contact Us

220, Malvar Street, Puerto, Princesa, 5300
Palawan, Philippines

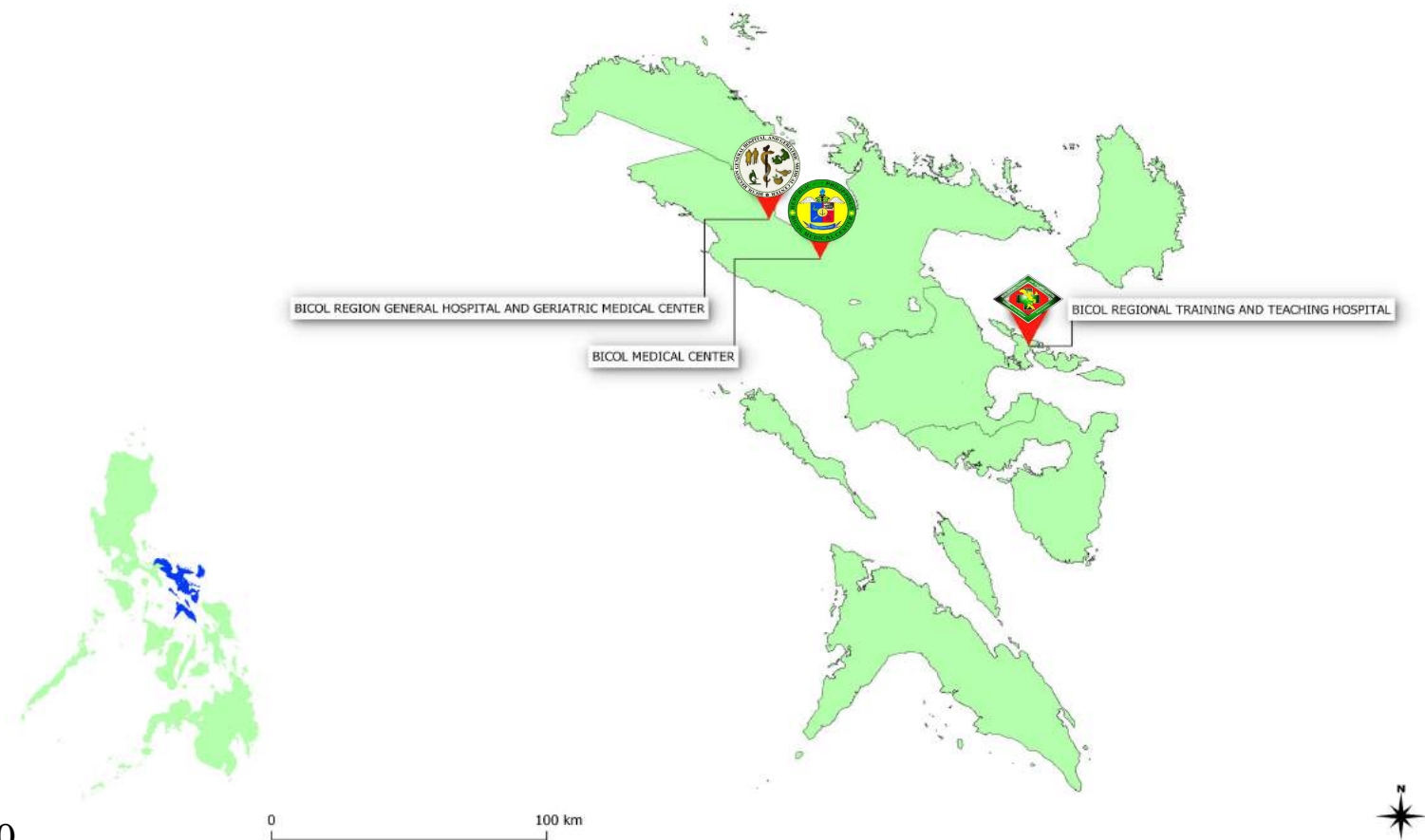
(048) 434-2148
ospital.palawan@yahoo.com

Ospital ng Palawan



Region IV-B (MIMAROPA)

Distribution of DOH hospitals in Region V

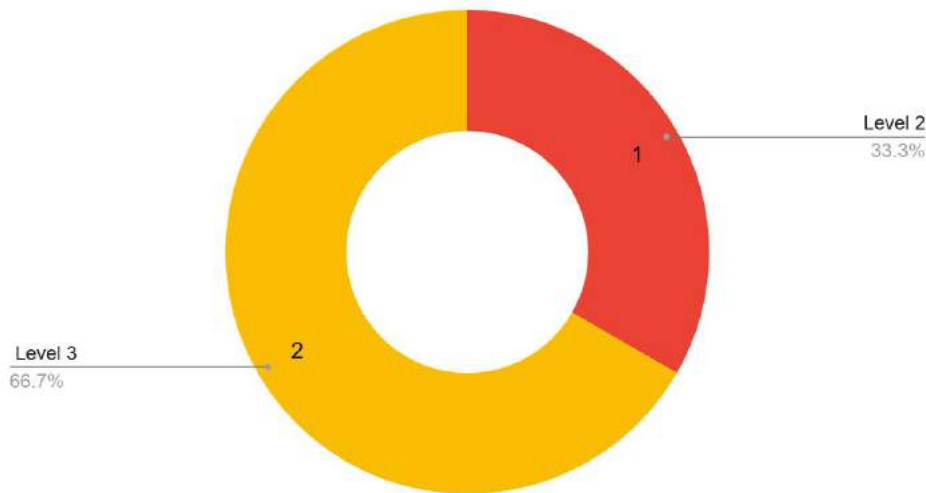


Region V Hospitals



Profile of DOH hospitals in Region V

Service capability and capacity



3

Number of DOH Hospitals



900 (2020)

Total Authorized Bed Capacity (by LTO)



860 (2019)

Total Implementing Bed Capacity

Profile of DOH hospitals in Region V

Utilization



608,667 (2019)

Total Inpatient Bed Days



1,667 (2019)

Total Daily Inpatients Served



338,232 (2019)

Total Outpatient Visits



174,043 (2019)

Total Emergency Room (ER) Visits



48,991 (2019)

Total Inpatient Discharges



136 (2019)

Average Daily Discharges



Bicol Medical Center



FRANCISCO D.J. SALES III, MD, MHA,
FPCS, FACS, FPSGS, FPSTS
Medical Center Chief II

Hospital Profile

Level (2020 Licensed)	3
Classification (2020 Licensed)	GENERAL
Authorized Bed Capacity (Law)	1,000
Authorized Bed Capacity (2020 Licensed)	450
Implementing Bed Capacity (2019)	510
Hospital Laws/Mandates	EO 851 (1984), RA 7454 (1992), RA 8053 (1995), RA 11478 (2020)

Statistics (2019)

Bed Occupancy Rate	216.47%
Inpatient Bed Days	355,556
Average Daily Inpatients Served	974
Average Daily Discharges	120
Outpatient Visits	151,933
Emergency Room (ER) Visits	78,726

Performance Indicators

Scorecard Rating	3.33 (S)
IHOMP Rating	94/100



"Your
Health,
Our
Mission."



Scan to visit website



Contact Us

BMC Rd., Concepcion Pequeña, Naga City,
Camarines Sur 4400, Philippines

INFORMATION (054) 472-6125

HEMS 0927-357-9967

bmc.doh.gov.ph

bmc.nagacity@gmail.com

Bicol Medical Center



Region V - Bicol



**Bicol Region General
Hospital and Geriatric
Medical Center**



Hospital Profile


Level (2020 Licensed)	2
Classification (2020 Licensed)	GENERAL
Authorized Bed Capacity (Law)	200
Authorized Bed Capacity (2020 Licensed)	200
Implementing Bed Capacity (2019)	50
Hospital Laws/Mandates	PCA 1711 (1929), RA 11108 (2018)

Statistics (2019)

Bed Occupancy Rate	34.59%
Inpatient Bed Days	25,248
Average Daily Inpatients Served	69
Average Daily Discharges	16
Outpatient Visits	56,798
Emergency Room (ER) Visits	10,079

Performance Indicators

Scorecard Rating	3.11 (S)
IHOMP Rating	99/100



EDGARDO R. SARMIENTO, MD, DPBO,
MPA-HEDM, CEO VI
Medical Center Chief I



Scan to visit website



Bicol Region General Hospital and Geriatric Medical Center

Formerly Bicol Sanitarium

Region V - Bicol



Contact Us

Cabusao, Camarines Sur, Philippines

(054) 473-2244 (054) 472-4422

brghmc@gmail.com / bicolsan@yahoo.com



Bicol Regional Training and Teaching Hospital



SALVACION S. MACINAS, MD, DPPS, FPSMS
 OIC-Medical Center Chief II

Hospital Profile

Level (2020 Licensed)	3
Classification (2020 Licensed)	GENERAL
Authorized Bed Capacity (Law)	250
Authorized Bed Capacity (2020 Licensed)	250
Implementing Bed Capacity (2019)	300
Hospital Laws/Mandates	RA 7454 (1992), RA 8051 (1995)

Statistics (2019)

Bed Occupancy Rate	249.71%
Inpatient Bed Days	227,863
Average Daily Inpatients Served	624
Average Daily Discharges	40
Outpatient Visits	129,501
Emergency Room (ER) Visits	85,228

Performance Indicators

Scorecard Rating	4.11 (VS)
IHOMP Rating	91.5/100



"BRTTH
Cares"



Scan to visit website



Contact Us

Legazpi City, Albay, Philippines

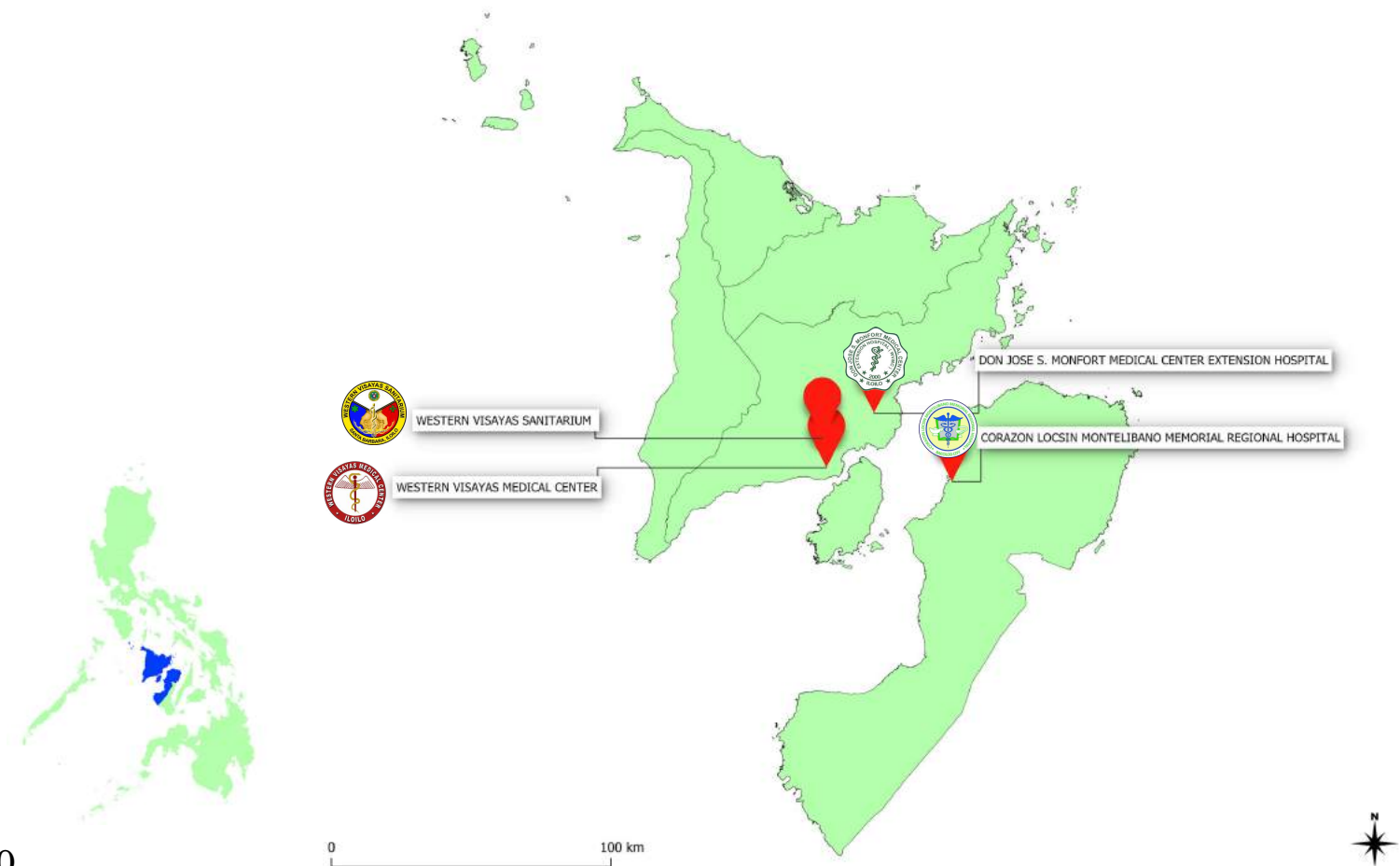
(052) 732-55-55

brth_cares@yahoo.com

**Bicol
Regional
Training
and
Teaching
Hospital**
Region V - Bicol



Distribution of DOH hospitals in Region VI

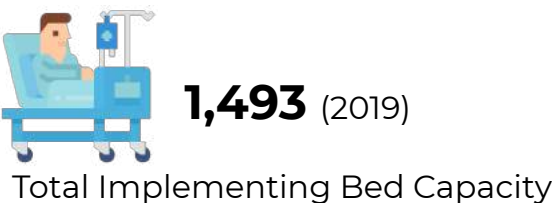
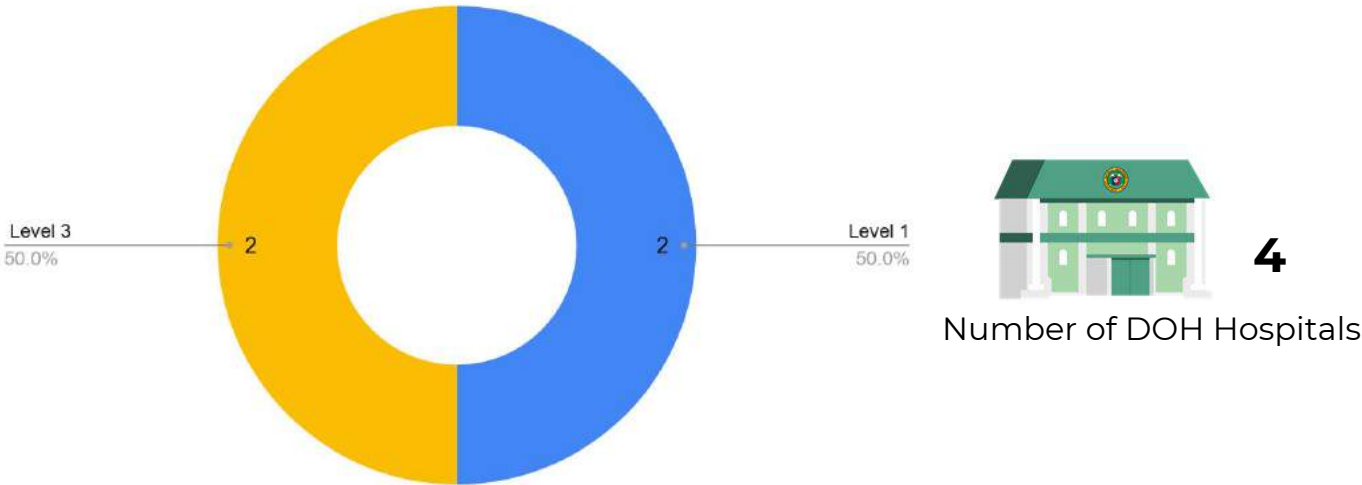


Region VI Hospitals



Profile of DOH hospitals in Region VI

Service capability and capacity



Profile of DOH hospitals in Region VI

Utilization



542,571 (2019)

Total Inpatient Bed Days



1,485 (2019)

Total Daily Inpatients Served



489,159 (2019)

Total Outpatient Visits



178,618 (2019)

Total Emergency Room (ER) Visits



85,456 (2019)

Total Inpatient Discharges



234 (2019)

Average Daily Discharges



Corazon Locsin Montelibano Memorial Regional Hospital



JULIUS M. DRILON, MD
Medical Center Chief II

Hospital Profile

Level (2020 Licensed)	3
Classification (2020 Licensed)	GENERAL
Authorized Bed Capacity (Law)	1,000
Authorized Bed Capacity (2020 Licensed)	400
Implementing Bed Capacity (2019)	767
Hospital Laws/Mandates	BP 118 (1981), BP 825 (1984), RA 11441 (2019)

Statistics (2019)

Bed Occupancy Rate	151.82%
Inpatient Bed Days	221,654
Average Daily Inpatients Served	607
Average Daily Discharges	105
Outpatient Visits	99,235
Emergency Room (ER) Visits	81,283

Performance Indicators

Scorecard Rating	4.00 (VS)
IHOMP Rating	95/100



"Serbisyo
Mula Sa
Puso"



Scan to visit website



Corazon Locsin Montelibano Memorial Regional Hospital



Contact Us

Lacson St, Bacolod, 6100 Negros Occidental,
Philippines

(034) 703-1350-56 or 431-5801 to 13
clmmrh_coh@yahoo.com

Region VI - Western Visayas



Don Jose S. Monfort Medical Center Extension Hospital



Hospital Profile

Level (2020 Licensed)	1
Classification (2020 Licensed)	GENERAL
Authorized Bed Capacity (Law)	50
Authorized Bed Capacity (2020 Licensed)	100
Implementing Bed Capacity (2019)	112
Hospital Laws/Mandates	BP 303 (1982), RA 7264 (1992), RA 8372 (2000)

Statistics (2019)

Bed Occupancy Rate	114.88%
Inpatient Bed Days	41,931
Average Daily Inpatients Served	114
Average Daily Discharges	26
Outpatient Visits	44,554
Emergency Room (ER) Visits	20,228

Performance Indicators

Scorecard Rating	4.33 (VS)
IHOMP Rating	92/100



MARIANO S. HEMBRA, MD, FPPA, MMIP, CESE
Chief of Hospital II



Scan to visit website



Contact Us

Barotac Nuevo - Zarraga Rd, Barotac Nuevo,
5007 Iloilo, Philippines

(033) 336-12008/ (033) 336-12011
djsmmceh@gmail.com

Don Jose S. Monfort Medical Center Extension Hospital

Region VI - Western Visayas





Western Visayas Medical Center



Hospital Profile

Level (2020 Licensed)	3
Classification (2020 Licensed)	GENERAL
Authorized Bed Capacity (Law)	425
Authorized Bed Capacity (2020 Licensed)	400
Implementing Bed Capacity (2019)	539
Hospital Laws/Mandates	BP 825 (1984), RA 7198 (1992)

Statistics (2019)

Bed Occupancy Rate	164.51%
Inpatient Bed Days	240,190
Average Daily Inpatients Served	658
Average Daily Discharges	83
Outpatient Visits	293,060
Emergency Room (ER) Visits	55,010

Performance Indicators

Scorecard Rating	3.89 (S)
IHOMP Rating	91/100



JOSEPH DEAN L. NICOLO, MD, FPCS, FPSGS,
MPA
Medical Center Chief II



**"Trained to
Cure,
Committed
to Care!"**



Scan to visit website



Contact Us

Q. Abeto St, Mandurriao, Iloilo City, 5000 Iloilo,
Philippines

(033) 321-2841 to 50 Loc 134 / 269
wvmciloilo@gmail.com

Western Visayas Medical Center



Region VI - Western Visayas



**Western Visayas
Sanitarium**



Hospital Profile

Level (2020 Licensed)	1
Classification (2020 Licensed)	GENERAL
Authorized Bed Capacity (Law)	300
Authorized Bed Capacity (2020 Licensed)	75
Implementing Bed Capacity (2019)	75
Hospital Laws/Mandates	AC 1917 (1928)

Statistics (2019)

Bed Occupancy Rate	141.72%
Inpatient Bed Days	38,796
Average Daily Inpatients Served	106
Average Daily Discharges	20
Outpatient Visits	52,310
Emergency Room (ER) Visits	22,097

Performance Indicators

Scorecard Rating	3.89 (V.S.)
IHOMP Rating	87/100



JUDY ANN T. DUMAYAS, MD, MPH
Medical Center Chief I



"Our
Commitment...
Your care!"



Scan to visit website



Contact Us

Oton - San Jose-Santa Barbara Rd, Santa
Barbara, Iloilo, Philippines

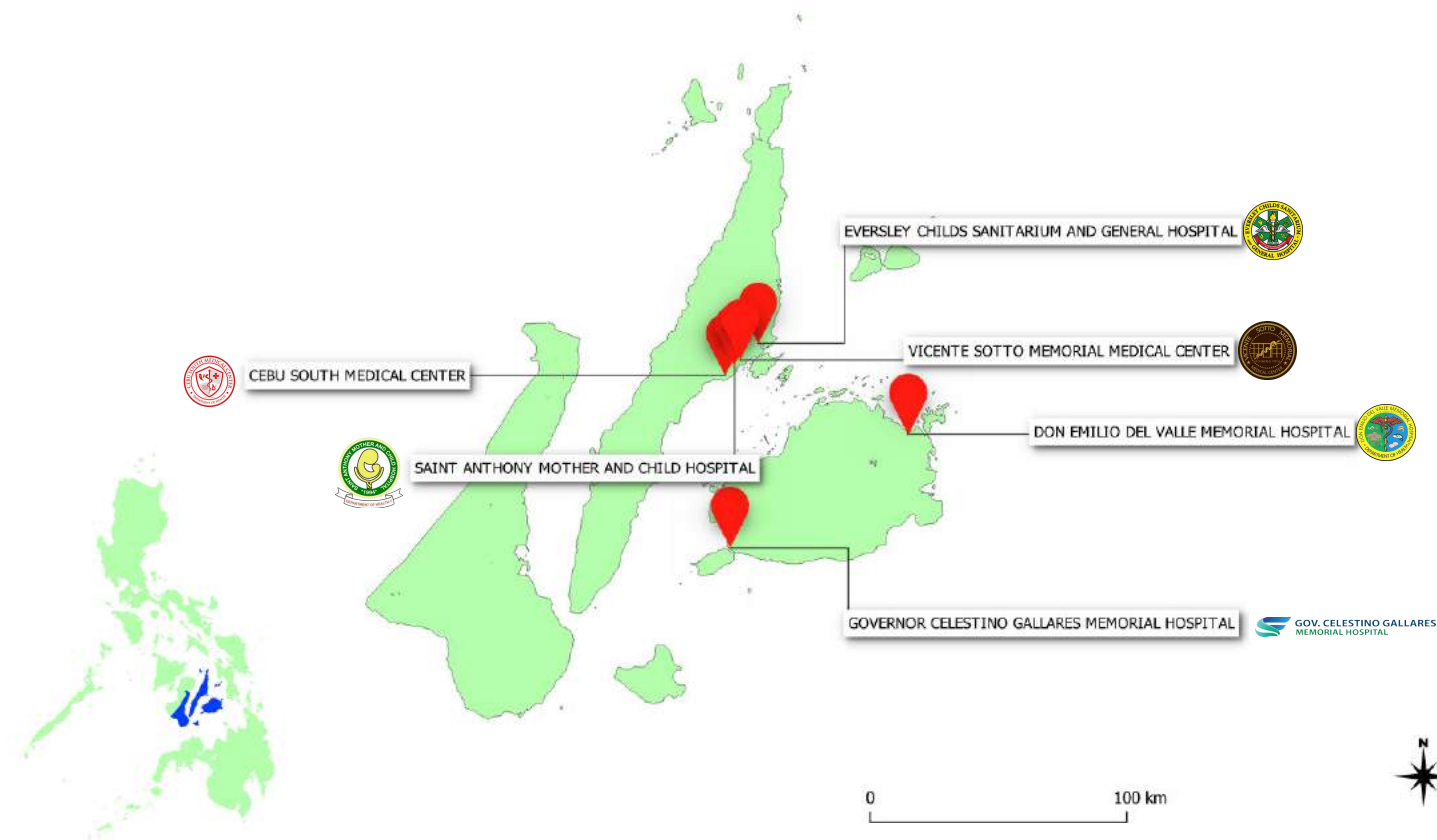
(033) 523-9331; (033) 523-9515
wvsanitarium1927@gmail.com

Western Visayas Sanitarium



Region VI - Western Visayas

Distribution of DOH hospitals in Region VII

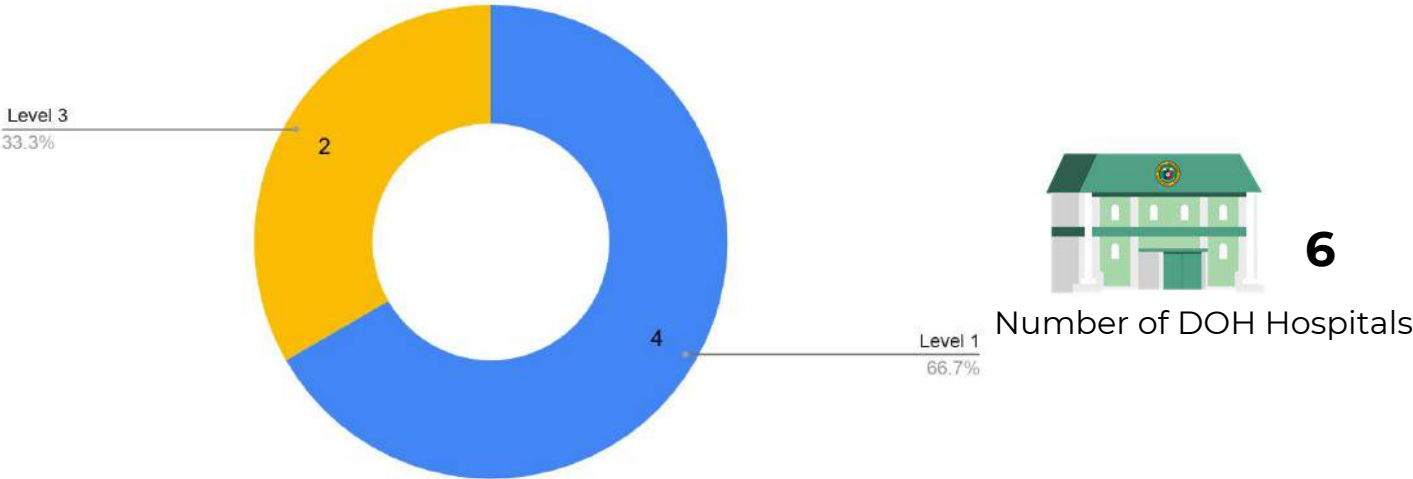


Region VII Hospitals



Profile of DOH hospitals in Region VII

Service capability and capacity



6

Number of DOH Hospitals



1,150 (2020)

Total Authorized Bed Capacity (by LTO)



1,962 (2019)

Total Implementing Bed Capacity

Profile of DOH hospitals in Region VII

Utilization



806,168 (2019)

Total Inpatient Bed Days



2,206 (2019)

Total Daily Inpatients Served



690,840 (2019)

Total Outpatient Visits



204,653 (2019)

Total Emergency Room (ER) Visits



121,047 (2019)

Total Inpatient Discharges



332 (2019)

Average Daily Discharges



Don Emilio del Valle Memorial Hospital



NELSON A. ELLE, MD, DTMPh, MScIH
Chief of Hospital II

Hospital Profile

Level (2020 Licensed)	1
Classification (2020 Licensed)	GENERAL
Authorized Bed Capacity (Law)	300
Authorized Bed Capacity (2020 Licensed)	100
Implementing Bed Capacity (2019)	190
Hospital Laws/Mandates	RA 8693 (1998), RA 11323 (2019)

Statistics (2019)

Bed Occupancy Rate	188.85%
Inpatient Bed Days	68,931
Average Daily Inpatients Served	188
Average Daily Discharges	48
Outpatient Visits	78,720
Emergency Room (ER) Visits	10,730

Performance Indicators

Scorecard Rating	4.33 (VS)
IHOMP Rating	95.5/100



"Quality
service with
limitless
boundaries."



Scan to visit website



Contact Us

Ubay, Bohol, Philippines

(038) 518-8301 / (038) 518-8309

devmh_ubay@yahoo.com

Don Emilio del Valle Memorial Hospital



Region VII - Central Visayas



Eversley Childs Sanitarium and General Hospital



PYTHAGORAS M. ZERNA, MD, DPBS, FPSGS,
FPCS
Medical Center Chief I

Hospital Profile

Level (2020 Licensed)	1
Classification (2020 Licensed)	GENERAL
Authorized Bed Capacity (Law)	200
Authorized Bed Capacity (2020 Licensed)	50
Implementing Bed Capacity (2019)	120
Hospital Laws/Mandates	EO 352 (1930), RA 11273 (2019)

Statistics (2019)

Bed Occupancy Rate	287.14%
Inpatient Bed Days	52,403
Average Daily Inpatients Served	143
Average Daily Discharges	43
Outpatient Visits	46,570
Emergency Room (ER) Visits	27,276

Performance Indicators

Scorecard Rating	4.22 (VS)
IHOMP Rating	81/100



"Healthcare
Beyond
Excellence"



Scan to visit website



Eversley Childs Sanitarium and General Hospital



Contact Us

North Road, Jagobiao, Mandaue City, Cebu,
Philippines

(032) 346-2468
ecschildcv@yahoo.com

Formerly Eversley Childs Sanitarium

Region VII - Central Visayas



Gov. Celestino Gallares Memorial Hospital



MUTYA KISMET T. MACUNO, MD, FPPS,
FPSNB, MDM
Medical Center Chief II

Hospital Profile

Level (2020 Licensed)	3
Classification (2020 Licensed)	GENERAL
Authorized Bed Capacity (Law)	525
Authorized Bed Capacity (2020 Licensed)	200
Implementing Bed Capacity (2019)	250
Hospital Laws/Mandates	BP 317 (1982), RA 7266 (1992), RA 8693 (1998), RA 11324 (2019)

Statistics (2019)

Bed Occupancy Rate	167.54%
Inpatient Bed Days	122,305
Average Daily Inpatients Served	335
Average Daily Discharges	63
Outpatient Visits	109,375
Emergency Room (ER) Visits	30,395

Performance Indicators

Scorecard Rating	3.22 (S)
IHOMP Rating	92.5/100



"So
Gallares,
So Kind.™"



Scan to visit website



Contact Us

53 Miguel Parras St, Tagbilaran City, 6300
Bohol, Philippines

(038) 411-4831, 501-7532, 411-3185
gcgmh_bohol@yahoo.com.ph

Gov. Celestino Gallares Memorial Hospital



Region VII - Central Visayas



St. Anthony Mother and Child Hospital



JUANITO T. TIW, MD, DPPS, MBA-HA
Medical Center Chief II

Hospital Profile

Level (2020 Licensed)	1
Classification (2020 Licensed)	GENERAL
Authorized Bed Capacity (Law)	200
Authorized Bed Capacity (2020 Licensed)	50
Implementing Bed Capacity (2019)	60
Hospital Laws/Mandates	RA 7830 (1994), RA 11189 (2019)

Statistics (2019)

Bed Occupancy Rate	142.27%
Inpatient Bed Days	25,964
Average Daily Inpatients Served	71
Average Daily Discharges	19
Outpatient Visits	44,604
Emergency Room (ER) Visits	20,419

Performance Indicators

Scorecard Rating	4.33 (VS)
IHOMP Rating	87/100



"A Place
Where
Healing
Starts"



Scan to visit website



Contact Us

Cabreros St, Cebu City, 6000 Cebu, Philippines

(032) 261-9989 loc 5205

saintanthonymch@yahoo.com

St. Anthony Mother and Child Hospital



Region VII - Central Visayas



Cebu South Medical Center



Hospital Profile

Level (2020 Licensed)	1
Classification (2020 Licensed)	GENERAL
Authorized Bed Capacity (Law)	100
Authorized Bed Capacity (2020 Licensed)	150
Implementing Bed Capacity (2019)	175
Hospital Laws/Mandates	RA 7799 (1994), RA 11473 (2020)

Statistics (2019)

Bed Occupancy Rate	104.19%
Inpatient Bed Days	57,045
Average Daily Inpatients Served	156
Average Daily Discharges	26
Outpatient Visits	64,337
Emergency Room (ER) Visits	28,986

Performance Indicators

Scorecard Rating	3.78 (S)
IHOMP Rating	94/100



AGUSTIN D. AGOS, JR., MD, FPGS, FPCS,
DODT, PhD-OD, RODC
Medical Center Chief II



"Bringing
Better
Health
Forward"



Scan to visit website



Contact Us

Talisay District Hospital, San Isidro, Talisay,
6045 Lalawigan ng Cebu, Philippines

(032) 273-3226

talisaydistricthospital@gmail.com

Cebu South Medical Center



Region VII - Central Visayas



Vicente Sotto Memorial
Medical Center



GERARDO M. AQUINO, JR., MD, MHA, CEO VI
Medical Center Chief II

Hospital Profile

Level (2020 Licensed)	3
Classification (2020 Licensed)	GENERAL
Authorized Bed Capacity (Law)	1,200
Authorized Bed Capacity (2020 Licensed)	600
Implementing Bed Capacity (2019)	1,165
Hospital Laws/Mandates	RA 2725 (1913), RA 7528 (1992), RA 7588 (1992), RA 8658 (1998), RA 10770 (2016)

Statistics (2019)

Bed Occupancy Rate	218.96%
Inpatient Bed Days	479,520
Average Daily Inpatients Served	1,313
Average Daily Discharges	134
Outpatient Visits	347,234
Emergency Room (ER) Visits	86,847

Performance Indicators

Scorecard Rating	3.89 (S)
IHOMP Rating	100/100



"Quality
Service is our
Pride."

"Kalidad na
Serbisyo
among Garbo"



Scan to visit website



Contact Us

B. Rodriguez St, Cebu City, 6000 Cebu,
Philippines

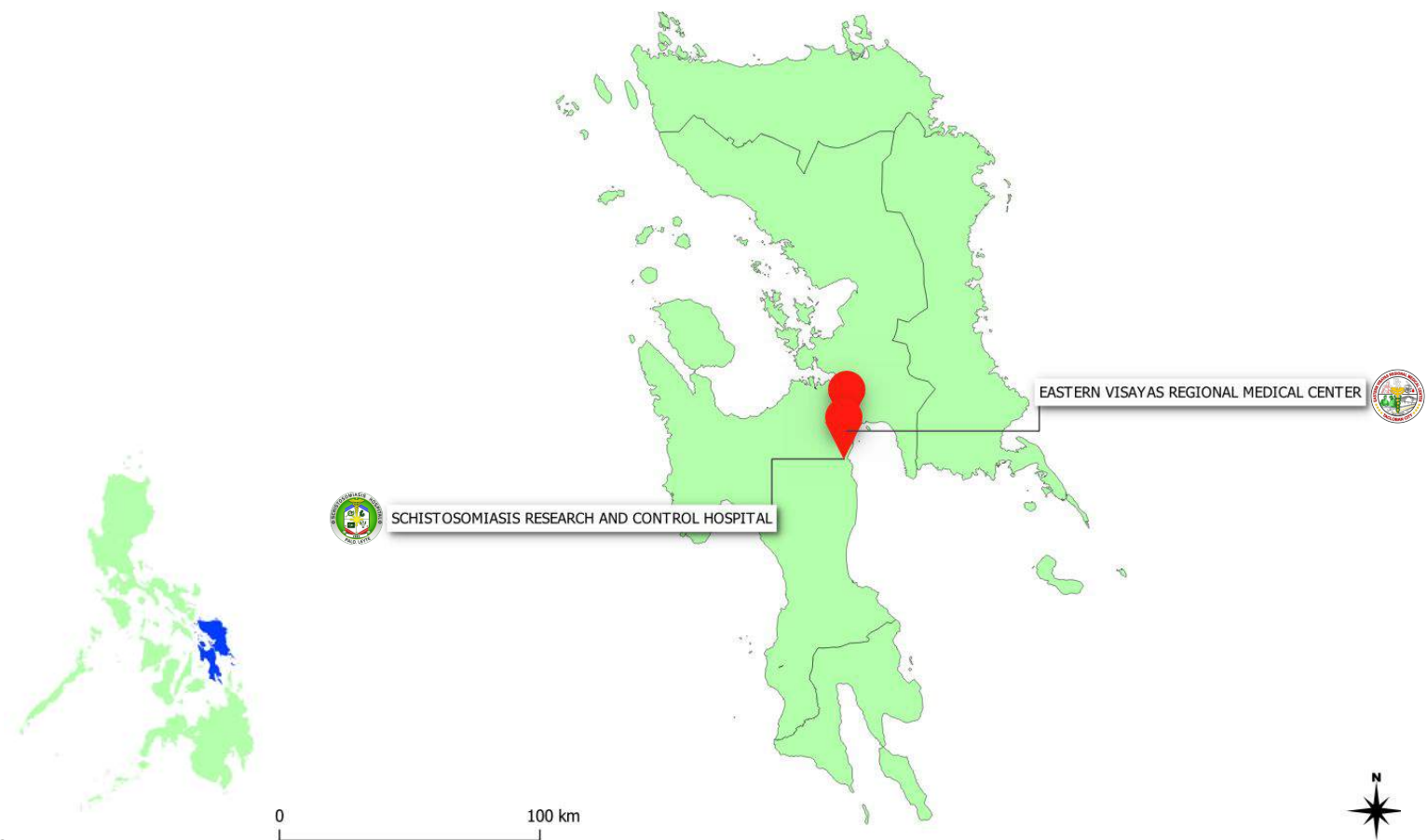
(032) 253-9891 to 99 , (032) 382- 5514
mcc@vsmmc.doh.gov.ph

Vicente Sotto Memorial Medical Center



Region VII - Central Visayas

Distribution of DOH hospitals in Region VIII


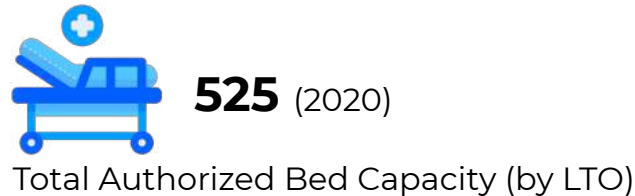
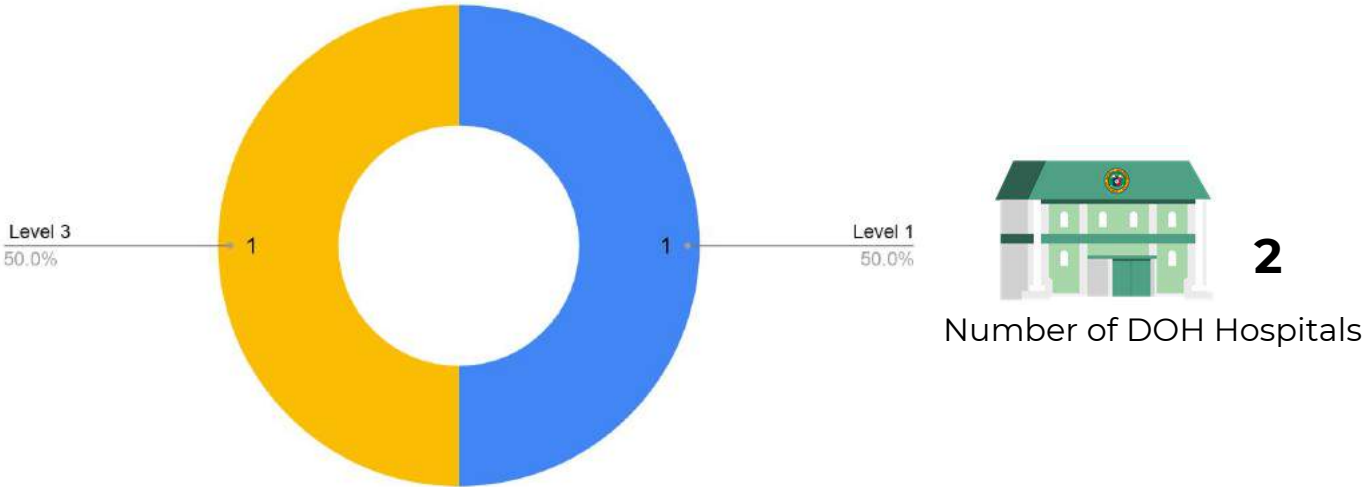


Region VIII Hospitals



Profile of DOH hospitals in Region VIII

Service capability and capacity



Profile of DOH hospitals in Region VIII

Utilization



352,867 (2019)

Total Inpatient Bed Days



966 (2019)

Total Daily Inpatients Served



302,514 (2019)

Total Outpatient Visits



80,262 (2019)

Total Emergency Room (ER) Visits



57,474 (2019)

Total Inpatient Discharges



157 (2019)

Average Daily Discharges



Eastern Visayas Regional Medical Center



Hospital Profile

Level (2020 Licensed)	3
Classification (2020 Licensed)	GENERAL
Authorized Bed Capacity (Law)	500
Authorized Bed Capacity (2020 Licensed)	500
Implementing Bed Capacity (2019)	1,058
Hospital Laws/Mandates	RA 6527 (1972), RA 7289 (1992), RA 9793 (2009)

Statistics (2019)

Bed Occupancy Rate	166.98%
Inpatient Bed Days	304,736
Average Daily Inpatients Served	835
Average Daily Discharges	129
Outpatient Visits	253,733
Emergency Room (ER) Visits	61,344

Performance Indicators

Scorecard Rating	3.11 (S)
IHOMP Rating	89/100



SALVADOR B. EVARDONE, MD., MPH, CESE
Medical Center Chief II



"EVRMC CARES"

Compassionate,
Accessible,
Resilient,
Excellent,
Sensitive



Scan to visit website



Contact Us

Brgy. 93, Bagacay, Tacloban City, Leyte,
Philippines

(053) 832-5309, 0965 6900 868
evrmcmccoffice@gmail.com

Eastern Visayas Regional Medical Center



Region VIII - Eastern Visayas



Schistosomiasis Control and Research Hospital



LYN L. VERONA, MD, MHA
Chief of Hospital II

Hospital Profile

Level (2020 Licensed)	1
Classification (2020 Licensed)	GENERAL
Authorized Bed Capacity (Law)	25
Authorized Bed Capacity (2020 Licensed)	25
Implementing Bed Capacity (2019)	150
Hospital Laws/Mandates	PD 893 (1976), PD 1062 (I-D-Ib) 18.7 (1976)

Statistics (2019)

Bed Occupancy Rate	527.46%
Inpatient Bed Days	48,131
Average Daily Inpatients Served	131
Average Daily Discharges	29
Outpatient Visits	48,781
Emergency Room (ER) Visits	18,918

Performance Indicators

Scorecard Rating	3.78 (S)
IHOMP Rating	88/100



"Quality Service.
Our happiness."

"Serbisyo nga
maupay, amon
kalipay."



Scan to visit website



Contact Us

Barangay Naga-Naga, Palo, Leyte, Philippines

(053) 832-0157

schistosomiasishospital.doh.gov.ph

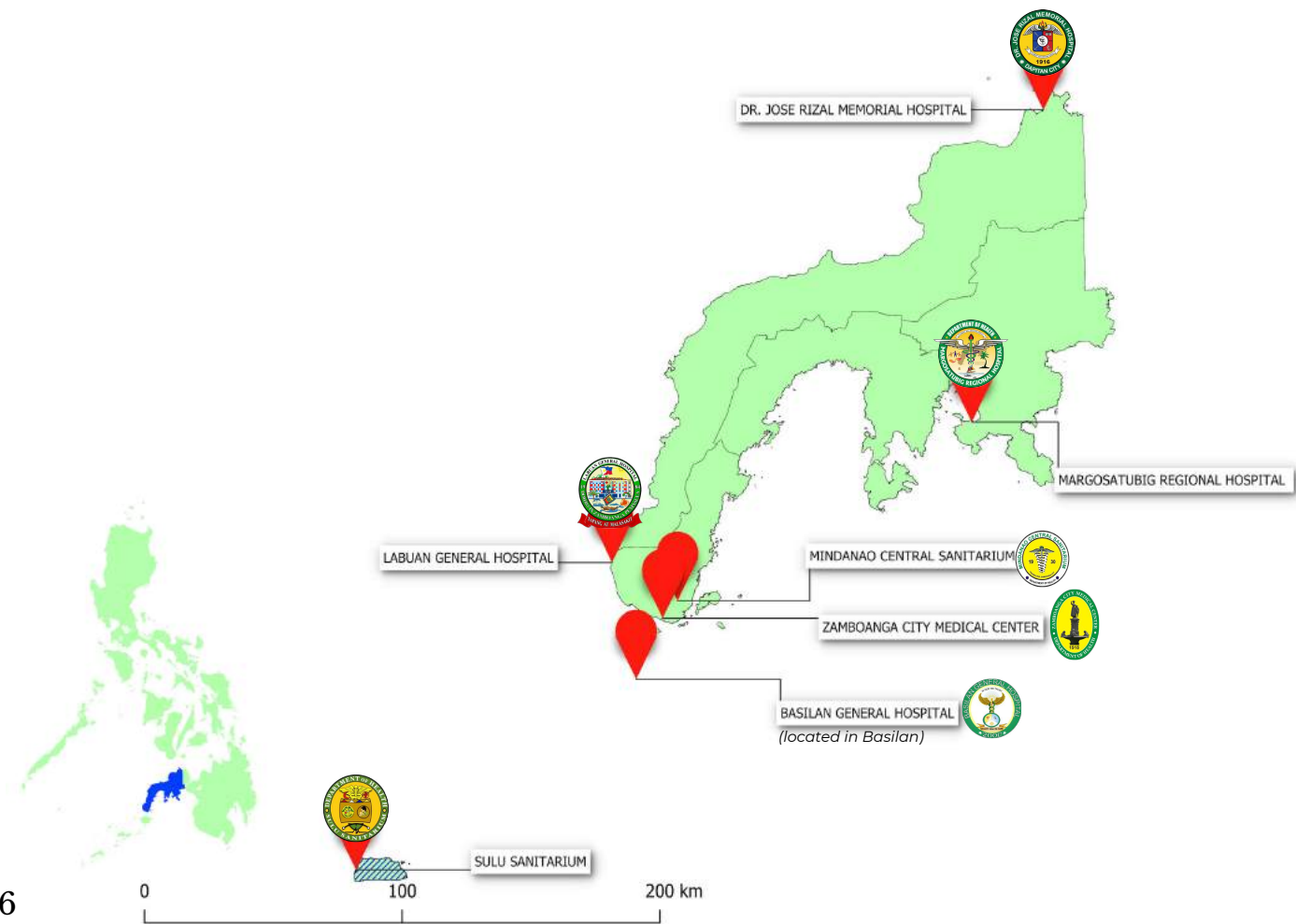
schistosomiasishospital@yahoo.com

Schistosomiasis Control And Research Hospital



Region VIII - Eastern Visayas

Distribution of DOH hospitals in Region IX



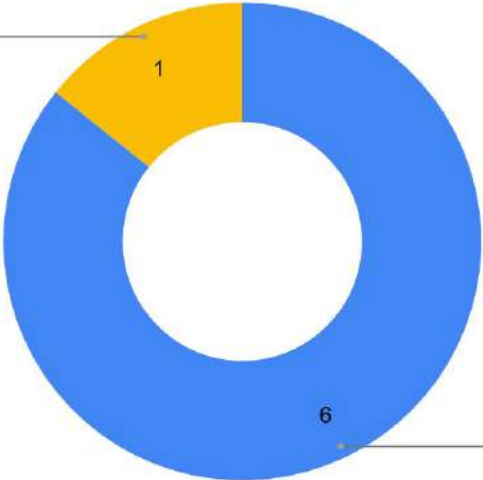
Region IX Hospitals



Profile of DOH hospitals in Region IX

Service capability and capacity

Level 3
14.3%



7

Number of DOH Hospitals



1,172 (2020)

Total Authorized Bed Capacity (by LTO)



944 (2019)

Total Implementing Bed Capacity

Profile of DOH hospitals in Region IX

Utilization



407,541 (2019)

Total Inpatient Bed Days



1,113 (2019)

Total Daily Inpatients Served



386,543 (2019)

Total Outpatient Visits



137,547 (2019)

Total Emergency Room (ER) Visits



43,635 (2019)

Total Inpatient Discharges



120 (2019)

Average Daily Discharges



Basilan General Hospital



SITTI NURUSSAMSI C. AMILASAN, MD, MPH
Medical Center Chief II

Hospital Profile

Level (2020 Licensed)	1
Classification (2020 Licensed)	GENERAL
Authorized Bed Capacity (Law)	100
Authorized Bed Capacity (2020 Licensed)	25
Implementing Bed Capacity (2019)	100
Hospital Laws/Mandates	RA 8543 (1997)

Statistics (2019)

Bed Occupancy Rate	330.32%
Inpatient Bed Days	30,142
Average Daily Inpatients Served	82
Average Daily Discharges	21
Outpatient Visits	18,921
Emergency Room (ER) Visits	3,168

Performance Indicators

Scorecard Rating	4.00 (VS)
IHOMP Rating	96/100



(located in Basilan)

"The Skill To
Heal, The
Spirit To
Care."



Scan to visit website



Contact Us

Km. 2 Binuangan, Isabela City, Basilan,
Philippines

basgen7300@gmail.com

Basilan General Hospital



Region IX - Zamboanga Peninsula



Dr. Jose Rizal Memorial Hospital



MARIA DINNA C. VIRAY-PARIÑAS, MD,
FPAFP, MHA, CSEE
Medical Center Chief I

Hospital Profile

Level (2020 Licensed)	1
Classification (2020 Licensed)	GENERAL
Authorized Bed Capacity (Law)	200
Authorized Bed Capacity (2020 Licensed)	100
Implementing Bed Capacity (2019)	100
Hospital Laws/Mandates	LA 2336 (1916), RA 7160 (1993), RA 8200 (1996)

Statistics (2019)

Bed Occupancy Rate	148.45%
Inpatient Bed Days	48,767
Average Daily Inpatients Served	133
Average Daily Discharges	24
Outpatient Visits	41,969
Emergency Room (ER) Visits	10,676

Performance Indicators

Scorecard Rating	3.78 (S)
IHOMP Rating	100/100



*"Dedicated to
every Juan and
Juana's
Responsive and
Meaningful
Healthcare"*



Scan to visit website



Contact Us

Lawaan, Dapitan City, Philippines

(065) 213-6421

dohdjrmh@gmail.com

Dr. Jose Rizal Memorial Hospital



Region IX - Zamboanga Peninsula



Labuan General Hospital



WALDO M. MANDAI, MD, MPPA, FPSMI,
FPSST
Chief of Hospital II

Hospital Profile

Level (2020 Licensed)	1
Classification (2020 Licensed)	GENERAL
Authorized Bed Capacity (Law)	100
Authorized Bed Capacity (2020 Licensed)	22
Implementing Bed Capacity (2019)	10
Hospital Laws/Mandates	BP 517 (1983), RA 11196 (2019)

Statistics (2019)

Bed Occupancy Rate	168.60%
Inpatient Bed Days	6,154
Average Daily Inpatients Served	17
Average Daily Discharges	5
Outpatient Visits	11,409
Emergency Room (ER) Visits	3,748

Performance Indicators

Scorecard Rating	3.44 (S)
IHOMP Rating	90.5/100



"Tapang,
Malasakit at
Kalingang
Medikal
Inyong
Maaasahan"



Scan to visit website



Contact Us

Zamboanga, 7000 Zamboanga del Sur,
Philippines

(062) 926-0259
lphchdzp@yahoo.com

Labuan General Hospital

Formerly Labuan Public Hospital



Region IX - Zamboanga Peninsula



Margosatubig Regional Hospital



RICHARD B. SISON, MD, MHA, FPCHA, FPSMS
Medical Center Chief II

Hospital Profile

Level (2020 Licensed)	1
Classification (2020 Licensed)	GENERAL
Authorized Bed Capacity (Law)	300
Authorized Bed Capacity (2020 Licensed)	100
Implementing Bed Capacity (2019)	150
Hospital Laws/Mandates	RA 8412 (1997)

Statistics (2019)

Bed Occupancy Rate	210.38%
Inpatient Bed Days	76,790
Average Daily Inpatients Served	210
Average Daily Discharges	49
Outpatient Visits	41,029
Emergency Room (ER) Visits	7,722

Performance Indicators

Scorecard Rating	3.44 (S)
IHOMP Rating	94.5/100



"MRH:
Hospital ng
Tao,
Para sa Tao,
Makatao"



Scan to visit website



Margosatubig Regional Hospital



Contact Us

F. Nightingale St, Margosatubig, 7035
Zamboanga del Sur, Philippines

(062) 211-5634
mrh_gov@yahoo.com.ph

Region IX - Zamboanga Peninsula



Mindanao Central Sanitarium



HANNAH M. ROJAS-TURCO, M.D., FPOGS, FICS,
DIH
Medical Center Chief II

Hospital Profile

Level (2020 Licensed)	1
Classification (2020 Licensed)	GENERAL
Authorized Bed Capacity (Law)	200
Authorized Bed Capacity (2020 Licensed)	450
Implementing Bed Capacity (2019)	50
Hospital Laws/Mandates	EO 392 (1930), RA 11087 (2018), RA 11325 (2019)

Statistics (2019)

Bed Occupancy Rate	13.65%
Inpatient Bed Days	22,413
Average Daily Inpatients Served	61
Average Daily Discharges	11
Outpatient Visits	46,198
Emergency Room (ER) Visits	20,388

Performance Indicators

Scorecard Rating	4.33 (VS)
IHOMP Rating	100/100



"We protect,
we heal,
we care."



Scan to visit website



Contact Us

Pasobolong, Zamboanga City, Philippines

(062)957-1494

mcschdzp@yahoo.com

Mindanao Central Sanitarium



Region IX - Zamboanga Peninsula



Sulu Sanitarium



DR. AMINKADRA A. MAJID, DPPS, FPSMS,
MPA
Chief of Hospital II

Hospital Profile

Level (2020 Licensed)	1
Classification (2020 Licensed)	GENERAL
Authorized Bed Capacity (Law)	120
Authorized Bed Capacity (2020 Licensed)	75
Implementing Bed Capacity (2019)	50
Hospital Laws/Mandates	RA 753 (1952)

Statistics (2019)

Bed Occupancy Rate	51.44%
Inpatient Bed Days	14,082
Average Daily Inpatients Served	38
Average Daily Discharges	9
Outpatient Visits	9,015
Emergency Room (ER) Visits	6,098

Performance Indicators

Scorecard Rating	4.44 (VS)
IHOMP Rating	83/100



*"One Family,
One People,
One Service,
One Sulu
Sanitarium"*



Scan to visit website



Contact Us

Sulu Sanitarium, Jolo, Sulu, Philippines

(068) 846-0047

sulusanitarium@gmail.com

Sulu Sanitarium



Region IX - Zamboanga Peninsula



Zamboanga City Medical Center



AFDAL B. KUNTING, MD, MPH, FPCP
 Medical Center Chief II

Hospital Profile

Level (2020 Licensed)	3
Classification (2020 Licensed)	GENERAL
Authorized Bed Capacity (Law)	800
Authorized Bed Capacity (2020 Licensed)	400
Implementing Bed Capacity (2019)	484
Hospital Laws/Mandates	RA 7272 (1992), RA 10613 (2013), RA 11087 (2018)

Statistics (2019)

Bed Occupancy Rate	143.28%
Inpatient Bed Days	209,193
Average Daily Inpatients Served	573
Average Daily Discharges	44
Outpatient Visits	226,544
Emergency Room (ER) Visits	85,747

Performance Indicators

Scorecard Rating	3.78 (S)
IHOMP Rating	100/100



Scan to visit website



Contact Us

Zamboanga del Sur PH Dr Evangelista Street,
Sta. Catalina Rd, Zamboanga, 7000,
Philippines

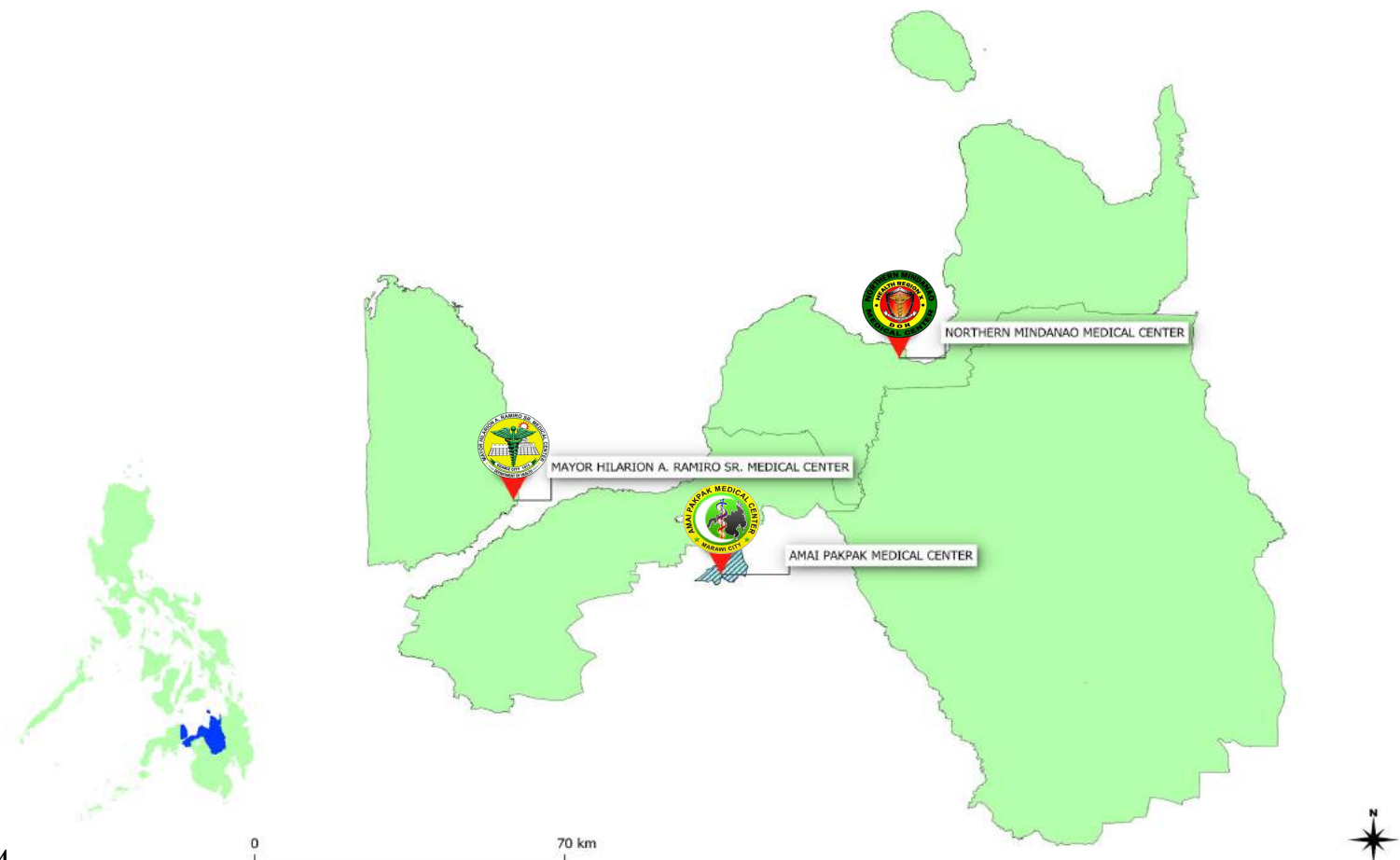
(062) 991-2934 Local 102 , 991-0573 (TF)

Zamboanga City Medical Center



Region IX - Zamboanga Peninsula

Distribution of DOH hospitals in Region X

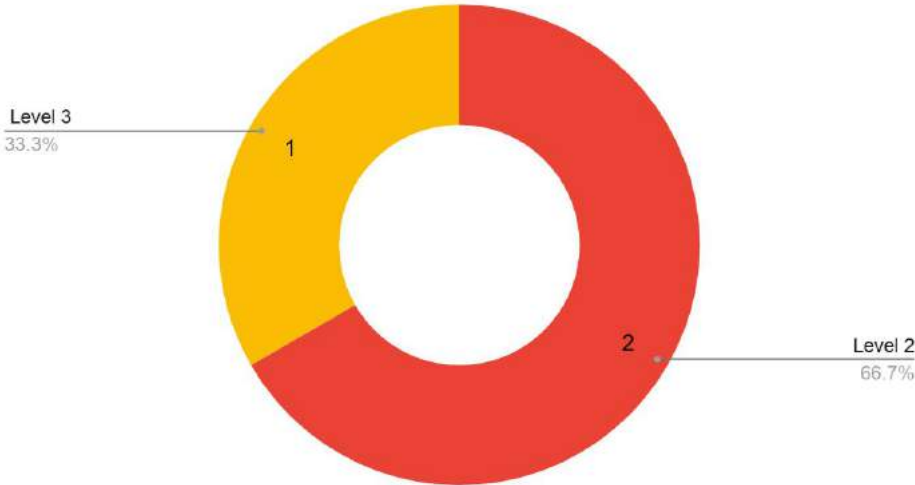


Region X Hospitals



Profile of DOH hospitals in Region X

Service capability and capacity



Total Authorized Bed Capacity (by LTO)



Total Implementing Bed Capacity

Profile of DOH hospitals in Region X

Utilization



570,348 (2019)

Total Inpatient Bed Days



1,561 (2019)

Average Daily Inpatients Served



430,991 (2019)

Total Outpatient Visits



154,534 (2019)

Total Emergency Room (ER) Visits



90,067 (2019)

Total Inpatient Discharges



247 (2019)

Average Daily Discharges



Amai Pakpak Medical Center



SHALIMAR S. RAKIIN, MD, MPH, MSPH-mHA,
DIPHM, CESE
Medical Center Chief II

Hospital Profile

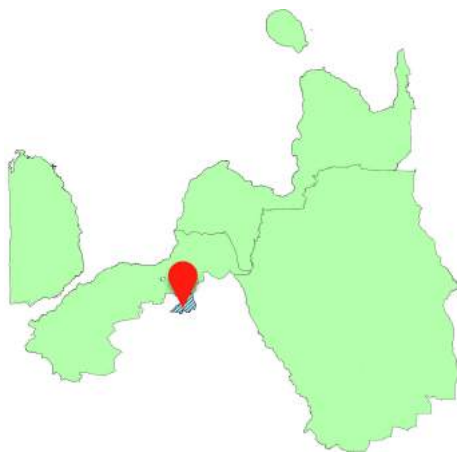
Level (2020 Licensed)	2
Classification (2020 Licensed)	GENERAL
Authorized Bed Capacity (Law)	400
Authorized Bed Capacity (2020 Licensed)	438
Implementing Bed Capacity (2019)	400
Hospital Laws/Mandates	RA 6945 (1990), RA 7217 (1992), RA 7943 (1995), RA 11103 (2018)

Statistics (2019)

Bed Occupancy Rate	81.45%
Inpatient Bed Days	130,222
Average Daily Inpatients Served	356
Average Daily Discharges	69
Outpatient Visits	38,092
Emergency Room (ER) Visits	37,797

Performance Indicators

Scorecard Rating	3.33 (S)
IHOMP Rating	94.5/100



"We Provide
Quality
Medical
Care"



Scan to visit website



Contact Us

Marawi City, Lanao del Sur, Philippines

(063) 876 0001

apmc_marawi@yahoo.com

Amai Pakpak Medical Center



Region X - Northern Mindanao



Mayor Hilarion A. Ramiro Sr. Medical Center



Hospital Profile

Level (2020 Licensed)	2
Classification (2020 Licensed)	GENERAL
Authorized Bed Capacity (Law)	500
Authorized Bed Capacity (2020 Licensed)	150
Implementing Bed Capacity (2019)	300
Hospital Laws/Mandates	RA 7937 (1995), RA 10865 (2016)

Statistics (2019)

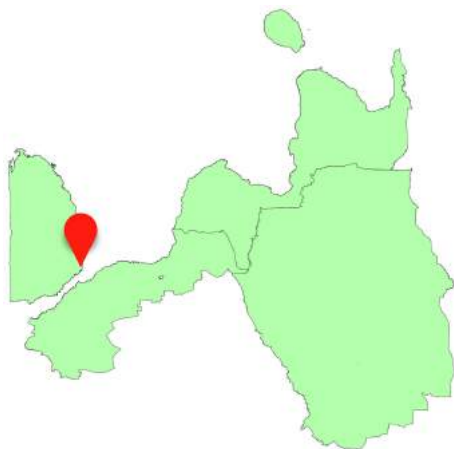
Bed Occupancy Rate	387.21%
Inpatient Bed Days	211,999
Average Daily Inpatients Served	581
Average Daily Discharges	87
Outpatient Visits	171,131
Emergency Room (ER) Visits	37,162

Performance Indicators

Scorecard Rating	3.67 (S)
IHOMP Rating	90.5/100



JESUS MARTIN S. SANCANGCO III, MD, FPPS,
 MBA-HHA
 Medical Center Chief II



Scan to visit website

Contact Us

Mindog Maningcol, Ozamiz City, 7200 Misamis
Occidental, Philippines

(088) 521-0440
mharsrth@yahoo.com

Mayor Hilarion A. Ramiro Sr. Medical Center



Region X - Northern Mindanao



Northern Mindanao Medical Center



DR. JOSE CHAN, MD, FPOA, FPCS, MHA,
FPCHA
Medical Center Chief II

Hospital Profile

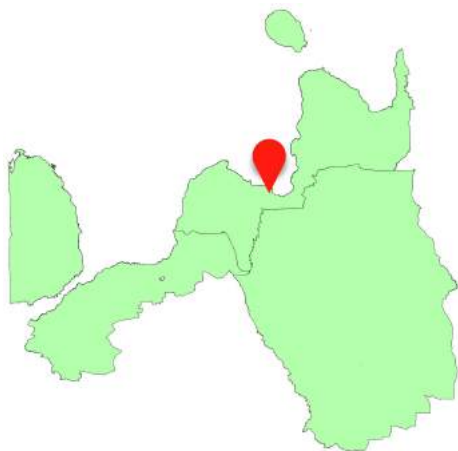
Level (2020 Licensed)	3
Classification (2020 Licensed)	GENERAL
Authorized Bed Capacity (Law)	600
Authorized Bed Capacity (2020 Licensed)	300
Implementing Bed Capacity (2019)	695
Hospital Laws/Mandates	RA 4662 (1966), RA 7938 (1995)

Statistics (2019)

Bed Occupancy Rate	208.34%
Inpatient Bed Days	228,127
Average Daily Inpatients Served	625
Average Daily Discharges	90
Outpatient Visits	221,768
Emergency Room (ER) Visits	79,575

Performance Indicators

Scorecard Rating	3.33 (S)
IHOMP Rating	92/100



"NMMC
Para sa
Tanan."



Scan to visit website



Contact Us

Capitol Compound: Cagayan de Oro City, 9000,
Philippines

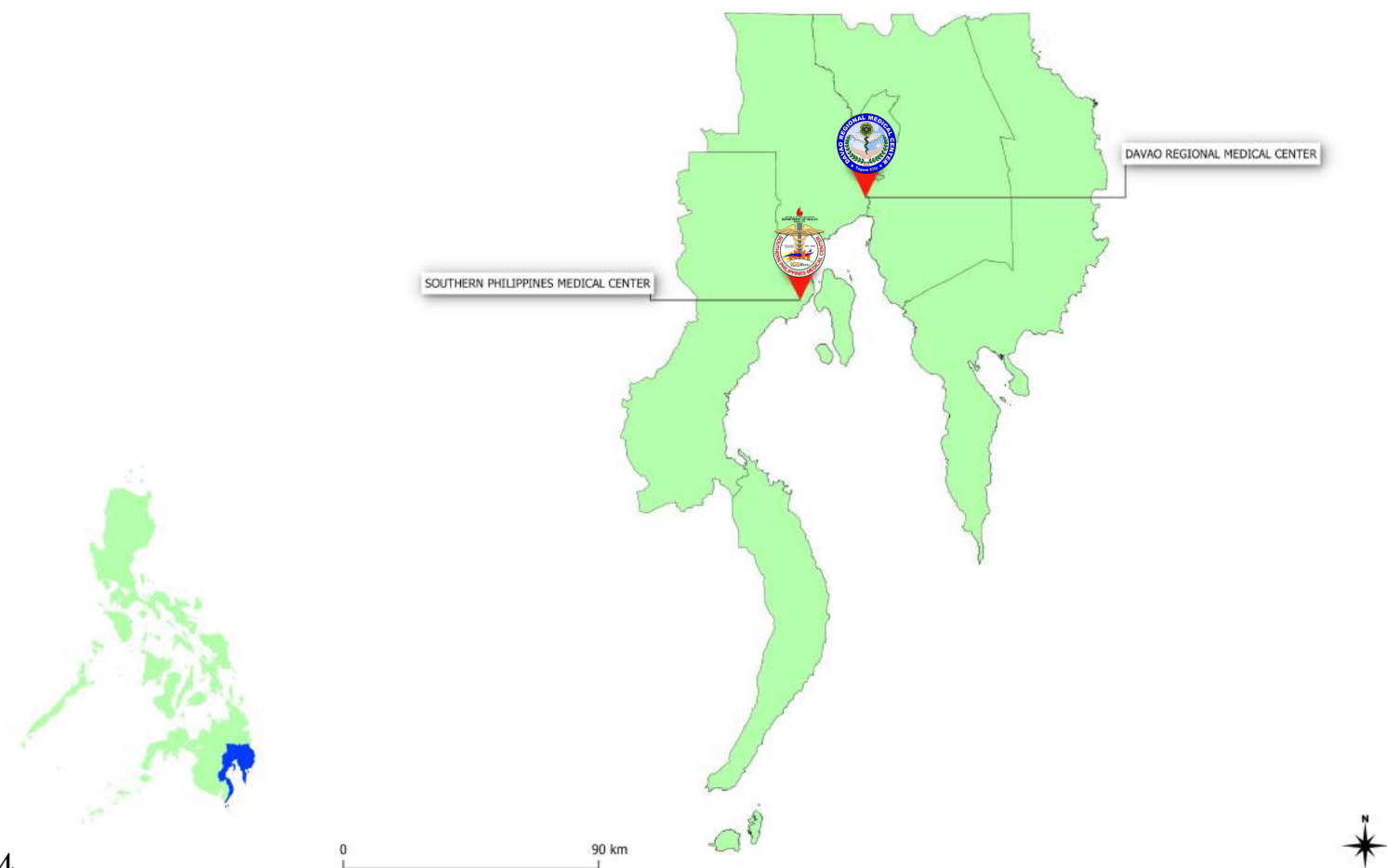
Tel. No. (08822) 726362, 723735 local 607,
nmmc_cdo@yahoo.com

Northern Mindanao Medical Center



Region X - Northern Mindanao

Distribution of DOH hospitals in Region XI




Region XI Hospitals



Profile of DOH hospitals in Region XI

Service capability and capacity



2

Number of DOH Hospitals

Level 3
100.0%



1,800 (2020)

Total Authorized Bed Capacity (by LTO)



1,900 (2019)

Total Implementing Bed Capacity

Profile of DOH hospitals in Region XI

Utilization



1,002,999 (2019)

Total Inpatient Bed Days



2,747 (2019)

Total Daily Inpatients Served



796,201 (2019)

Total Outpatient Visits



263,478 (2019)

Total Emergency Room (ER) Visits



54,300 (2019)

Total Inpatient Discharges



358 (2019)

Average Daily Discharges



Davao Regional Medical Center



BRYAN O. DALID, MD, MAHA, FPCS, FPSGS, FPALES, FSOSP
Medical Center Chief II

Hospital Profile

Level (2020 Licensed)	3
Classification (2020 Licensed)	GENERAL
Authorized Bed Capacity (Law)	600
Authorized Bed Capacity (2020 Licensed)	600
Implementing Bed Capacity (2019)	700
Hospital Laws/Mandates	RA 5702 (1969), AO 83 (1980), RA 7179 (1992), RA 10678 (2016)

Statistics (2019)

Bed Occupancy Rate	137.29%
Inpatient Bed Days	300,670
Average Daily Inpatients Served	824
Average Daily Discharges	149
Outpatient Visits	188,509
Emergency Room (ER) Visits	95,846

Performance Indicators

Scorecard Rating	3.78 (S)
IHOMP Rating	91/100



"Caring For
Life,
Changing
Lives"



Scan to visit website



Contact Us

Purok 4, Apokon, Tagum City, 8100 Davao del Norte, Philippines

(084) 216-9127 / (084) 216-9131 loc 808/809

drmc_mcc@yahoo.com /

mcc@drmc.doh.gov.ph

Davao Regional Medical Center



Region XI - Davao



Southern Philippines Medical Center



RICARDO B. AUDAN, MD, FPAFP
OIC-Medical Center Chief II

Hospital Profile

Level (2020 Licensed)	3
Classification (2020 Licensed)	GENERAL
Authorized Bed Capacity (Law)	1,500
Authorized Bed Capacity (2020 Licensed)	1,200
Implementing Bed Capacity (2019)	1,200
Hospital Laws/Mandates	Act 2727 (1917), RA 1859 (1957), BP 319 (1982), (RA 7210 (1992), RA 9272 (2009), RA 11326 (2019)

Statistics (2019)

Bed Occupancy Rate	160.35%
Inpatient Bed Days	702,329
Average Daily Inpatients Served	1,924
Average Daily Discharges	209
Outpatient Visits	607,692
Emergency Room (ER) Visits	167,632

Performance Indicators

Scorecard Rating	3.44 (S)
IHOMP Rating	94/100



"Enriching
Lives in
Davao And
Beyond"



Scan to visit website



Contact Us

Southern Philippines Medical Center, J.P.
Laurel Ave, Bajada, Davao City, 8000 Davao del
Sur, Philippines

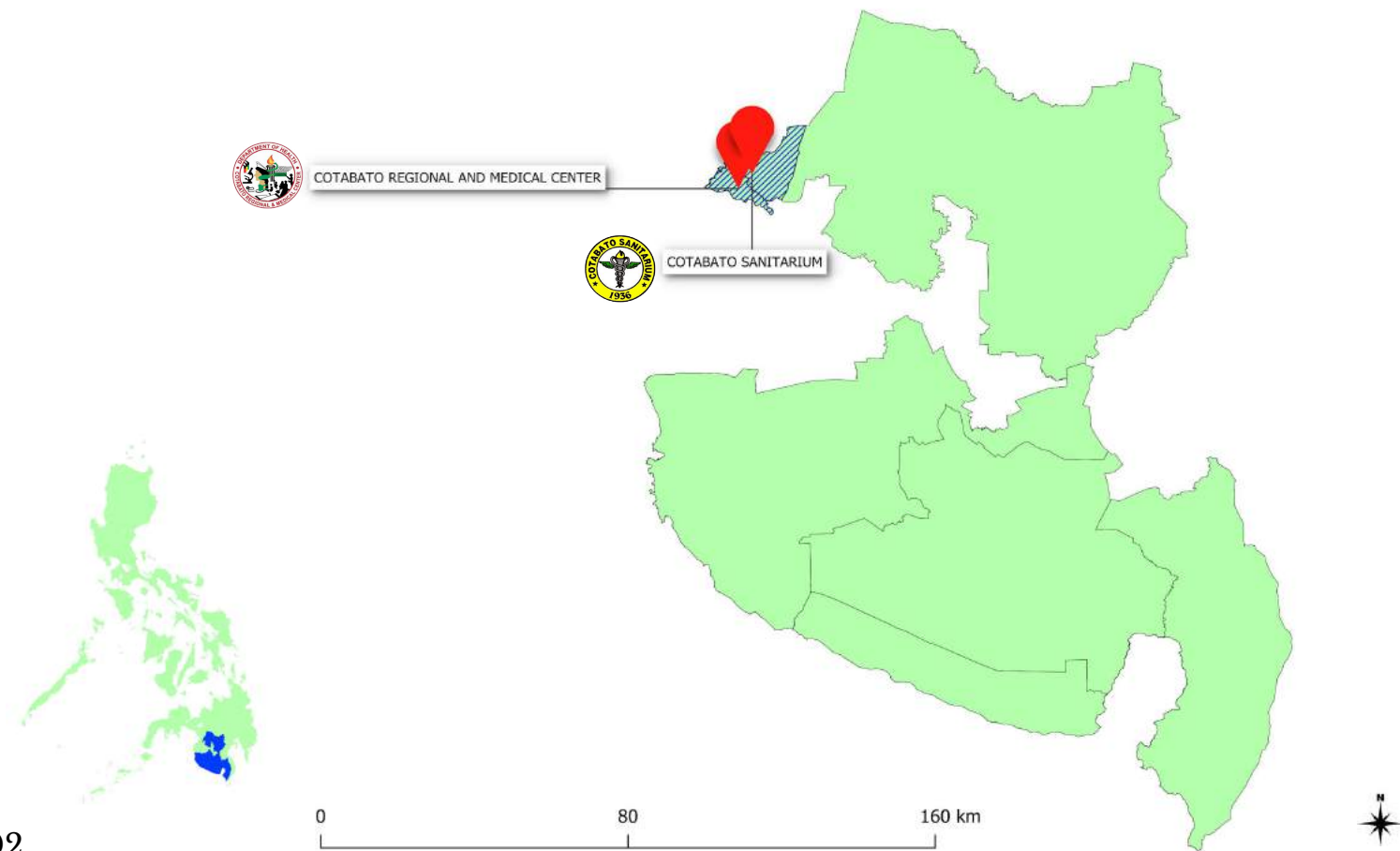
(082) 227-2731, 221-7029 (F)
info@spmcc.com.ph

Southern Philippines Medical Center



Region XI - Davao

Distribution of DOH hospitals in Region XII

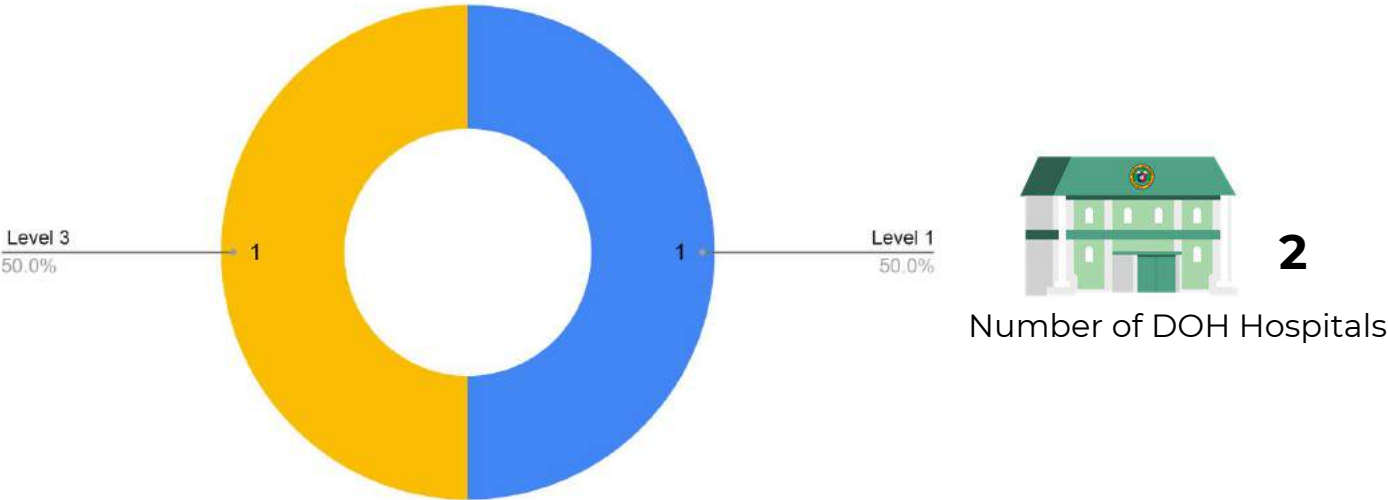


Region XII Hospitals



Profile of DOH hospitals in Region XII

Service capability and capacity



Number of DOH Hospitals



515 (2020)

Total Authorized Bed Capacity (by LTO)



655 (2019)

Total Implementing Bed Capacity

Profile of DOH hospitals in Region XII

Utilization



188,964 (2019)

Total Inpatient Bed Days



517 (2019)

Average Daily Inpatients Served



96,199 (2019)

Total Outpatient Visits



49,617 (2019)

Total Emergency Room (ER) Visits



34,780 (2019)

Total Inpatient Discharges



187 (2019)

Average Daily Discharges



Cotabato Regional and Medical Center



HELEN P. YAMBAO, MD, FPOGS, FSGOP, CESE
Medical Center Chief II

Hospital Profile

Level (2020 Licensed)	3
Classification (2020 Licensed)	GENERAL
Authorized Bed Capacity (Law)	600
Authorized Bed Capacity (2020 Licensed)	375
Implementing Bed Capacity (2019)	575
Hospital Laws/Mandates	RA 8316 (1997), RA 11391 (2019)

Statistics (2019)

Bed Occupancy Rate	122.68%
Inpatient Bed Days	167,920
Average Daily Inpatients Served	460
Average Daily Discharges	102
Outpatient Visits	77,137
Emergency Room (ER) Visits	40,407

Performance Indicators

Scorecard Rating	3.44 (S)
IHOMP Rating	98/100



**"Committed
to Care."**



Scan to visit website



Contact Us

Sinsuat Ave, RH 10, Cotabato City, 9600
Maguindanao, Philippines

(064) 421-2340 Local 119, 421-2192 (TF)
crmc_12@yahoo.com

Cotabato Regional and Medical Center

Region XII - SOCCSKSARGEN





Cotabato Sanitarium



IBRAHIM V. PANGATO, JR., MD, DDM, CESE
Chief of Hospital II

Hospital Profile

Level (2020 Licensed)	1
Classification (2020 Licensed)	GENERAL
Authorized Bed Capacity (Law)	25
Authorized Bed Capacity (2020 Licensed)	140
Implementing Bed Capacity (2019)	80
Hospital Laws/Mandates	RA 2978 (1921)

Statistics (2019)

Bed Occupancy Rate	41.18%
Inpatient Bed Days	21,044
Average Daily Inpatients Served	57
Average Daily Discharges	11
Outpatient Visits	19,062
Emergency Room (ER) Visits	9,210

Performance Indicators

Scorecard Rating	3.44 (S)
IHOMP Rating	92/100



Scan to visit website



Contact Us

Barangay Pinaring, Sultan Kudarat,
Maguindanao, BARMM, Philippines

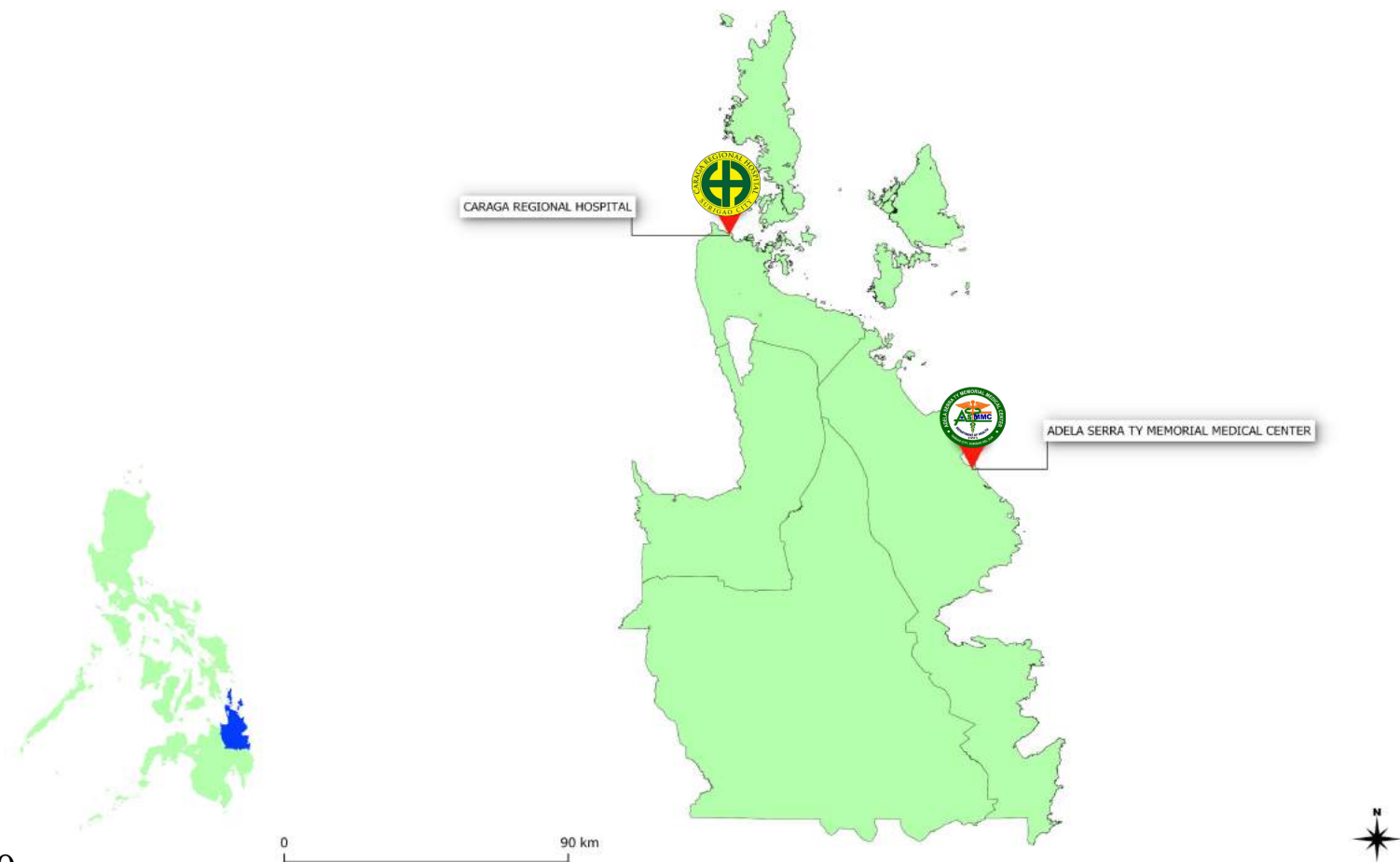
(064) 429-0082
cotsan1936@gmail.com

Cotabato Sanitarium



Region XII - SOCCSKSARGEN

Distribution of DOH hospitals in Region XIII




Region XIII Hospitals



Profile of DOH hospitals in Region XIII

Service capability and capacity



2

Number of DOH Hospitals



350 (2020)

Total Authorized Bed Capacity (by LTO)



550 (2019)

Total Implementing Bed Capacity

Profile of DOH hospitals in Region XIII

Utilization



218,297 (2019)

Total Inpatient Bed Days



597 (2019)

Average Daily Inpatients Served



78,469 (2019)

Total Outpatient Visits



79,980 (2019)

Total Emergency Room (ER) Visits



24,582 (2019)

Total Inpatient Discharges



67 (2019)

Average Daily Discharges



Adela Serra Ty Memorial Medical Center



JANICE V. PAGARAN - ALCORDO, MD, FPCEM,
FPAPSHPI, DipHM, DPCHA, CHA
OIC-Medical Center Chief I

Hospital Profile

Level (2020 Licensed)	2
Classification (2020 Licensed)	GENERAL
Authorized Bed Capacity (Law)	500
Authorized Bed Capacity (2020 Licensed)	200
Implementing Bed Capacity (2019)	200
Hospital Laws/Mandates	RA 8343 (1997), RA 11250 (2019)

Statistics (2019)

Bed Occupancy Rate	115.28%
Inpatient Bed Days	84,156
Average Daily Inpatients Served	230
Average Daily Discharges	17
Outpatient Visits	33,799
Emergency Room (ER) Visits	27,087

Performance Indicators

Scorecard Rating	3.78 (S)
IHOMP Rating	95/100



"Your Health
Is Our
Priority"



Scan to visit website



Adela Serra Ty Memorial Medical Center

Contact Us

Capitol Hills, Telaje, Tandag, Surigao del Sur,
Philippines

(086) 211-3700, 211-4306
astmmc_doh13@live.com.ph



Region XIII - Caraga



**Caraga Regional
Hospital**



CHERYL A. GOTINGA, MD, FPPS
Medical Center Chief I

Hospital Profile

Level (2020 Licensed)	2
Classification (2020 Licensed)	GENERAL
Authorized Bed Capacity (Law)	500
Authorized Bed Capacity (2020 Licensed)	150
Implementing Bed Capacity (2019)	350
Hospital Laws/Mandates	RA 8255 (1996), RA 11472 (2020)

Statistics (2019)

Bed Occupancy Rate	245.01%
Inpatient Bed Days	134,141
Average Daily Inpatients Served	367
Average Daily Discharges	67
Outpatient Visits	44,670
Emergency Room (ER) Visits	52,893

Performance Indicators

Scorecard Rating	3.33 (S)
IHOMP Rating	85/100



Scan to visit website



Contact Us

Rizal Street, Brgy. Washington Roxas Street,
Surigao City, Surigao del Norte, Philippines

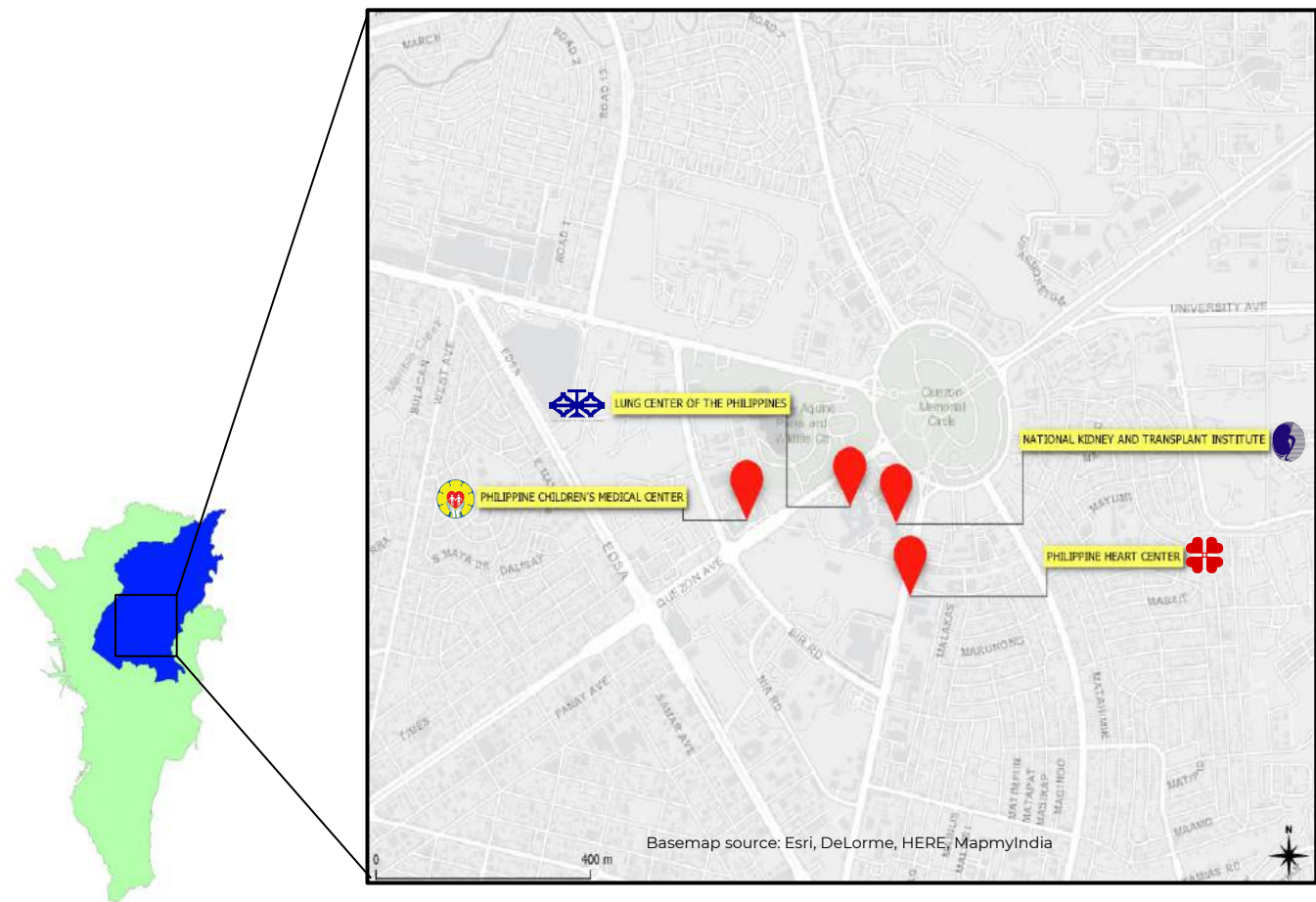
(086) 826-2459
caragahospital@gmail.com

Caraga Regional Hospital



Region XIII - Caraga

Distribution of GOCC Hospitals



Government-Owned and Controlled Corporation (GOCC) Hospitals





Lung Center of the
Philippines



Hospital Profile

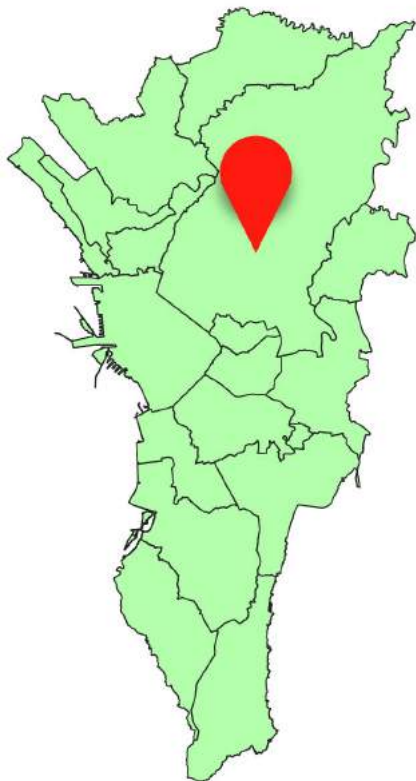
Level (2020 Licensed)	3
Classification (2020 Licensed)	SPECIALTY
Authorized Bed Capacity (Law)	303
Authorized Bed Capacity (2020 Licensed)	210
Implementing Bed Capacity (2019)	251
Hospital Laws/Mandates	PD 1823 (1981)

Statistics (2019)

Bed Occupancy Rate	81.00%
Inpatient Bed Days	62,159
Average Daily Inpatients Served	170
Average Daily Discharges	20
Outpatient Visits	93,059
Emergency Room (ER) Visits	12,150



VINCENT M. BALANAG, JR., MD, MSc, FPCCPD
Executive Director



Scan to visit website



Contact Us

Quezon Ave, Diliman, Quezon City, 1100 Metro
Manila, Philippines

(02) 924-6101
lcpdirector01@gmail.com

Lung Center of the Philippines



National Capital Region



National Kidney and Transplant Institute



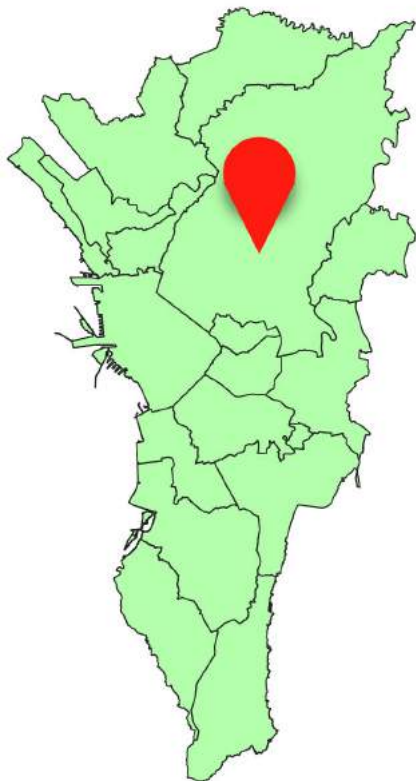
ROSE MARIE ROSETE-LIQUETE, MD, FPCS,
FACS
Executive Director

Hospital Profile

Level (2020 Licensed)	3
Classification (2020 Licensed)	SPECIALTY
Authorized Bed Capacity (Law)	315
Authorized Bed Capacity (2020 Licensed)	315
Implementing Bed Capacity (2019)	386
Hospital Laws/Mandates	PD 1832 (1981), MO 48 (1986), RA 8020 (1995)

Statistics (2019)

Bed Occupancy Rate	99.93%
Inpatient Bed Days	114,895
Average Daily Inpatients Served	315
Average Daily Discharges	44
Outpatient Visits	66,854
Emergency Room (ER) Visits	18,536



"Sakit Sa Bato,
Sagot
Nandito..
NKT
Kaagapay Mo"



Scan to visit website



Contact Us

East Ave, Diliman, Quezon City, 1101 Metro
Manila, Philippines

(02) 8981-0300 / 8981-0400
pro@nkti.gov.ph

National Kidney and Transplant Institute



National Capital Region



Philippine Children's Medical Center



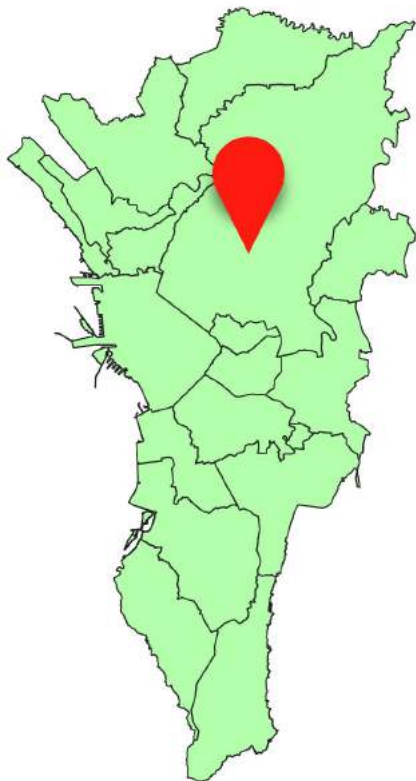
JULIUS A. LECCIONES, MD, PhD, DPA, CESO III
Executive Director

Hospital Profile

Level (2020 Licensed)	3
Classification (2020 Licensed)	SPECIALTY
Authorized Bed Capacity (Law)	200
Authorized Bed Capacity (2020 Licensed)	200
Implementing Bed Capacity (2019)	270
Hospital Laws/Mandates	PD 1631 (1979), EO 893(1983), MO 48 (1986), RA 8018 (1995)

Statistics (2019)

Bed Occupancy Rate	107.40%
Inpatient Bed Days	78,399
Average Daily Inpatients Served	215
Average Daily Discharges	27
Outpatient Visits	64,684
Emergency Room (ER) Visits	18,589



"A Family
with You"



Scan to visit website



Contact Us

Quezon Ave., Quezon City, Philippines

(02) 8588-9900

officeofthedirector@pcmc.gov.ph

Philippine Children's Medical Center



National Capital Region



**Philippine Heart
Center**



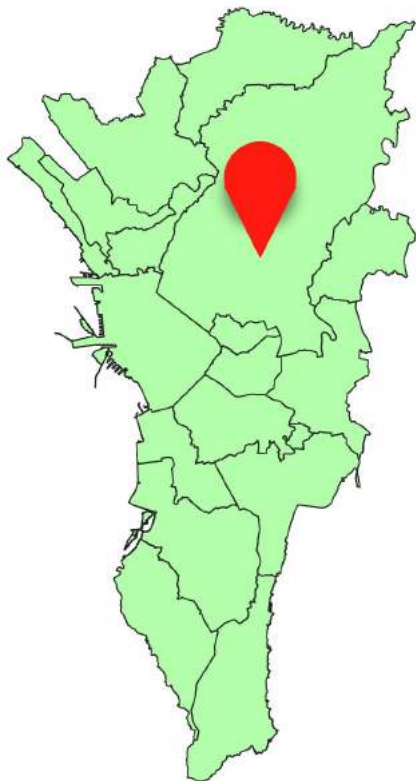
JOEL M. ABANILLA, MD, FPCP, FPCC, FASCC,
FACC
Executive Director

Hospital Profile

Level (2020 Licensed)	3
Classification (2020 Licensed)	SPECIALTY
Authorized Bed Capacity (Law)	164
Authorized Bed Capacity (2020 Licensed)	454
Implementing Bed Capacity (2019)	462
Hospital Laws/Mandates	PD 673 (1975)

Statistics (2019)

Bed Occupancy Rate	80.35%
Inpatient Bed Days	131,997
Average Daily Inpatients Served	361
Average Daily Discharges	41
Outpatient Visits	88,904
Emergency Room (ER) Visits	



Scan to visit website



Contact Us


East Avenue, Quezon City, Philippines 1100

(02) 8925-2401

director@phc.gov.ph

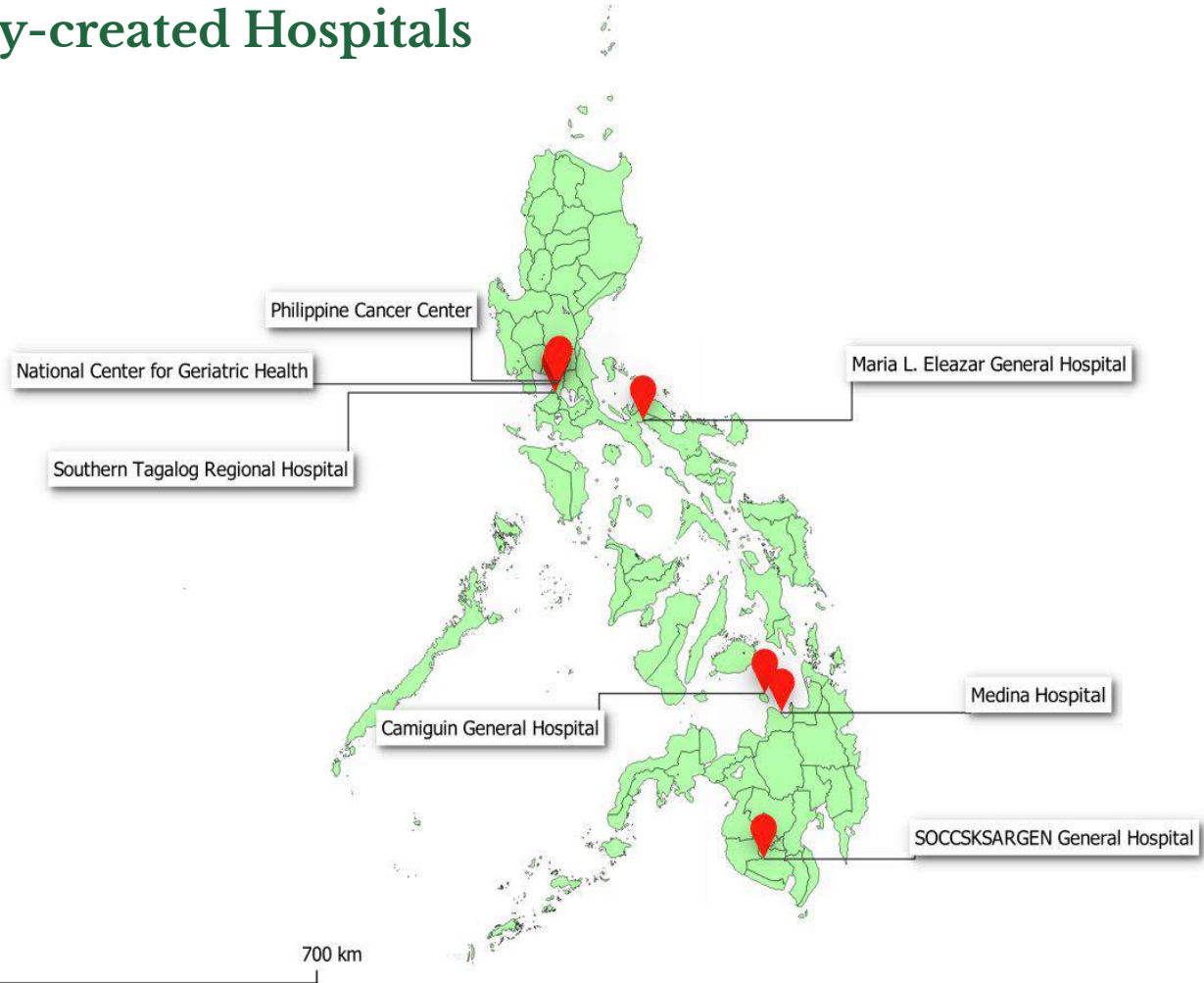
query@phc.gov.ph

Philippine Heart Center



National Capital Region

Distribution of Renationalized, Extension and Newly-created Hospitals



Renationalized, Extension, and Newly-created Hospitals



Maria L. Eleazar General Hospital

Formerly Maria L. Eleazar District Hospital
Operations and management on transition from Provincial Government of Quezon to DOH



Hospital Profile

Level (2020 Licensed)	1
Classification (2020 Licensed)	General
Authorized Bed Capacity (Law)	200
Authorized Bed Capacity (2020 Licensed)	25
Implementing Bed Capacity (2019)	25
Hospital Laws/Mandates	RA 11474 (2020)



Southern Tagalog Regional Hospital

Formerly Bacoor District Hospital
Operations and management on transition from Provincial Government of Cavite to DOH

Region IV-A
CALABARZON

Hospital Profile

Level (2020 Licensed)	1
Classification (2020 Licensed)	General
Authorized Bed Capacity (Law)	100
Authorized Bed Capacity (2020 Licensed)	10
Implementing Bed Capacity (2019)	10
Hospital Laws/Mandates	RA 11233 (2019)



Camiguin General Hospital

Operations and management on transition from Provincial Government of Camiguin to DOH



Hospital Profile

Level (2020 Licensed)	1
Classification (2020 Licensed)	General
Authorized Bed Capacity (2020 Licensed)	100
Implementing Bed Capacity (2019)	100
Hospital Laws/Mandates	RA 8482 (1998)



SOCCSKSARGEN General Hospital

Formerly Upper Valley Community Hospital

Operations and management on transition from Provincial Government of South Cotabato to DOH

Region XII-
SOCCSKSARGEN

Hospital Profile

Level (2020 Licensed)

Classification (2020 Licensed)

Authorized Bed Capacity (Law)

Authorized Bed Capacity (2020 Licensed) 18

Implementing Bed Capacity (2019) 18

Hospital Laws/Mandates RA 11102 (2018)

Infirmary

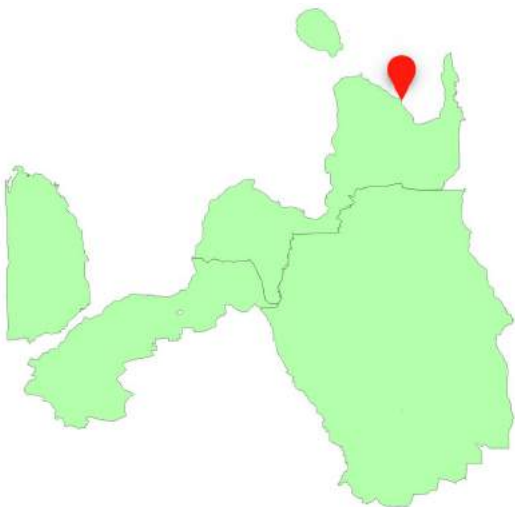
Infirmary

Shall based on the
approved Hospital
Development Plan



Medina Hospital

Extension of Northern Mindanao Medical Center



Hospital Profile

Level (2020 Licensed)	Infirmary
Classification (2020 Licensed)	Infirmary
Authorized Bed Capacity (2020 Licensed)	28
Implementing Bed Capacity (2019)	28
Hospital Laws/Mandates	Deed of Donation (2009), RA 11465 (2020)



National Center for Geriatric Health

Extension of Jose R. Reyes Memorial Medical Center

National
Capital Region

Currently Operating as Department of Geriatric Medicine of Jose R. Reyes Memorial Medical Center

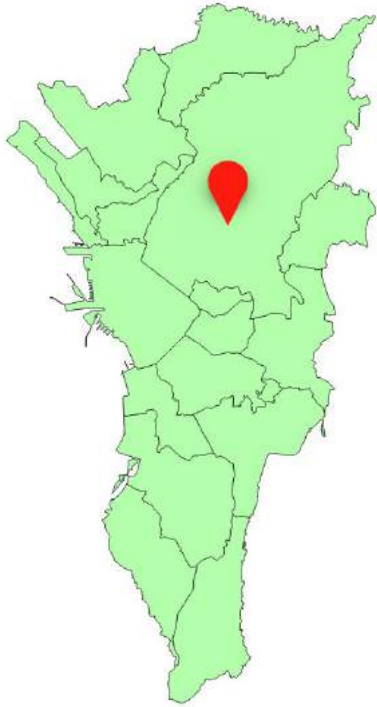
Hospital Laws/Mandates

Deed of Assignment (2010),
DO 2015-0024 (2015),
RA 11465 (2020)



Philippine Cancer Center

Newly-created



Currently Operating as Program Management Office

Hospital Laws/Mandates

RA 11215 (2019)



List of DOH Hospitals

CUSTODIAL CARE FACILITY (1)

MARIVELES MENTAL WELLNESS AND GENERAL HOSPITAL

LEVEL 1 (21)

SAN LORENZO RUIZ GENERAL HOSPITAL
CONNER DISTRICT HOSPITAL
FAR NORTH LUZON GENERAL HOSPITAL & TRAINING CENTER
BATANES GENERAL HOSPITAL
TALAVERA GENERAL HOSPITAL
CULION SANITARIUM AND GENERAL HOSPITAL
OSPITAL NG PALAWAN
DON JOSE MONFORT MEDICAL CENTER EXTENSION HOSPITAL
WESTERN VISAYAS SANITARIUM
DON EMILIO DEL VALLE MEMORIAL HOSPITAL
EVERSLEY CHILDS SANITARIUM AND GENERAL HOSPITAL
ST. ANTHONY MOTHER AND CHILD HOSPITAL
CEBU SOUTH MEDICAL CENTER
SCHISTOSOMIASIS CONTROL AND RESEARCH HOSPITAL
BASILAN GENERAL HOSPITAL
DR. JOSE RIZAL MEMORIAL HOSPITAL
LABUAN GENERAL HOSPITAL
MARGOSATUBIG REGIONAL HOSPITAL
MINDANAO CENTRAL SANITARIUM
SULU SANITARIUM
COTABATO SANITARIUM

LEVEL 2 (7)

LAS PIÑAS GENERAL HOSPITAL AND SATELLITE TRAUMA CENTER
LUIS HORA MEMORIAL REGIONAL HOSPITAL
BICOL REGION GENERAL HOSPITAL AND GERIATRIC MEDICAL CENTER
AMAI PAKPAK MEDICAL CENTER
MAYOR HILARION A. RAMIRO SR. MEDICAL CENTER
ADELA SERRA TY MEMORIAL MEDICAL CENTER
CARAGA REGIONAL HOSPITAL

LEVEL 3 (37)

AMANG RODRIGUEZ MEDICAL CENTER
EAST AVENUE MEDICAL CENTER
JOSE R. REYES MEMORIAL MEDICAL CENTER
DR. JOSE FABELLA MEMORIAL HOSPITAL
NATIONAL CENTER FOR MENTAL HEALTH
NATIONAL CHILDREN'S HOSPITAL
PHILIPPINE ORTHOPEDIC CENTER
RESEARCH INSTITUTE FOR TROPICAL MEDICINE
RIZAL MEDICAL CENTER
QUIRINO MEMORIAL MEDICAL CENTER
SAN LAZARO HOSPITAL
TONDO MEDICAL CENTER

DR. JOSE N. RODRIGUEZ MEMORIAL HOSPITAL
VALENZUELA MEDICAL CENTER
ILOCOS TRAINING AND REGIONAL MEDICAL CENTER
MARIANO MARCOS MEMORIAL AND MEDICAL CENTER
REGION 1 MEDICAL CENTER
BAGUIO GENERAL HOSPITAL AND MEDICAL CENTER
CAGAYAN VALLEY MEDICAL CENTER
SOUTHERN ISABELA MEDICAL CENTER
REGION 2 TRAUMA AND MEDICAL CENTER
BATAAN GENERAL HOSPITAL
PAULINO J. GARCIA MEMORIAL RESEARCH AND MEDICAL CENTER
JOSE B. LINGAD MEMORIAL REGIONAL HOSPITAL
BATANGAS MEDICAL CENTER
BICOL MEDICAL CENTER
BICOL REGIONAL TRAINING AND TEACHING HOSPITAL
CORAZON LOCSIN MONTELIBANO MEMORIAL REGIONAL HOSPITAL
WESTERN VISAYAS MEDICAL CENTER
GOVERNOR CELESTINO GALLARES MEMORIAL MEDICAL CENTER
VICENTE SOTTO MEMORIAL MEDICAL CENTER
EASTERN VISAYAS REGIONAL MEDICAL CENTER
ZAMBOANGA CITY MEDICAL CENTER
NORTHERN MINDANAO MEDICAL CENTER
DAVAO REGIONAL MEDICAL CENTER
SOUTHERN PHILIPPINES MEDICAL CENTER
COTABATO REGIONAL AND MEDICAL CENTER

GOCC (4)

LUNG CENTER OF THE PHILIPPINES
NATIONAL KIDNEY TRANSPLANT INSTITUTE
PHILIPPINE CHILDREN'S MEDICAL CENTER
PHILIPPINE HEART CENTER

RENATIONALIZED(4)

MARIA L. ELEAZAR GENERAL HOSPITAL
SOUTHERN TAGALOG REGIONAL HOSPITAL
CAMIGUIN GENERAL HOSPITAL
SOCCSKSARGEN GENERAL HOSPITAL

EXTENSION (2)

MEDINA HOSPITAL
NATIONAL CENTER FOR GERIATRIC HEALTH

NEWLY-CREATED (1)

PHILIPPINE CANCER CENTER



Link: <https://bit.ly/DOH-HospitalsProfileStatistics>
Scan to access the soft copy of the document

CONTACT US

Research and Performance Management Division
Health Facility Development Bureau
Department of Health

Address: Building No. 4, San Lazaro Compound, Rizal Avenue, Santa Cruz Manila

Contact Number: (02) 8651-7800 local 1406/1401

Email Address: doh.hfdb.rpmd@gmail.com



Website: <https://bit.ly/hfdb-doh>



<https://www.facebook.com/hfdb.doh/>

SCAN TO VISIT WEBSITES